



TRIBUTARIES®

Bringing it all together

HDMI™

HIGH-DEFINITION MULTIMEDIA INTERFACE

EXTENDER OVER CAT5



HXC5

Extends HDMI™ over CAT5 50 meters

www.tributariescable.com



TABLE OF CONTENTS

1. Introduction.....	1
2. Features.....	1
3. Package Contents.....	1
4. Transmitter Operation Controls and Functions.....	2
4.1 Front Panel.....	2
4.2 Rear Panel.....	2
5. Receiver Operation Controls and Functions.....	3
5.1 Front Panel.....	3
5.2 Rear Panel.....	3
6. Transmitter Specifications.....	4
7. Receiver Specifications.....	4
8 . Connection and Installation.....	5



TRIBUTARIES®

Bringing it all **together**

HDMI™
HIGH-DEFINITION MULTIMEDIA INTERFACE

EXTENDER OVER CAT5



HXC5

1. Introduction

Tributaries HXC5 can extend HDMI signal through CAT5E cables for a distance up to 50 meters. The installation of Tributaries HXC5 is easy and quick. Simply place the transmitter next to your HDTV source, such as a DVD player, then place the receiver close to your display. Complete the installation using Tributaries HDMI Cables and 2 runs of CAT5/CAT5E/CAT6.

2. Features

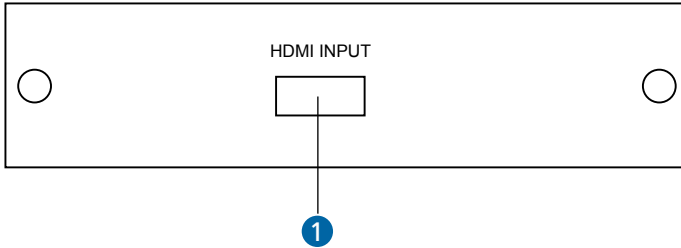
1. Compliant with HDMI 1.2, HDCP 1.1 and DVI 1.0 specifications.
2. Supports CAT5/CAT5E/CAT6 cables of variable types.
3. Supports high definition input up to 1080p, output resolution follows input.
4. Easy to install and simple to operate.

3. Package Contents

1. Tributaries HXC5 transmitter.
2. Tributaries HXC5 50 meter receiver.
3. Two 5VDC power supply adaptors.
4. Operation manual.

4. Transmitter Operational Controls and Functions

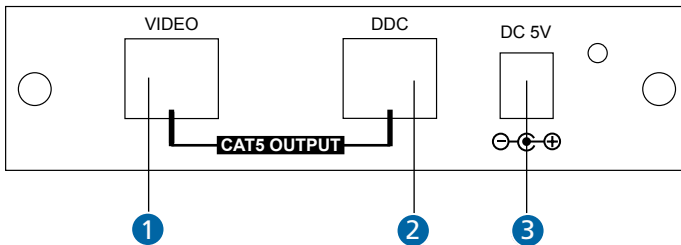
4.1 Front Panel



1 HDMI INPUT:

Connect the HDMI input to the HDMI or DVI output (using a DVI to HDMI adaptor) of your source equipment such as a DVD player or set-top-box.

4.2 Rear Panel



1 VIDEO OUTPUT:

Connect the VIDEO output to the VIDEO input of the receiver unit using CAT5/CAT5E/CAT6

2 DDC OUTPUT:

Connect the DDC output to the DDC input of the receiver unit using CAT5/CAT5E/CAT6 cable.

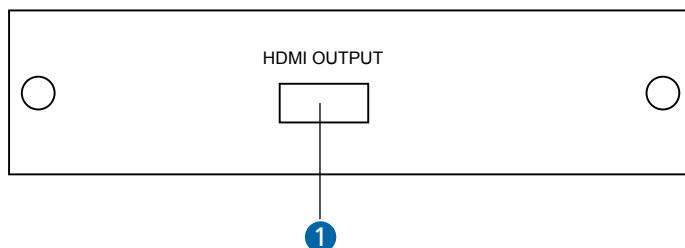
Note: If it's known that the DDC or HDCP data are not required for the source and the display, you can use a single CAT5/CAT5E/CAT6 cable to connect the VIDEO output of the transmitter and VIDEO input of the receiver.

3 POWER:

Plug the 5VDC power supply into the unit and connect the adaptor to AC wall outlet.

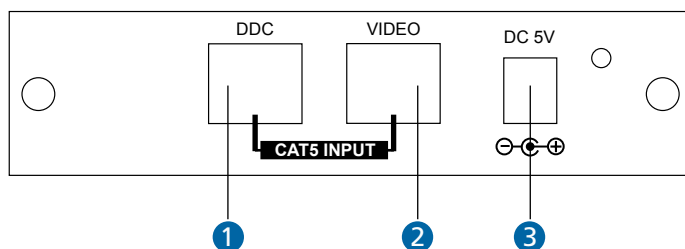
5. Receiver Operational Controls and Functions

5.1 Front Panel



- 1 HDMI OUTPUT:**
Connect the HDMI output to the HDMI input of your display.

5.2 Rear Panel



- 1 DDC INPUT:**
Connect the DDC input to the DDC output of the transmitter unit using CAT5/CAT5E/CAT6 cable.
Note: If it's known that the DDC or HDCP data are not required for both source and the display, you can use a single CAT5/CAT5E/CAT6 cable for the VIDEO connection only.
- 2 VIDEO INPUT:**
Connect the VIDEO input to the VIDEO output of the transmitter unit using CAT5/CAT5E/CAT6 cable.
- 3 POWER:**
Plug the 5VDC power supply into the unit and connect the adaptor to AC wall outlet.



6. Transmitter Specifications

1. Supported resolutions: HDMI - 480i/480p, 576i/576p, 720p@50/60Hz, 1080i@50/60Hz, 1080p@50/60Hz
2. Input: 1 HDMI female connector
3. Output: 1 RJ45 output for VIDEO, 1 RJ45 output for DDC
4. Power: Input 5V / 2.6A DC power supply
5. Dimensions: 5"(W) x 5"(D) x 1"(H)

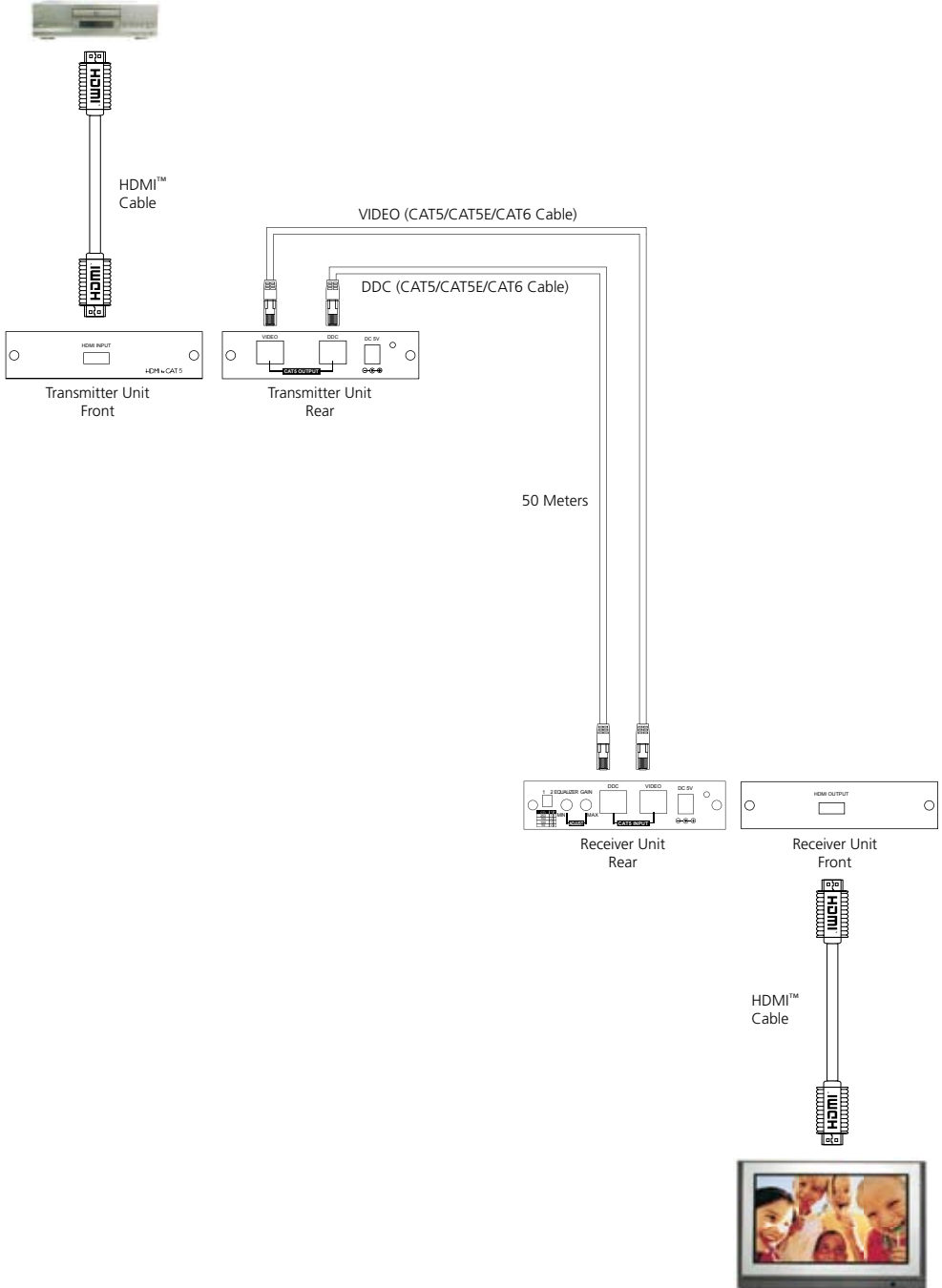
7. Receiver Specifications

1. Supported resolutions: HDMI - 480i/480p, 576i/576p, 720p@50/60Hz, 1080i@50/60Hz, 1080p@50/60Hz
2. Input: 1 RJ45 output for VIDEO, 1 RJ45 output for DDC
3. Output: 1 HDMI female port
4. Power: Input 5V / 2.6A DC power supply
5. Dimensions: 5"(W) x 5"(D) x 1"(H)



8. Connection and Installation

DVD Player, Satellite Receiver
Cable, STB, or Gaming Console





TRIBUTARIES®

Bringing it all **together**

©2007 Gordon J. Gow Technologies, Inc. All rights reserved.

TRIBUTARIES® is a registered trademark of Gordon J. Gow Technologies, Inc. All other trademarks are the property of their respective owners. As we continually strive to improve our products, TRIBUTARIES® reserves the right to change product specifications without notice. The technical and other information contained herein is not intended to set forth all technical and other specifications of TRIBUTARIES® products. Additional information can be obtained on-line at www.tributariescable.com

Gordon J. Gow Technologies, Inc.
Orlando, FL 32809
www.tributariescable.com

Free Manuals Download Website

<http://myh66.com>

<http://usermanuals.us>

<http://www.somanuals.com>

<http://www.4manuals.cc>

<http://www.manual-lib.com>

<http://www.404manual.com>

<http://www.luxmanual.com>

<http://aubethermostatmanual.com>

Golf course search by state

<http://golfingnear.com>

Email search by domain

<http://emailbydomain.com>

Auto manuals search

<http://auto.somanuals.com>

TV manuals search

<http://tv.somanuals.com>