



# Multimedia Keyboard

## User's Guide

**Model: IN3005KB**



Tripp Lite World Headquarters  
1111 W. 35th Street  
Chicago, IL 60609 USA  
(773) 869-1234  
[www.triplite.com](http://www.triplite.com)

Copyright © 2005 Tripp Lite. All rights reserved. All trademarks are the property of their respective owners.  
The policy of Tripp Lite is one of continuous improvement. All specifications are subject to change without notice.

## **Getting Ready**

Turn off the power of your computer.

1. Remove the existing keyboard.
2. Connect USB cable to USB port.


## **Installing Keyboard Software-iKeyWorks**

Before you can take advantage of the many features your keyboard, you must install the driver. The driver is in the installation CD that came packaged with keyboard

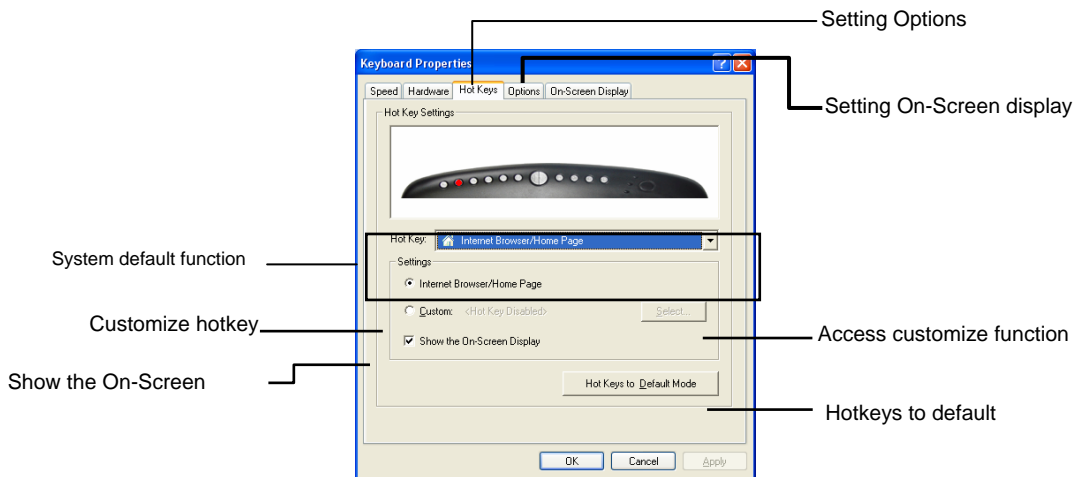
Windows 95/98/Me/2000/NT4.0/XP installation

1. Insert the included CD into your CD-ROM.
2. The Auto-run installation Menu window will pop up for your setup
3. Follow the on-screen instructions to accomplish the installation.

## Using the iKeyWorks Software













To launch the iKeyWorksTM software, double-click the  iKeyWorks icon on the Windows Taskbar.

This iKeyWorks software brings you closer and keeps you in better touch with your desktop world. Set up and organize your keyboard in your way. Using the Hotkeys and the iKeyWorks software, customize your keyboard so you can be at your Internet home page, or favorite chat room, and run your e-mail application with the push of a button. The Hot Keys are divided into two groups, as defined by their functions.



## Using the 12 Hotkeys

There are 12 programmable Hotkeys. You must setup the iKeyWorksOffice software to enable those Hotkeys.

<b>Hot Key</b>	<b>Default Function</b>
	Sleeping key
	Internet browser / Home page
	Search
	E-mail
	My favorites
	Mute
	Volume Decrease
	Volume Increase
	Stop play
	Play/Pause
	Previous Track
	Next Track

## Free Manuals Download Website

<http://myh66.com>

<http://usermanuals.us>

<http://www.somanuals.com>

<http://www.4manuals.cc>

<http://www.manual-lib.com>

<http://www.404manual.com>

<http://www.luxmanual.com>

<http://aubethermostatmanual.com>

Golf course search by state

<http://golfingnear.com>

Email search by domain

<http://emailbydomain.com>

Auto manuals search

<http://auto.somanuals.com>

TV manuals search

<http://tv.somanuals.com>