

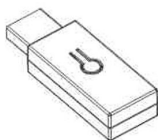
TRIPP·LITE

Noteables[™]
...complementing your life

Mini Wireless Optical Mouse

User's Guide

Model:IN3001RF



CAUTION: To use this device properly, please read the user's guide before installation.

Tripp Lite World Headquarters
1111 W.35th Street
Chicago,IL 60609 USA
(773)869-1234
www.triplite.com

Copyright ©Tripp Lite.All rights reserved.All trademarks are the property of their respective owners.The policy of Tripp Lite is one of continuous improvement. All specifications are subject to change without notice.

Step 1. Installing the Batteries

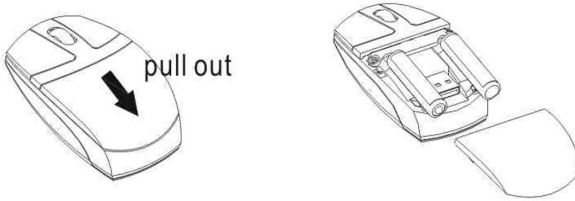
The Wireless mouse use two AAA Alkline batteries.

Installing Batteries in the Mouse

Step1. Open the battery cover by push the TRIPPLITE logo.

Step2. Insert the batteries as shown inside the battery compartment.

Step3. Replace the cover.



STEP 2. Connecting the Receiver



USB Port



Laptop PC installation



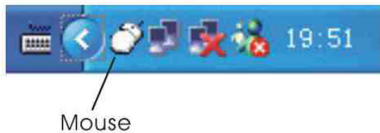
Desktop PC installation

Connect the USB plug to USB port on your computer.

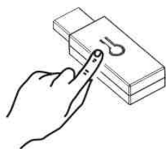
Step 3. Driver Installation

Insert the software into the CD-Rom drive.

The mouse icon will appear on Windows Taskbar (bottom right corner of the screen) after you've successfully completed installing driver.



Step 4. To Connect the mouse and receiver, follow step A and B



A. press down



B. Then press here

Once the LED on the receiver flashes quickly, that means you have successfully connected the wireless mouse.

NOTE:

1. You need to do above steps to re-connect the mouse each time you replace battery.

Step 5. Getting the mouse ready for traveling.

A) Slide down the battery cover



A

B) Insert the USB receiver as shown



B

C) Place the battery cover back on.

*** ON/OFF** The device may be turned off when not in use to save batteries' usage

A) To turn off device, press and hold down the "connect" button for 3 seconds until the sensor LED flashes. (image of the mouse back)

B) To turn on device, repeat step 4

***Sleep Mode** The device comes with the sleep mode which saves battery life.

The mouse automatically goes into sleep mode if there isn't any motion. To wake up the mouse, simply click on any mouse buttons.

Free Manuals Download Website

<http://myh66.com>

<http://usermanuals.us>

<http://www.somanuals.com>

<http://www.4manuals.cc>

<http://www.manual-lib.com>

<http://www.404manual.com>

<http://www.luxmanual.com>

<http://aubethermostatmanual.com>

Golf course search by state

<http://golfingnear.com>

Email search by domain

<http://emailbydomain.com>

Auto manuals search

<http://auto.somanuals.com>

TV manuals search

<http://tv.somanuals.com>