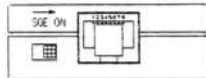


## RJ-45 Pin Out Assignment

1 TX+  
2 TX-  
3 RX+  
6 RX-



## Limited Warranty

UNICOM warranty this product, if properly handle under normal use and only for the purpose they are designed for, to be free of defects in workmanship material for one year from the date of purpose from UNICOM or a UNICOM dealer.

## Related Products Ordering Information

Trans-One Transceiver	ETP-20028T-2
Trans-One Transceiver with long thumb screw	ETP-20028T-3
12-Port 10 Base-T Hub	ETP-20012T
4-pair RJ-45 Patch Cable	EDD-C807-GY-S
Transceiver Drop Cable, 1 ft.	ETD-01-MD-1

## Specifications

- \* Conforms to IEEE 802.3 10Base-T Standard
- \* Meets FCC part 15 subject, J, class A requirements
- \* Connectors supports:  
One 15- pin D-type AUI connector for connection to Host and one RJ-45 modular Jack for connection to Hub
- \* Cable length between Transceiver and Hub: 100 meters maximum
- \* Cable length between Transceiver and Host: 50 meters maximum
- \* Transmission technique: baseband
- \* Topology: star
- \* Access method: CSMA/CD
- \* Transmission rate: 10 Mega bits per second
- \* Operating temperature: 0-55°C
- \* Humidity: 10-90% (non-condensing)

A Network Systems Solution

**UNICOM**

908 Canada Court  
City of Industry, CA 91748 U.S.A.  
e-mail: [info@unicomlink.com](mailto:info@unicomlink.com)  
<http://www.unicomlink.com>  
Technical Support: 1-800-346-6668

# Mini UTP Transceiver ETP-20028T Installation Guide

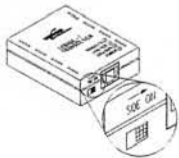
This booklet is designed as a guide for installing and using the UNICOM ETP-20028T Mini UTP Transceiver on 10Base-T Ethernet applications.

The ETP-20028T provides both an AUI connector and RJ-45 modular jack to facilitate direct connect from the Thick Ethernet Host to 10Base-T Ethernet network. The Host can be a Thick Ethernet card or a 10Base-5 repeater.



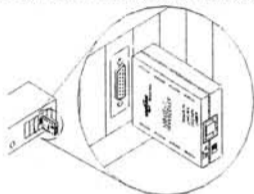
#### Set SQE Switch

SQE is the Signal Quality Error function that provides "Heart Beat" self-test signal. This signal verifies that the collision detect circuit in the transceiver is operational. If the Host to which the transceiver is connected is a computer, set the SQE switch to ON. If the Host is a repeater (coaxial cable use), set the SQE switch to OFF.



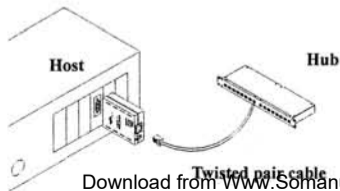
#### Connect Host to Transceiver

Use AUI port of Mini UTP transceiver to connect directly or through an AUI cable (Transceiver drop cable) to Host.



#### Connect Transceiver to Network

Use a twisted-pair cable for 10Base-T Ethernet to connect the Mini UTP Transceiver to Hub.



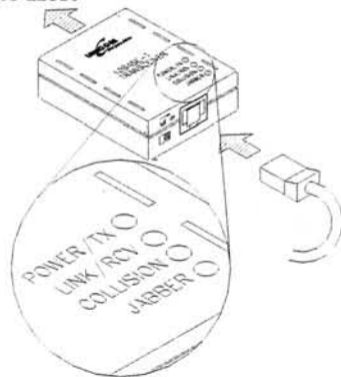
#### LED Indicators

The LED indicators on the transceiver show the following:

- POWER/TX:** The indicator should be continuously ON, once the transceiver is connected to the Host and the Hub. When this indicator blinks, Transmission is occurring.
- LINK/RCV:** WHEN this indicator is continuously ON, data link is OK and the transceiver is ready to receiver data. When this indicator blinks, data transmission is occurring.
- Collision:** This indicator should be OFF most of the time. When it is ON, data collision is occurring. Data collision is not an abnormal situation. It may sometimes happen when the Host to which the transceiver is connected attempts to transmit data on the network while another Host is also attempting to do the same. When this happens, a data collision on the network bus line takes place. Both Hosts will then back off and attempt to transmit data at random intervals. This process is retried until no data collision occurs.

**Jabber:** This indicator should be OFF most of the time. When it is ON, the data transmission function is being interrupted due to an abnormally long output data stream. The function is interrupted to prevent the corrupted data from being sent over the network.

to Host



## Free Manuals Download Website

<http://myh66.com>

<http://usermanuals.us>

<http://www.somanuals.com>

<http://www.4manuals.cc>

<http://www.manual-lib.com>

<http://www.404manual.com>

<http://www.luxmanual.com>

<http://aubethermostatmanual.com>

Golf course search by state

<http://golfingnear.com>

Email search by domain

<http://emailbydomain.com>

Auto manuals search

<http://auto.somanuals.com>

TV manuals search

<http://tv.somanuals.com>