



MUSIC
IS NOT AN INDULGENCE...

TRIPLE.FI 10 Pro USER GUIDE

Download from [Www.Somanuals.com](http://www.Somanuals.com). All Manuals Search And Download.



...IT'S A
NECESSITY.

JUST TRY LIVING WITHOUT IT.

Dear Ultimate Ears Customer,

Thank you for selecting Ultimate Ears (UE) Triple.fi earphones for your discriminating listening pleasure. UE has been providing custom designed ear monitors to many of your favorite recording artists for more than a decade. Now we have applied our years of expertise to develop revolutionary new technologies which allow you to hear music the way it was meant to be heard.


We have taken all that we have learned about professional ear monitors and applied it to what we believe are the best consumer earphone products available on the market today: our Triple.fi 10 Pro.

We hope that you will enjoy your Ultimate Ear monitors and the professional sounding audio experience. In our industry, where listening is key, we are committed to providing the ultimate listening experience. We welcome your feedback and invite you to contact us with your thoughts and suggestions.

Thank you.



Mindy Harvey, Co-Founder
UE President



Jerry Harvey, Co-Founder
UE Chief Technology Officer

We recommend that you visit our website at www.ultimateears.com and complete the on-line registration. In addition to establishing your warranty, we will also keep you informed of any new products and of developments in the sound industry.

TABLE OF CONTENTS

	Page
⚠ Warnings	5-6
Safe Listening & Proper Use	7
Earphone Description	7
Product Specifications	7
Special Features	8
Included With Your Purchase	9
Earphone Components & Accessories	9-10
Fitting the Ear Tips	11
Attaching the Ear Tips	12
Care and Cleaning of Flanged Silicone Ear Tips	12
Care of Foam Ear Tips	12
Connecting to a Listening Device	12
Earphone Insertion "Rock n' Roll"	13-14
Proper Earphone Removal	14
Earphone Care & Maintenance	15
Using the Cleaning Tool	15
Sound Level Attenuator	16
Extension Cable	16
Suggestions for Using Ear Tips	17
Troubleshooting	18
Optional Accessories	19
Professional Custom Ear Monitors	20
Certification for the European Union	20
Limited Product Warranty	21
What Is Covered by This Limited Warranty	21
What Is Not Covered by This Limited Warranty	21-22
Making a Warranty Claim and Returning a Product	22-23
Limitations of Liability	23
Register Your Product	24

WARNINGS

Be sure to read all warnings and instructions before using your Triple.fi earphones.

⚠ To avoid damage to your hearing, we recommend that you do not exceed 50% of the maximum volume on your audio playing device and that you limit your use to one hour per day.

⚠ Always turn music volume down on your listening device before inserting Triple.fi earphones into your ears. Once earphones are inserted, gradually increase the volume to a moderate listening level.

⚠ Using earphones at high volumes (greater than 85 dB(A)) or for extended periods of time (more than a one hour period per day) can permanently damage your ears. Ringing in your ears or other discomfort can indicate that the music volume is too high.

⚠ Hearing damage can be gradual and cumulative. There are sometimes no obvious warning signs. A hearing test and medical examination are the only way to accurately diagnose hearing damage. However, the following symptoms are serious enough to warrant an appointment with the ear doctor.

- Ringing or buzzing in the ears
- Difficulty in understanding speech.
- Muffling of sounds

LISTEN RESPONSIBLY!

Hearing health is critical to the enjoyment and to the quality of life. Protect your hearing by listening to your music in a responsible manner that protects your long term hearing health.

Please review and consider the following Occupational Safety Health Administration (“OSHA”) guidelines regarding the maximum time exposure to sound pressure levels before hearing damage may occur.

OSHA has established the following noise exposure limits:

<u>Sound Pressure Level dB(A)</u>	<u>Permissible Noise Exposure Duration(Per Day)</u>
90	8 Hours
95	4 Hours
100	2 Hours
105	1 Hour
110	30 Minutes

YOU SHOULD NEVER BE EXPOSED TO SOUND PRESSURE LEVELS ABOVE 115 dB(A).

For more information visit the OSHA website at www.osha.gov.

The foregoing OSHA exposure levels should be considered maximum limits. Compliance with the OSHA limits will not provide you with protection from potential hearing loss. Accordingly, we recommend never exceeding 50% of the permitted volume on your audio playing device and limiting your use of headphones to durations of one hour or less per day. Decibel levels of 85 dB(A) are dangerous to your hearing and may cause hearing loss.

△ Do not use these earphones in any environment where a failure to hear surrounding sounds could be dangerous. In no way should these earphones be used while driving a car, biking, walking or operating machinery.

△ Do not submerge or expose the earphones to water (*see page 15 for Earphone Care and Maintenance*).

△ When using your earphones with an unfamiliar or unstable sound system (airplane, public access ports, etc...) make sure volume is low and is kept at a moderate level to prevent "break-in" bursts of loud sounds. For these environments, we recommend use of the sound level attenuator to aid in buffering unusually high sound output (*see page 16 for Sound Level Attenuator*).

△ Keep the Triple.fi earphones away from young children. This product includes small parts and cables that may create a choking hazard.

SAFE LISTENING AND PROPER USE

△ Remove earphones if they cause any ear discomfort or you have difficulty inserting the ear tips (*see page 11 for Fitting Ear Tips or page 17 for Suggestions for Using Ear Tips*). Remember, ears are sensitive and you should never force anything into the ear canal.

△ Consult regularly with a physician or audiologist if you have problems hearing, excessive wax build-up, or any discomfort after use.

△ These Triple.fi earphones are intended for your personal use. If you are sharing your earphones, remove your ear tips, and clean your earphones with antiseptic wipes before and after sharing.

EARPHONE DESCRIPTION

Triple.fi earphones block external sound to offer you the best listening experience possible.

Triple.fi 10 Pro Earphones

Triple.fi 10 Pro earphones offer the most detailed and sonically rich experience available when listening to any style of music. The Triple.fi 10 Pro is Ultimate Ears latest technological breakthrough making this our only 3 individual speaker universal earphone product.

PRODUCT SPECIFICATIONS

Specification	Triple.fi 10 Pro
Earphone Type	In-Ear
Speaker Type	Three individually balanced armature speakers
Input Sensitivity	117dB/mW
Impedance	32ohms nominal (@1kHz)
Cable length	46 inches
Complete Assembly Weight	with Cable Assembly: 0.6 oz.
Input Connector	1/8" (3.5mm) Gold plated
Noise Isolation	26 dB



SPECIAL FEATURES OF THE TRIPLE.FI PRODUCTS

Feature	Benefit
Professional Construction	Small form factor, lightweight durable design made for active lifestyles.
Fashion Conscious Styling	Fashion conscious styling intuitive, stylish designs with mixed mediums.
Noise Isolating Design	In-ear fit and customizable ear tips maximize noise isolation from the environment for the ultimate listening experience.
Technology	Three individually balanced armature speakers.
Flexible Ear Loops with Low Friction Cables	Flexible ear loops secure earphones in place and route cables behind ears offering maximum comfort and eliminates tangled cables.
Ear Tips	6 single flange silicone tips (2 small, 2 medium, 2 large) 2 dual-flange silicone tips, 2 disposable foam tips.
Hard Metallic Storage Case	Crush-proof metal storage case protects earphones.
Warranty	2 year limited warranty from purchase date.
Extension Cable	Adds an additional 24 inches to cable length.

INCLUDED WITH YOUR PURCHASE

- Earphone User Guide
- Earphones (*46 inch cord, cable adjuster and gold plated 1/8 inch input plug*)
- Ear Tip Kit: 6 single flange silicone ear tips (*2 small, 2 medium, 2 large*), 2 dual flange silicone ear tips, and 2 disposable foam ear tips
- 1/4 Inch Gold Plated Adapter Jack
- Sound Level Attenuator
- Cleaning Tool
- Metallic Storage Case
- Extension Cable
- Warranty

EARPHONE COMPONENTS

1. Earphones
2. Ear Tips
3. Ear Conductor (*visible only when ear tip removed*)
4. Ear Loops
5. 1/4 Inch Gold Plated Adapter Jack
6. Sound Level Attenuator
7. Cleaning Tool
8. 1/8 Inch Input Plug (*not shown*)
9. Cable Adjuster – Y-Junction (*see page 14*)
10. Extension Cable

TRIPLE.FI 10 PRO



Accessories




FITTING THE EAR TIPS

Triple.fi has included a variety of ear tips for you to choose from to ensure a good earphone seal for your ears. All ears are unique and you will need to determine which tips are most comfortable for you.

Most users find that the single flange silicone ear tips provide a good fit for their ears and are the easiest to use. However those customers who prefer the “ultimate fit” often select the foam tips for the best seal and more secure fit (*see page 17 for Suggestions for Using Ear Tips*).

Your Triple.fi earphones come with medium single flange silicone ear tips already attached. Included with your earphones are the following additional ear tips:

1. Single Flange Silicone Ear Tips – 2 small, 2 medium and 2 large
2. Dual Flange Silicone Ear Tips
3. Disposable Foam Ear Tips



ATTACHING THE EAR TIPS

The ear tips can be attached or removed by using a gentle grasping and twisting motion. The ear tip should fit securely over the ear conductor and once the ear tip is in place, the ear conductor should not be exposed.

CARE AND CLEANING OF FLANGED SILICONE EAR TIPS

The silicone ear flanges are reusable and need to be cleaned with an antiseptic wipe after each use. They should also be removed and cleaned regularly with mild soap and water. The ear tip should be completely dry before placing on the ear conductor.

CARE OF FOAM EAR TIPS

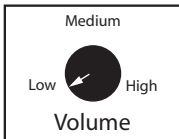
The foam ear tips are designed to be used only a few times then should be disposed of when they appear discolored.

CONNECTING TO A LISTENING DEVICE

Triple.fi earphones come with a 1/8 inch input plug that is compatible with most personal listening devices. In addition, a 1/4 inch adapter has been included which allows you to connect to a variety of other consumer electronic equipment.

EARPHONE INSERTION - "ROCK N' ROLL"

It is important to get a good ear fit when inserting these earphones to maximize comfort and optimize the listening experience. A correct seal will help eliminate background noise and offer the best frequency response when listening to music.



⚠ Be sure that the volume is turned down to a minimum on the device that you will be using. Next, plug your earphones into the output. (Note: if you are using an unstable sound device please see page 16 for Using the Sound Level Attenuator).



STEP 1

Identify the left earphone (marked with an "L") and the right earphone (marked with an "R"). Holding each earphone with the cord pointing straight up and against your head, gently glide the ear tip into the ear canal.



STEP 2

Keeping your earphones in the same position, rock your hands slightly forward to slide the ear tip comfortably into the ear canal.



STEP 3

Now, gently roll your earphones back to create the seal desired. (Note: if you are having difficulty please see page 17 for Suggestions for Using Ear Tips).

STEP 4

Wrap the ear loops around the top of the ear to secure the earphones. The cables will hang behind the ears and either down your back, or in front of your chest. Use the adjustment slider located near the Y-junction to change the length of the cables.



Now you are ready to gradually increase the volume on your listening device and to begin your Ultimate Ears experience.

PROPER EARPHONE REMOVAL - REVERSE "ROCK N' ROLL"

To remove, grasp the earphone and gradually rock forward to break the seal. Once the seal is broken gently slide the earphones out of the canal, clean them for your next use and store them in their storage case.

Remember: never pull on the cables to remove the earphones.

EARPHONE CARE AND MAINTENANCE

- Keep earphones clean by using a moistened antiseptic wipe after each use.
- Avoid exposing your earphones to water, extreme temperatures, high humidity or prolonged exposure to ultraviolet light.
- Use the cleaning tool regularly to keep the ear conductor clear and unobstructed.
- Clean and change the ear tips regularly.
- Avoid physical abuse of earphones. Dropping or striking the earphones may damage components or compromise sound.
- Do not pull on the cables to remove earphones from your ear.
- Do not pull the cables to remove the input plug from a listening device.
- Store your earphones in your protective case for safe storage.

USING THE CLEANING TOOL

1. Remove ear tip and wipe the exterior of the ear conductor with an antiseptic wipe.
2. Using the cleaning tool, angle into the ear conductor and use a gentle upward and outward sweeping motion to remove any build-up.
3. Clean the ear conductor again with an antiseptic wipe and attach a new and clean ear tip.

SOUND LEVEL ATTENUATOR

When using your earphones with an unfamiliar or unstable sound system (airplane, public access ports, etc...) make sure volume is low and is kept at a moderate level to prevent "break-in" bursts of loud sounds. For these environments, we recommend use of the sound level attenuator to aid in buffering unusually high sound output.

To use the sound level attenuator, insert the 1/8 inch input plug at the end of your earphone cable into the sound level attenuator and then plug the attenuator into the listening device.



Sound Level Attenuator

EXTENSION CABLE

The extension cable allows you to increase the distance between you and your sound source by an additional 24 inches. To use the extension cable, insert the 1/8 inch input plug at the end of your earphone cable into the extension cable and then plug the extension cable into the listening device.



Extension Cable

SUGGESTIONS FOR USING EAR TIPS

If the ear tips on the earphones don't seal well or are uncomfortable, try some alternate ear tips until the best fit for your ear is achieved.

If you are using a flanged silicone ear tip then try using a disposable foam tip for the "ultimate fit".

FLANGED SILICONE EAR TIP NOT SEALING WELL

For best results, moisten the external surface of the flanged silicone ear tip before insertion into ear canal. This will allow the ear tip to slide more easily into place and create a good seal.

DIFFICULTY INSERTING INTO THE EAR CANAL

Identify the left earphone (marked with an "L") and the right earphone (marked with an "R"). Inserting one earphone at a time, gently grasp the top ridge of your ear and extend the ear upward and outward to open up the ear canal while you rock the earphone forward and then roll it back into your ear canal.

DISPOSABLE FOAM EAR TIPS

Compress the foam at the end of the earphone by pressing it between your thumb and forefinger before inserting it into the ear canal. Hold the earphone in place for five seconds while the foam expands to create a tight seal in the ear canal.

TROUBLESHOOTING

DIMINISHED SOUND OVER TIME

If you experience lower performance over time, use the cleaning tool to make certain that the ear conductor is unobstructed.

NO SOUND

If you are not receiving any sound, make certain that the jack is properly attached to your listening device and that the volume has been gradually increased. If you are still not receiving sound, confirm that the connections between the cable and your earphones are secure.

If the suggestions listed above do not solve your problem, please contact one of our customer service representatives.

CUSTOMER SERVICE HELP LINE
(866) 837-7734

www.ultimateears.com

OPTIONAL ACCESSORIES

Description	Part Number	Unit Price
Bag of Disposable Foam Ear Tips (20 Count)	AA-E07-02	\$20.00
Bag of Flange Silicone Ear Tips (10 Count), Black or Gray	AA-E08-02 (small) AA-E09-02 (medium) AA-E10-02 (large)	\$10.00 per size
Replacement Cables 46"	See www.ultimateears.com for color selections and optional lengths.	\$20.00
Tool Kit: Sound Level Attenuator 1/4" Adapter Cleaning Tool	AA-M16-02	\$20.00
Dual Plug Adapter	AA-D17-02	\$10.00
Metallic Storage Case	AA-H01-02	\$15.00
Leather Travel Case	AA-S02-02	\$10.00
Ear Tip Kit: 6 Single Flange Silicone Ear Tips (2 small, 2 medium, 2 large) 2 Dual Flange Tips, 2 Disposable Foam Tips	AA-E03-02	\$10.00

See www.ultimateears.com
for the most current list of accessories.

PROFESSIONAL CUSTOM EAR MONITORS

UE provides many of your favorite professional musicians with custom molded professional ear monitors used on stages around the world. For over 10 years, UE has been an industry leader in providing ear monitors to professional musicians and currently maintains over 80% market share of the professional ear monitor market.

If music is important to you and only the best custom ear monitors will do, please visit **www.ultimateears.com** to preview our professional product portfolio. You choose the professional product that fits your music genre and stylize the product with your favorite color scheme. Then visit an audiologist to take impressions of your inner ear. In less than two weeks, you will receive a set of professional ear monitors made for your ears only.

Ultimate Ears, LLC.

5 Jenner Street • Suite 100 • Irvine, CA 92618

www.ultimateears.com

CERTIFICATION FOR THE EUROPEAN UNION

This product conforms to European EMC Directive 89/336/EEC. Meets applicable tests and performance criteria in European Standard EN 55103 (1996) Parts 1 and 2, for residential (E1) and light industrial (E2) environments.

CE ⚠ The exclamation mark symbol shown on the left is designed to draw the attention of the reader to the need to consult this Instruction Manual.

UE TRIPLE.FI 10 PRO
LIMITED PRODUCT WARRANTY

WHAT IS COVERED BY THIS LIMITED WARRANTY

UE Consumer, LLC (the "Company") warrants this Triple.fi™, Super.fi™ or Metro.fi™ product (the "Product") against defects in material or workmanship in the Product's earphone for a period of two (2) years from the date of original retail purchase. If this Product is determined to be defective during the warranty period, the Company will, at its sole option, (1) exchange the defective Product with a Company product that is new or that has been manufactured from new or serviceable used parts and that is at least functionally equivalent to the original Product, or (2) if the product was purchased directly from the Company, refund the original purchase price paid by you for the Product. When a Product or part thereof is exchanged, any replacement item becomes your property and the replaced item becomes the Company's property. When a refund is given, your Product becomes the Company's property. THIS PARAGRAPH SETS FORTH THE SOLE AND EXCLUSIVE REMEDY FOR BREACH OF WARRANTY WITH RESPECT TO THE PRODUCT.

WHAT IS NOT COVERED BY THIS LIMITED WARRANTY

As indicated above, only the Product's earphone external shell and earphone internal components are covered by this limited warranty. The Product's other components or accessories may include, among other things, an adapter jack, an attenuator, additional ear tips, a cleaning tool, a carrying case, and an input plug. No such other components of or accessories to the Product are covered by this limited warranty. In addition, this limited warranty does not apply to any non-Company hardware product or any software, even if packaged or sold with the Product.

This limited warranty does not apply: (1) to damage caused by accident, abuse, misuse, negligence, acts of God, misapplication, or any non-Company product; (2) to damage caused by service performed by anyone other than the Company; (3) to a product or a part that has been modified or altered without the written permission of the Company; or (4) with respect to any defect which is attributable to any failure or damage which is beyond the reasonable control of the Company.

This limited warranty applies only to new Products purchased from Ultimate Ears or through authorized retail sellers. Warranty coverage will be provided only to the original retail purchaser. Transfer of any Product through any unauthorized distributor or retail seller renders this limited warranty null and void. Any Product sold by a private party or unauthorized distributor or retail seller is sold on an “as is” and “with all faults” basis, and as such the entire risk as to the quality and performance of such Product will be with the buyer.

MAKING A WARRANTY CLAIM AND RETURNING A PRODUCT

If you desire to make a warranty claim, you must first obtain an RMA (a return merchandise authorization number) from the Company. You must obtain an RMA before the two (2) year warranty period expires. To obtain an RMA, you should use the online customer support tab on the Company’s website. This process is fully automated and will give you an RMA number after you complete the necessary information fields accurately and the Company determines the defect falls within this limited warranty.

Once you have obtained an RMA, you should return to the Company the Product for which you are seeking warranty coverage within fifteen (15) days after the date we issue or provide you with that RMA. Please return the Product in its original packaging (or affording an equal degree of protection) with the following: (1) RMA ship ticket (2) a receipt or bill of sale showing proof of purchase from an authorized retail seller. The product should be returned to the following address:

UE Consumer, LLC.
Attention: Customer Service
5 Jenner Street, Suite 100
Irvine, CA 92618

You are solely responsible for all shipping and insurance costs of returning the Product to the Company, and the Company will not reimburse you or compensate you for any such costs however, the Company will ship the replacement product without additional charges.

After you have received an RMA from the Company and you have returned the Product to the Company for warranty service, the Company will determine if the Product is defective and whether it meets the warranty requirements of this limited warranty. If the Product does not meet such requirements, then warranty service will not be provided and the Company will return such Product to you at your cost.

LIMITATIONS OF LIABILITY

TO THE MAXIMUM EXTENT PERMITTED BY LAW, THIS LIMITED WARRANTY AND THE REMEDIES SET FORTH ABOVE ARE EXCLUSIVE AND IN LIEU OF ALL OTHER WARRANTIES, REMEDIES AND CONDITIONS, WHETHER ORAL OR WRITTEN, EXPRESS OR IMPLIED. THE COMPANY AND ITS AFFILIATES, PARENTS, SUBSIDIARIES AND SUPPLIERS SPECIFICALLY DISCLAIM ANY AND ALL IMPLIED WARRANTIES, INCLUDING, WITHOUT LIMITATION, WARRANTIES OF MERCHANTABILITY AND FITNESS FOR A PARTICULAR PURPOSE. IF SUCH IMPLIED WARRANTIES CANNOT LAWFULLY BE DISCLAIMED OR EXCLUDED UNDER APPLICABLE LAW, THEN TO THE EXTENT POSSIBLE ANY CLAIMS UNDER SUCH IMPLIED WARRANTIES SHALL EXPIRE ON EXPIRATION OF THE WARRANTY PERIOD.

NEITHER THE COMPANY NOR ANY OF ITS AFFILIATES, PARENTS, SUBSIDIARIES OR SUPPLIERS SHALL BE LIABLE FOR ANY SPECIAL, INCIDENTAL OR CONSEQUENTIAL DAMAGES CAUSED BY THE USE OR MISUSE OF, OR INABILITY TO USE, THE PRODUCT, OR ARISING FROM ANY BREACH OF ANY EXPRESS OR IMPLIED WARRANTY, REGARDLESS OF THE LEGAL THEORY ON WHICH THE CLAIM IS BASED, AND EVEN IF THE COMPANY OR ANY OF ITS AFFILIATES, PARENTS, SUBSIDIARIES OR SUPPLIERS HAS BEEN ADVISED OF THE POSSIBILITY OF SUCH DAMAGES.

Some states do not allow the exclusion or limitation of incidental or consequential damages, or allow limitations on how long an implied warranty lasts, so the above limitations may not apply to you. This warranty gives you specific legal rights, and you may have other rights which vary from state to state.

No person or entity, other than the Company through its authorized officers, is authorized to make any modification, extension, or addition to this warranty.

Please take a moment to provide feedback and register your product at

www.UltimateEars.com/Register

Thank you for aiding us in the continual development of quality products.

If you are unable to register, please submit your name, address, email address, the product model number and the date you purchased the product by mail to:

Ultimate Ears, LLC.
Attn: Product Registration Dept.
5 Jenner Street, Suite 100
Irvine, CA 92618

UE®, Ultimate Ears®, METRO.FI®, TRIPLE.FI® and SUPER.FI®
are trademarks of Ultimate Ears, LLC.,
an affiliate of UE Consumer, LLC.
Used by permission.
All Rights Reserved.

LISTEN TO YOUR MUSIC

**FOR THE
FIRST
TIME**





Free Manuals Download Website

<http://myh66.com>

<http://usermanuals.us>

<http://www.somanuals.com>

<http://www.4manuals.cc>

<http://www.manual-lib.com>

<http://www.404manual.com>

<http://www.luxmanual.com>

<http://aubethermostatmanual.com>

Golf course search by state

<http://golfingnear.com>

Email search by domain

<http://emailbydomain.com>

Auto manuals search

<http://auto.somanuals.com>

TV manuals search

<http://tv.somanuals.com>