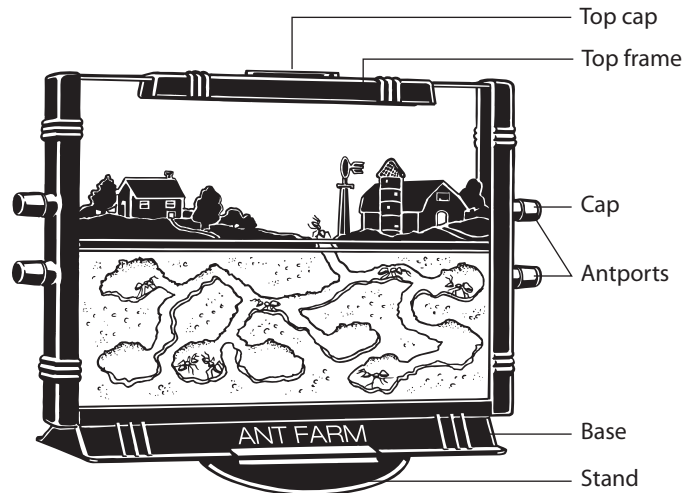




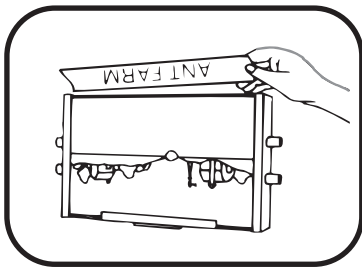
# Ant Farm<sup>®</sup>

LIVE ANT HABITAT


BRAND



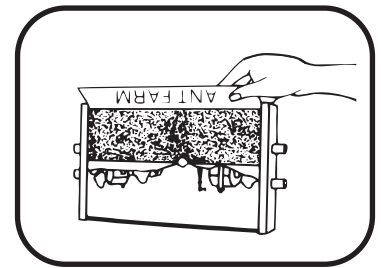
## To Start Your Ant Farm<sup>®</sup> Habitat




**1** Turn upside-down and remove base. Attach base to the opposite end to help keep the habitat upright.




**2** Cut a small corner off of bag of sand with scissors. Carefully pour sand into the habitat until lower half is filled.




**3** Replace the base. Make sure it snaps firmly in place.



**4** Turn habitat right-side-up. Slowly pour in about 2 oz. (1/4 cup or 6cl) clear drinking water. Sand should be evenly damp but not soggy.



**5** Using supplied stick or a piece of wire, push the cotton stopper halfway into sand. This will start a tunnel.



**6** Replace top frame securely. You can use the supplied Antway tube to connect two or more Ant Farm<sup>®</sup> brand habitats.

## To Populate Your Ant Farm<sup>®</sup> Habitat

Your Ant Farm<sup>®</sup> brand habitat includes an ant coupon. Just fill it out and send it to us along with postage and handling. We will send you an ample supply of harvester ants (scientific name is *Pogonomyrmex*).

Normally you can expect to receive your ants within three to six weeks. But sometimes we must delay sending them because it is too hot or too cold for them to survive in the mail. It is best for you to send for ants when the temperature in your area is consistently within a range of 32° to 85°F (0° to 29°C). If you have an outdoor mailbox, watch for the mail and do not let the ants stay in there. It may be too hot or too cold for them in there! Tell your mail carrier to watch for it and bring it to your front door if possible.

All the ants we send you are nonbreeding worker ants. (The government says we are not allowed to send a queen.) If you want to, you can stock your habitat with ants right out of your own neighborhood. Look for large ants that cannot go through the air holes. Let the ants crawl up onto a stick without touching them. Remove the top frame and carefully shake the ants in.

If you get your ants in the mail, remember that they have been in their mailing tube for quite a while, and are probably very thirsty. So it is a good idea to drop a little water into the habitat before you populate it.

When your ants arrive, be sure to read the directions that come with them. Before you open the tube of ants, put it in the refrigerator (not the freezer) for about 15 minutes. This makes them less active and much safer to put into the habitat. They will soon “wake up” to start working.

**Caution: Never handle or touch ants directly. They can bite or sting to defend themselves.**

Remove the top frame, carefully open the plastic tube of ants and shake or tap the tube to make the ants fall in. Then replace the top frame.

If the ants seem lazy the first few hours, don't worry. Put the habitat in a dark place overnight. They will soon become accustomed to their new home.

**Note:** If connecting two or more habitats, all order forms must be sent at the same time so that the ants will all be from the same colony.

## FAQs About Ants

### Q: What do ants eat and drink?

**A:** Ants eat almost anything. They like unsalted crackers, cake, bread, fruit, meat, and leaves, just to name a few. Once a week, remove the top cap and drop in two or three pinhead size pieces of food. You will also need to give the ants a few drops of water every 2 days. Just open the top cap and drop the water in. A small eyedropper will help. **Please do not overfeed or overwater your ants!**

### Q: Do the ants get enough air?

**A:** Yes, ants do not need a lot. Your Ant Farm® habitat provides sufficient air through the air holes.

### Q: Q: Is my Ant Farm® brand habitat escape-proof?

**A:** Yes. The habitat is designed with a self-locking device that makes it escape-proof.

### Q: Are there both male and female worker ants in a colony?

**A:** No. All worker ants are females. The only male ants are the “princes.” They mate with the queens and die soon after mating.

### Q: Can I use my own ants?

**A:** Yes, you can. In fact, ants from your own neighborhood may thrive even better since they are already adjusted to your climate. Just be sure to find large ants that cannot go through the air holes.

### Q: How long do ants live?

**A:** A worker ant lives about six months to a year. The ants we send are adult workers, so under proper care and conditions, they should live one to three months on average. However, fumes, heat or improper care can shorten their lives. The biggest causes of shortened lifespan are overfeeding, over-watering and under-watering.

### Q: Can ants “talk”?

**A:** Yes. They often hold meetings. When an ant wants to attract the attention of another ant, it taps that ant on the head with its antenna. Ants communicate by smell, by touch, by sound and by sight.

### Q: Do ants work all the time?

**A:** No. They work very hard, but they like to play too, and they also rest. When they play, they bump and wrestle with each other. Sometimes two or three of them will roll a bit of grain or sand around like a ball.

### Q: Do ants take baths?

**A:** Yes. They are very clean. Watch them closely and you will see the ants rubbing their faces with their legs. They are cleaning themselves when they do that.

### Q: Will the ants build hills over the farm scene?

**A:** Yes. If they had a plain space, they would simply build plain hills. The farm scene gives them a more interesting place to work, and it is fun to watch them go in and out of the little buildings.

## To Repopulate Your Ant Farm® Habitat

Welcome your new ants to a clean home. Take your live ant habitat apart and sift the sand for dead ants, leftover food bits, or use new sand. Rinse the plastic parts under water and blot dry (don't wipe — the clear parts can scratch). Replace the clean dry sand into the reassembled units and moisten as directed.

To repopulate your live ant habitat, we offer our **Ant Farm® Repopulation Kit** at a reduced price:

- Supply of ants
- Sand refill
- Ant Farm® Fun Book (games & activities)
- 3-lens magnifying glass
- Ant food
- Water feeder (dropper)
- Feeding & care schedule

**Ant Farm® Repopulation Kit: \$14.95 (includes 1st class postage and handling)**

Please include your name and address along with a check or money order payable to UMI, Inc. Sorry, no CODs. California residents please add \$1.00 sales tax.

Send order to:

**Uncle Milton**

**Dept. RP**

**PO Box 4311**

**Thousand Oaks, CA 91359-1311**

or order online at [www.unclemilton.com](http://www.unclemilton.com)

**KEEP THESE INSTRUCTIONS FOR FUTURE REFERENCE – DO NOT DISCARD**

Problems? Before taking this product back to the store, please contact us. We can help! Visit [www.unclemilton.com](http://www.unclemilton.com)



Uncle Milton Industries Westlake Village, CA 91362

©UMI. All Rights Reserved. “Ant Farm” and frame and farm designs are registered trademarks of UMI.

Download from [www.Somanuals.com](http://www.Somanuals.com). All Manuals Search And Download.

0152/0153-0407

## Free Manuals Download Website

<http://myh66.com>

<http://usermanuals.us>

<http://www.somanuals.com>

<http://www.4manuals.cc>

<http://www.manual-lib.com>

<http://www.404manual.com>

<http://www.luxmanual.com>

<http://aubethermostatmanual.com>

Golf course search by state

<http://golfingnear.com>

Email search by domain

<http://emailbydomain.com>

Auto manuals search

<http://auto.somanuals.com>

TV manuals search

<http://tv.somanuals.com>