

Thank you for purchasing our Super Q eLED Rechargeable Lithium Ion flashlight. It is a state-of-the-art replacement of the original Super Q-Lite which was the first rechargeable miniature dive light made over 30 years ago. The new Super Q is smaller, brighter and contains the latest LED, optical and Lithium Ion technology. In addition it incorporates UK's unique heat transfer design for increased brightness and cold weather performance. With minimal care your UK light will give you years of trouble-free service.

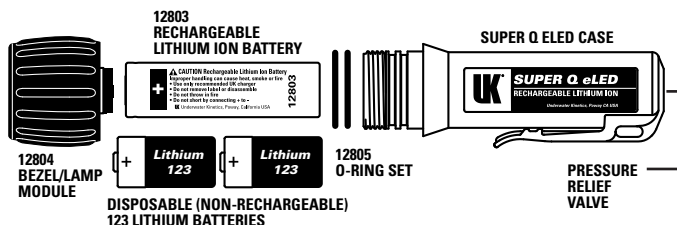
OPERATION

BATTERY INSERTION

Unscrew and remove the Bezel/Lamp Module. Insert the Rechargeable Lithium Ion Battery or two 123-size lithium cells into the Super Q eLED Case. Be sure that the positive + terminal touches the Bezel/lamp module after inserting the battery. Make sure the o-rings are clean and lubricated with silicone grease. Replace the Bezel/Lamp Module.

ON / OFF

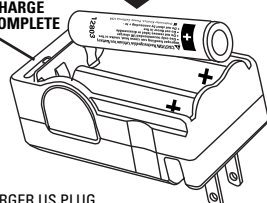
Screw the Bezel/Lamp Module onto the case until the light turns ON. Turn the Bezel in the opposite direction to turn the light OFF. Rotate the bezel at least one extra turn beyond OFF to make sure that the light does not turn ON accidentally.



BATTERY CHARGING

Insert the 12803 Lithium Ion Battery into the charger as shown. Make sure that the positive + end of the battery is inserted next to the positive + mark on the charger or the battery will not charge. Plug the charger into a 100-240 VAC, 50-60 HZ power outlet. Charge 4-5 hours for a complete charge. The indicator light on charger will change from red to green when charging is complete.

CHARGE INDICATOR
RED - CHARGING
GREEN - CHARGE COMPLETE



12806 CHARGER US PLUG
12807 CHARGER INTERNATIONAL PLUG


SPECIFICATIONS

POWER:	1.8 watt
LAMP:	High intensity LED
BRIGHTNESS:	100 lumen (Li-ion) 60 lumen (123-cell)
BATTERY:	2200 mA-Hr rechargeable Lithium Ion (optional) 123 Lithium (2x)
BURN TIME:	4-5 hr
CHARGE TIME:	4 hr
INPUT VOLTAGE:	100-240 VAC 50-60 Hz
SIZE:	1.4 x 4.6 inch
WEIGHT:	3.9 oz
TEST DEPTH:	500 ft

CAUTION

Do not attempt to charge disposable 123-size batteries.
• Fire and/or explosion may result.

BATTERY OPERATION TIME



CAUTION

Rechargeable Lithium Ion Battery
Improper handling can cause heat, smoke or fire.

- Use only recommended UK charger.
- Do not remove label or disassemble.
- Do not throw in fire.
- Do not short by connecting + to -.
- Charge only indoors. Do not charge when wet.

Care and Maintenance

- Keep the area around the O-ring seal and pressure relief valve clean and free from sand.
- If the light floods with water, empty the contents immediately, rinse with fresh water and dry completely before reassembly.
- Keep battery and charger dry.

Limited Lifetime Warranty

Underwater Kinetics products are engineered for maximum performance and durability. All products carry a Limited Lifetime Warranty to the original retail purchaser to be free from defective material and workmanship under normal and intended use. In addition, the Underwater Kinetics Limited Warranty covers materials used in its products to the original purchaser, from the date of purchase, as follows: plastics for 10 years; rubber for 3 years, LED and electronics for 1 year, lithium ion battery for 90 days.

In the event the original retail purchaser detects a defect in the material or workmanship, the product along with proof of purchase date should be returned to an authorized Underwater Kinetics dealer or directly to Underwater Kinetics with the postage prepaid. Underwater Kinetics agrees to repair or replace at Underwater Kinetics' sole discretion any product found to be defective in material or workmanship within the time period specified above. For the complete Limited Lifetime Warranty write to Underwater Kinetics or go to the web site www.underwaterkinetics.com.

Address all correspondence and returns to:
Underwater Kinetics
13400 Danielson Street
Poway, CA 92064

Free Manuals Download Website

<http://myh66.com>

<http://usermanuals.us>

<http://www.somanuals.com>

<http://www.4manuals.cc>

<http://www.manual-lib.com>

<http://www.404manual.com>

<http://www.luxmanual.com>

<http://aubethermostatmanual.com>

Golf course search by state

<http://golfingnear.com>

Email search by domain

<http://emailbydomain.com>

Auto manuals search

<http://auto.somanuals.com>

TV manuals search

<http://tv.somanuals.com>