

The 15966 is a 12 digit desktop calculator with a special Business feature that empowers you to figure out Cost, Sell & Gross Profit Margins quickly. It also calculates tax, tip, sur-charge added values of a fixed % with the TAX+ TAX- analysis.

### FEATURES

- Profit Analyzer.
- 12 Digit Adjustable Display
- Last Digit Correction
- Dual Power: Solar power with Battery Back Up

### TURNING CALCULATOR ON & OFF



Press ON/AC to turn on the calculator. The calculator turns off automatically after about 12 minutes if no keys are pressed. If the calculator is on, press ON/AC to reset the display to 0.

### OPERATING CALCULATOR

#### +/- KEY



Changes the displayed number from positive (+) to negative (-) or from negative (-) to positive (+). - appears when the displayed value is negative.

#### CE KEY



Press CE key to clear the last entering.

#### LAST DIGIT CORRECTION



Use backspace key to delete the error digit, one at a time, without having to replace the entire numbers.

#### MEMORY CALCULATION

- [M+]** Add the displayed number into Memory. M appears in the display.
- [M-]** Subtract the displayed number from Memory.
- [MRC]** Display the number stored in Memory. Press twice to clear Memory. M disappears from the display.

### PERFORMING CALCULATIONS

	Press	Displayed
<b>Addition (+)</b> Example: 6 + 7 = 13.	[6] [+] [7] [=]	13
<b>Subtraction (-)</b> Example: 10 - 4 = 6.	[1] [0] [-] [4] [=]	6
<b>Multiplication (x)</b> Example: 7 x 5 = 35.	[7] [x] [5] [=]	35
<b>Division (÷)</b> Example: 14 ÷ 7 = 2.	[1] [4] [÷] [7] [=]	2

### PERCENT CALCULATION

	Press	Displayed
<b>Percentages (%)</b> Example: Calculate 6% of 100.	[1] [0] [0] [x] [6] [%]	6
Example: Add 6% tax to \$20.	[2] [0] [+] [6] [%]	21.2
Example: Calculate a 20% discount from \$150.	[1] [5] [0] [-] [2] [0] [%]	120

### CONSTANT CALCULATIONS

Press = to repeat last function.  
Example: Calculate 5 x 5 x 5 x 5 + 2 + 2 = 629  
Press [5] [x] [=] [=] [=] [=] [+] [2] [=] [=] [=] 629

### SIMPLE EQUATIONS

	Press	Displayed
(12 x -5) ÷ 2 = -30	[1][2][x][5][+/-][÷][2] [=]	-MINUS 30
152 + 38 = 190	[1][5][2][+][3][8][=]	190
78 - 22 = 56	[7][8][-][2][2][=]	56
22 x 12 = 264	[2][2][x][1][2][=]	264
312 ÷ 6 = 52	[3][1][2][÷][6][=]	52

### GRAND TOTAL



Every time the = key is pressed, the number in the display is memorized and GRAND TOTAL appears in the display. Press GT to display the sum of all memorized numbers. Clear the grand total by pressing ON/AC.

	Press	Displayed
Example: Calculate A + B + C	[6] [x] [7] [=] [5] [+] [4] [=] [2] [2] [-] [5]	42 9 17
A = 6 x 7		
B = 5 + 4		
C = 22 - 5	[GT]	68

### Profit Analyzer Keys

MARGIN	SELL	COST
COST	COST	SELL
SELL	MARGIN	MARGIN

#### GROSS PROFIT % (MARGIN)

You bought an item for \$10.00.	10.00	MARGIN COST
You sold it for 15.00	15.00	SELL
What is the Gross Profit Margin ?		
You made 33.33 % profit.		

#### SELLING PRICE (SELL)

You bought an item at	12.00	SELL COST
You would like to make 20% profit	20	MARGIN
This item should be sold for \$ 15.00		

#### BUYING PRICE (COST)

The item is sold at	90.00	COST SELL
The seller made 25% profit	25	MARGIN
How much was the cost for this item?	\$67.50	

### DUAL POWER SYSTEM

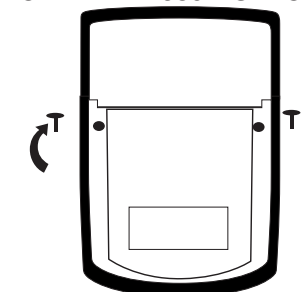
This unit is powered by solar cells under normal light condition.

The 389 cell is a back-up power source that will assist under poor lighting.

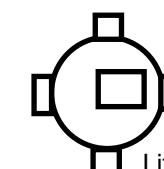
In the case you need to replace the battery, please follow the BATTERY REPLACEMENT steps in this manual.

### BATTERY REPLACEMENT

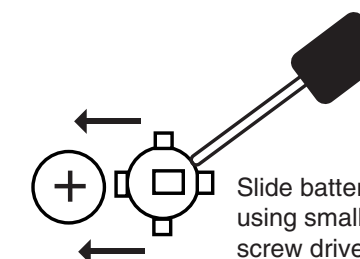
USE ONE TYPE 389 BUTTON CELL BATTERY



Remove Screws on back and lift cover off



Lift either side of battery holder



Slide battery to the side using small screw driver. Then replace 389 button cell.

### CARE AND MAINTENANCE

- Keep the calculator dry. If it gets wet, dry it before use.
- Store the calculator at moderate temperatures.
- Do not drop or strike the calculator.
- Clean the calculator case only with a soft damp cloth. Do not use harsh cleaning solvents to clean the unit.
- Keep the display and solar panel clean.

#### Limited Warranty/Garantia Limitada/garantie Limitee

- Warranty valid for 1 year from date of purchase.
- Return to place of purchase and product will be replaced or cost refunded.
- La garantía es válida por 1 año desde la fecha de compra. Regrese al lugar donde compró el producto y se lo cambiarán o se le devolverá su dinero.
- La garantie est en vigueur pour une période d'un à compter de la date d'achat. En cas de problème, rapporter le produit au vendeur pour obtenir un remplacement gratuit ou le remboursement du prix d'achat.

Manufactured for/Hecho para/ Fabriqué pour United Stationers Supply Co., Des plaines, IL 60016 USA. Made in/ Hecho en/Fabrigué en China

## Free Manuals Download Website

<http://myh66.com>

<http://usermanuals.us>

<http://www.somanuals.com>

<http://www.4manuals.cc>

<http://www.manual-lib.com>

<http://www.404manual.com>

<http://www.luxmanual.com>

<http://aubethermostatmanual.com>

Golf course search by state

<http://golfingnear.com>

Email search by domain

<http://emailbydomain.com>

Auto manuals search

<http://auto.somanuals.com>

TV manuals search

<http://tv.somanuals.com>