

VIZIO

3D BLU-RAY™ PLAYER WITH INTERNET APPS

VBR133 - QUICK START GUIDE



USER MANUAL AVAILABLE AT
WWW.VIZIO.COM/SUPPORT

Download from www.Somanuals.com. All Manuals Search And Download.

IMPORTANT SAFETY INFORMATION



You may experience discomfort while watching 3D content. You may feel symptoms of eye strain, vision fatigue, color or depth distortion, motion sickness, nausea, dizziness, disorientation, or other discomforts. If you experience any of these symptoms, stop watching and take a break for at least thirty minutes before resuming. If the symptoms are severe or continue even after you have stopped watching 3D content, consult a doctor.



Some viewers may be susceptible to epileptic seizures or strokes when viewing 3D images, even if those conditions have not been previously diagnosed. If you or anyone in your family has a history of seizures or strokes, or if you have any other reason to think you or someone under your supervision may be susceptible to epileptic seizures or strokes, consult a doctor before watching 3D content.




Take care to monitor children's watching of 3D content. Children (including teenagers) may be more at risk of experiencing discomfort while watching 3D content and less likely to report symptoms. Monitor children's 3D content viewing and watch for signs of discomfort.



Even if you do not experience any of the above symptoms, take regular breaks from watching 3D content.

BEFORE YOU BEGIN

This Blu-ray Player is designed to play high-definition audio and video using an HDMI cable. HDMI cables come in various lengths and are available for purchase from most retailers.



Before you set up your Blu-ray Player, make sure your TV has an available HDMI port. This port is usually found on the back or side of the TV.

PACKAGE CONTENTS



3D Blu-ray Player



Remote with Batteries



Quick Start Guide

HELP VIZIO REDUCE
PAPER WASTE.



USER MANUAL AVAILABLE AT
WWW.VIZIO.COM/SUPPORT

FIRST-TIME SETUP

1



Remove the battery cover from the remote.

Insert the batteries, matching the + and - symbols in the compartment with the + and - symbols on the batteries.

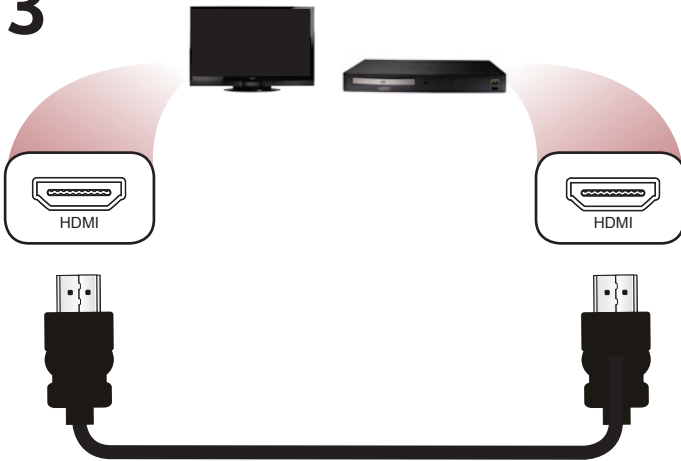
Replace the cover.

2



Connect the power cord from the back of the Blu-ray Player to an electrical outlet.

3



Connect an HDMI cable to the HDMI port on the back of the Blu-ray Player. Connect the other end of the HDMI cable to the HDMI port on your TV.

Your Blu-ray Player is ready to use.

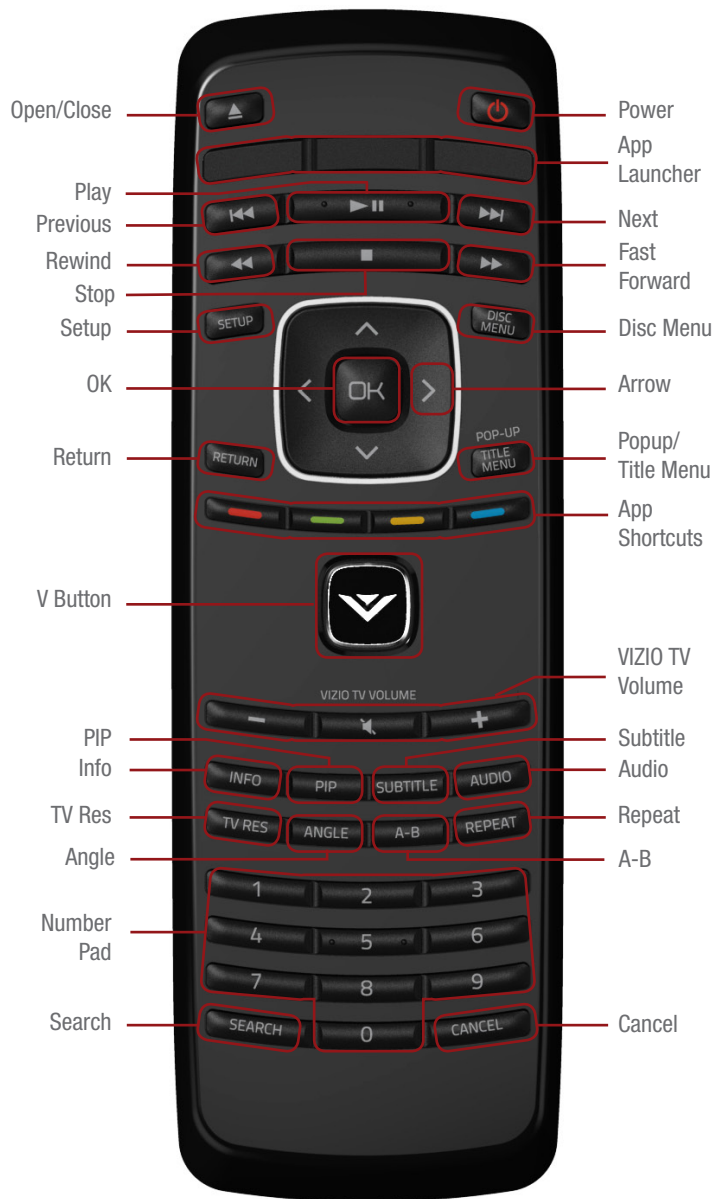
4



www.VIZIO.com/support

To learn more about your Player's features or connecting it to your home audio system, download the online user manual from www.VIZIO.com/support.

USING THE REMOTE



Open/Close: Open or close the disc drawer.

Power: Turn Player on or off.

App Launcher: Quick launch App on button.

Previous: Go to the previous chapter or track.

Play/Pause: Start or pause playback.

Next: Go to the next chapter or track.

Rewind: Reverse playback. Press repeatedly to increase speed.

Stop: Stop playback.

Fast Forward: Advance playback. Press repeatedly to increase speed.

Setup: Open setup menu.

Disc Menu: Open disc menu.

OK: Select highlighted menu item.

Arrow: Navigate menu.

Return: Go back to the previous menu screen.

Popup/Title Menu: Open title menu while movie plays.

App Shortcuts: Control Internet Apps and disc functions (press Red button to exit Apps).

V Button: Return to the Player home screen.

VIZIO TV Volume: Increase, decrease, or mute volume on a VIZIO TV.

PIP: Enable picture-in-picture.*

Info: Open disc info window.

Subtitle: Change subtitle track.*

Audio: Change audio track.*

TV Res: Change the resolution output of the Player to match the resolution of your TV.

Angle: Select viewing angle.*

Repeat: Repeat playback of track*

A-B: Create a playback loop*

Search: Find specific title, chapter, or time.*

Cancel: Clear entered numbers/letters.

Number Pad: Use to enter numbers 0-9.

*Compatible Blu-ray or DVD discs only.

PLAYING A DISC

1



Your Blu-ray Player can play Blu-ray and DVD discs.

Turn the Blu-ray Player on by pressing the **Power** button on the remote or on the front of the Player.


2



Turn on your TV. Set the TV to display the HDMI input connected to the Player (HDMI1, HDMI2, etc.).

If you are unsure of how to change your TV's display input, see your TV's user manual.

3



Press the **Open/Close** button on the remote or on the front of the player.

Insert your disc, then press the **Open/Close** button to close the drawer.

4



Wait for the disc to load. Some discs take longer than others.

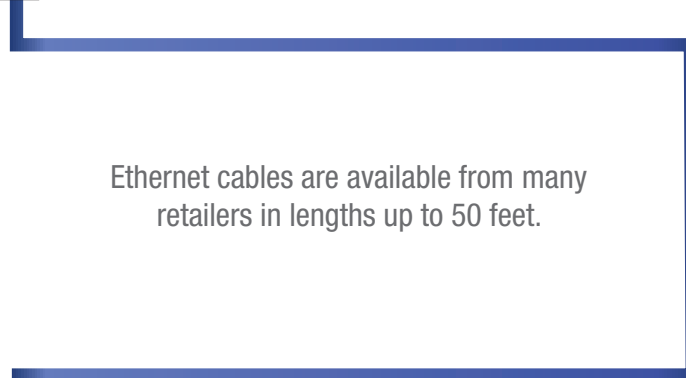
The disc will begin to play after loading.

SETTING UP YOUR NETWORK CONNECTION

Connect an Ethernet cable* to the Ethernet port on the back of the Blu-ray Player.



VIZIO Blu-ray Player



Ethernet cables are available from many retailers in lengths up to 50 feet.

Connect the other end of the ethernet cable to the Ethernet port on your router or modem*.



Router / Modem

The next time you turn the Player on, the network connection will be automatically detected.

*Router/Modem/Ethernet Cable Not Included

To enjoy online content and streaming video, you must connect the Blu-ray Player to your home network.
For the best online experience, you should have a high-speed internet connection (Minimum 1Mbps-higher is better).

GETTING STARTED WITH NETFLIX AND INTERNET APPS*

1



Ensure your Blu-ray Player is connected to your network.

Use the **Left/Right Arrow** buttons on the remote to highlight **Netflix**. Press **SELECT**.

2



Follow the on-screen instructions until your code is displayed.

3



www.netflix.com/VIZIO

For your free Netflix trial, go to your computer, then enter www.netflix.com/VIZIO and sign up using the code on your TV screen.

4



Your Netflix setup is complete. You can now enjoy movies and television programs streaming directly to your TV!



To access Facebook®, Twitter®, and many other Internet Apps, select **VUDU** from the Player's main menu. For other services, select the App from the main menu and follow the on-screen instructions.

WHAT YOU NEED TO VIEW 3D

family (fam-uh-lee)
a group of persons closely
related by blood, as parents,
children, uncles, aunts,
and cousins. *Family*



3D TV



MATCHING 3D GLASSES

3D BLU-RAY PLAYER



BLU-RAY 3D MOVIE



HIGH SPEED HDMI CABLE

SEE YOUR 3D TV USER MANUAL FOR INSTRUCTIONS ON HOW TO ENJOY 3D.

VIZIO RECOMMENDS



Add home theater surround sound without the excess clutter of wires! The **VIZIO VHT510 5.1 Surround Sound Home Theater with Wireless Subwoofer** delivers big home theater sound in a sleek design that's perfect for your HDTV:

- Universal 5.1 soundbar with rear satellite speakers and wireless subwoofer turns any HDTV into a full surround sound home theater
- Wireless subwoofer uses Wireless HD Audio™ 2.4 GHz, so you can place it anywhere in the room
- Premium sound with Dolby Digital®, DTS, SRS CircleCinema HD™ and SRS TruVolume™.


PURCHASE ONLINE AT
[www.VIZIO.COM](http://www.vizio.com)

HELP TOPICS

There is no power.

- Ensure the power cord is securely connected to a working electrical outlet.
- Press the **Power/Standby** button on the remote or touch the **Power/Standby** control on the Player.
- Try plugging the power cord into a different electrical outlet.

Nothing happens when I press buttons on the remote.

- Place new batteries in the remote. Ensure the batteries are inserted correctly.
- Ensure no objects are blocking the front of the Blu-ray Player.
- When using the remote, point it directly at the Blu-ray Player.
- If you see , the action you are trying to perform is not allowed by the Player or disc.

My Blu-Ray or DVD disc does not play.

- Ensure the disc is clean and free of scratches.
- If you are using parental controls, the disc may not play. See *Using Parental Controls* in the User Guide.

I cannot connect the Player to my network.

- Unplug the modem/router and the Player. Wait 10 seconds, then turn them back on.
- See *Connecting to Your Network* in the User Guide.
- Ensure the ethernet cable is securely connected to both the Player and your modem/router.
- Refer to your modem/router user guide.

The picture quality seems low.

- Connect the Player to your TV using an HDMI cable for the best picture quality.
- Connect the Player to an HDTV capable of displaying 720p or 1080p for the best picture quality.
- Ensure the cables connecting the Player to your TV are securely connected.
- Watch Blu-ray discs for the best picture quality. DVD discs are limited to 480p resolution.
- To view streaming video (Netflix, VUDU, etc), a high-speed wired Internet connection is required.

The Internet Apps are not working.

- If you experience issues with Netflix, Pandora, VUDU, or BLOCKBUSTER services, please contact:

Netflix: www.netflix.com/help or 1-866-579-7113

Pandora: www.pandora.com/support

VUDU: www.VUDU.com/support or 1-888-554-8838

BLOCKBUSTER: 1-866-692-2789

I cannot view movies in 3D.

- Ensure you have a 3D TV with matching 3D glasses, a high-speed HDMI cable, and a Blu-ray 3D disc.
- Ensure the Player is connected to your 3D TV with a high-speed HDMI cable.
- If you have a 3D TV that uses active-shutter 3D glasses, ensure the glasses have full batteries.
- Ensure your 3D TV is in 3D mode, and that the movie you are playing is a Blu-ray 3D disc.

ONE-YEAR LIMITED WARRANTY

ON PARTS AND LABOR

Covers units purchased as new in United States and Puerto Rico Only

VIZIO provides a warranty to the original purchaser of a new Product against defects in materials and workmanship for a period of one year of non-commercial usage and ninety (90) days of commercial use. If a Product covered by this warranty is determined to be defective within the warranty period, VIZIO will either repair or replace the Product at its sole option and discretion.

To obtain warranty service, contact VIZIO Technical Support via email: TechSupport@VIZIO.com or via phone at 877 MY VIZIO (877.698.4946) from 6:00AM to 9:00PM Monday through Friday and 8:00AM to 4:00PM Saturday and Sunday, Pacific Time, or visit www.VIZIO.com. PRE-AUTHORIZATION MUST BE OBTAINED BEFORE SENDING ANY PRODUCT TO A VIZIO SERVICE CENTER. Proof of purchase in the form of a purchase receipt or copy thereof is required to show that a Product is within the warranty period.

Parts and Labor

There will be no charge for parts or labor during the warranty period. Replacement parts and Products may be new or recertified at VIZIO's option and sole discretion. Replacement parts and Products are warranted for the remaining portion of the original warranty or for ninety (90) days from warranty service or replacement, whichever is greater.

Type of Service

Defective Products must be sent to a VIZIO service center to obtain warranty service. VIZIO is not responsible for transportation costs to the service center, but VIZIO will cover return shipping to the customer. PRE-AUTHORIZATION IS REQUIRED BEFORE SENDING ANY PRODUCT TO A VIZIO SERVICE CENTER FOR WARRANTY SERVICE.

Product returns to VIZIO's service centers must utilize either the original carton box and shipping material or packaging that affords an equal degree of protection. VIZIO Technical Support will provide instructions for packing and shipping the covered Product to the VIZIO service center.

Limitations and Exclusions

VIZIO's one-year limited warranty only covers defects in materials and workmanship. This warranty does not cover, for example: cosmetic damage, normal wear and tear, improper operation, improper voltage supply or power surges, signal issues, damages from shipping, acts of God, any type of customer misuse, modifications or adjustments, as well as installation and set-up issues or any repairs attempted by anyone other than by a VIZIO authorized service center. Products with unreadable or removed serial numbers, or requiring routine maintenance are not covered. This one year limited warranty does not cover Products sold "AS IS", "FACTORY RECERTIFIED", or by a non-authorized reseller.

THERE ARE NO EXPRESS WARRANTIES OTHER THAN THOSE LISTED OR DESCRIBED ABOVE. ANY IMPLIED WARRANTIES, INCLUDING ANY IMPLIED WARRANTY OF MERCHANTABILITY AND FITNESS FOR A PARTICULAR PURPOSE, SHALL BE LIMITED IN DURATION TO THE PERIOD OF TIME SET FORTH ABOVE. VIZIO'S TOTAL LIABILITY FOR ANY AND ALL LOSSES AND DAMAGES RESULTING FROM ANY CAUSE WHATSOEVER INCLUDING VIZIO'S NEGLIGENCE, ALLEGED DAMAGE, OR DEFECTIVE GOODS, WHETHER SUCH DEFECTS ARE DISCOVERABLE OR LATENT, SHALL IN NO EVENT EXCEED THE PURCHASE PRICE OF THE PRODUCT. VIZIO SHALL NOT BE RESPONSIBLE FOR LOSS OF USE, LOSS OF INFORMATION OR DATA, COMMERCIAL LOSS, LOST REVENUE OR LOST PROFITS, OR OTHER INCIDENTAL OR CONSEQUENTIAL DAMAGES. SOME STATES DO NOT ALLOW LIMITATIONS ON HOW LONG AN IMPLIED WARRANTY LASTS OR THE EXCLUSION OF INCIDENTAL OR CONSEQUENTIAL DAMAGES, SO THE ABOVE LIMITATIONS OR EXCLUSIONS MAY NOT APPLY TO YOU. THIS WARRANTY GIVES YOU SPECIFIC LEGAL RIGHTS, AND YOU MAY ALSO HAVE OTHER RIGHTS, WHICH VARY FROM STATE TO STATE. THIS WARRANTY IS SUBJECT TO CHANGE WITHOUT NOTICE.

CHECK www.VIZIO.com FOR THE MOST CURRENT VERSION.

TECHNICAL SUPPORT

Products are often returned due to a technical problem rather than a defective product that may result in unnecessary shipping charges billed to you. Our trained support personnel can often resolve the problem over the phone. For more information on warranty service or repair, after the warranty period, please contact our Support Department at the number below.

Phone: (877) 698-4946

Fax: (949) 585-9563

Email: techsupport@vizio.com

Web: www.vizio.com

Hours of operation:

Monday - Friday: 6 am to 9 pm (PST)

Saturday - Sunday: 8 am to 4pm (PST)

Model Number: VBR133

Serial Number:

Date of Purchase:

LEGAL & COMPLIANCE

FCC Class B Radio Interference Statement

NOTE: This equipment has been tested and found to comply with the limits for a Class B digital device, pursuant to Part 15 of the FCC Rules. These limits are designed to provide reasonable protection against harmful interference in a residential installation. This equipment generates, uses and can radiate radio frequency energy, and if not installed and used in accordance with the instructions, may cause harmful interference to radio communications. However, there is no guarantee that interference will not occur in a particular installation. If this equipment does cause harmful interference to radio or television reception, which can be determined by turning the equipment off and on, the user is encouraged to try to correct the interference by one or more of the following measures:

1. Reorient or relocate the receiving antenna.
2. Increase the separation between the equipment and receiver.
3. Connect the equipment into an outlet on a circuit different from that to which the receiver is connected.
4. Consult the dealer or an experienced radio/TV technician for help.

Notice:

1. The changes or modifications not expressly approved by the party responsible for compliance could void the user's authority to operate the equipment.
2. Shielded interface cables and AC power cord, if any, must be used in order to comply with the emission limits.
3. The manufacturer is not responsible for any radio or TV interference caused by unauthorized modification to this equipment. It is the responsibilities of the user to correct such interference.

RF Exposure Information

This device meets the government's requirements for exposure to radio waves. This device is designed and manufactured not to exceed the emission limits for exposure to radio frequency (RF) energy set by the Federal Communications Commission of the U.S. Government. This device complies with FCC radiation exposure limits set forth for an uncontrolled environment.

IC Statement

Operation is subject to the following two conditions:

1. This device may not cause interference, and
2. This device must accept any interference, including interference that may cause undesired operation of the device.

This Class B digital apparatus complies with Canadian ICES-003.

Cet appareil numérique de la classe B est conforme à la norme NMB-003 du Canada.

IC Radiation Exposure Statement

This equipment complies with IC RSS-102 radiation exposure limits set forth for an uncontrolled environment. This equipment should be installed and operated with minimum distance 20cm between the radiator & your body.

DHHS and FDA safety certification

This product is made and tested to meet safety standards of the FCC, requirements and compliance with safety performance of the U.S. Department of Health and Human Services, and also with FDA Radiation Performance Standards 21 CFR Subchapter J.

Copyrights

Because AACS (Advanced Access Content System) is approved as content protection system for BD format, similar to use of CSS (Content Scramble System) for DVD format, certain restrictions are imposed on playback, analog signal output, etc., of AACS protected contents. The operation of this product and restrictions on this product may vary depending on your time of purchase as those restrictions may be adopted and/or changed by AACS after the production of this product. Furthermore, BD-ROM Mark

and BD+ are additionally used as content protection systems for BD format, which imposes certain restrictions including playback restrictions for BD-ROM Mark and/or BD+ protected contents. To obtain additional information on AACS, BD-ROM Mark, BD+, or this product, please contact an authorized Customer Service Center.

Many BD-ROM/DVD discs are encoded with copy protection. Because of this, you should only connect your player directly to your TV, not to a VCR. Connecting to a VCR results in a distorted picture from copy-protected discs.

This product incorporates copyright protection technology that is protected by U.S. patents and other intellectual property rights. Use of this copyright protection technology must be authorized by Macrovision, and is intended for home and other limited viewing uses only unless otherwise authorized by Macrovision. Reverse engineering or disassembly is prohibited.

Under the U.S. Copyright laws and Copyright laws of other countries, unauthorized recording, use, display, distribution, or revision of television programs, videotapes, BD-ROM discs, DVDs, CDs and other materials may subject you to civil and/or criminal liability.

Licenses

- Java and all Java-based trademarks and logos are trademarks or registered trademarks of Sun Microsystems, Inc. in the United States and other countries.
- Manufactured under license from Dolby Laboratories. Dolby and the double-D symbol are trademarks of Dolby Laboratories.
- Manufactured under license under U.S. Patent #'s: 5,451,942; 5,956,674; 5,974,380; 5,978,762; 6,487,535 & other U.S. and worldwide patents issued & pending. DTS and the Symbol are registered trademarks, & DTS 2.0+ Digital Out and the DTS logos are trademarks of DTS, Inc. Product includes software. © DTS, Inc. All Rights Reserved.
- HDMI, the HDMI logo and High-Definition Multimedia Interface are trademarks or registered trademarks of HDMI licensing LLC.
- "DVD Logo" is a trademark of DVD Format/Logo Licensing Corporation.
- This product is licensed under the AVC patent portfolio license and VC-1 patent portfolio license for the personal and non-commercial use of a consumer to (i) encode video in compliance with the AVC Standard and VC-1 Standard ("AVC/VC-1 Video") and/or (ii) decode AVC/VC-1 Video that was encoded by a consumer engaged in a personal and non-commercial activity and/or was obtained from a video provider licensed to provide AVC/VC-1 Video. No license is granted or shall be implied for any other use. Additional information may be obtained from MPEG LA, LLC. See <http://www.mpegla.com>.
- Blu-ray Disc™, Blu-ray™, Blu-ray 3D™, BD-Live™, BONUSVIEW™, and the logos are trademarks of the Blu-ray Disc Association.

Open Source Software Notice

Your VIA device may contain GPL executables and LGPL libraries that are subject to the PL2.0/LGPL2.1 License Agreements. VIZIO offers to provide source code to you on CD-ROM for a processing fee covering the cost of performing such distribution, such as the cost of media, shipping and handling upon request made to VIZIO at www.vizio.com.

This offer is valid for a period of three (3) years from the date of the distribution of this VIA device by VIZIO. You can obtain a copy of the GPL, LGPL licenses from <http://www.gnu.org/licenses/old-licenses/gpl-2.0.html> and <http://www.gnu.org/licenses/oldlicenses/lgpl-2.1.html>. You can also obtain a copy of gSOAP public license from <http://www.cs.fsu.edu/~engelen/license.html>. Please visit www.vizio.com for attribution of copyrights to any open source software on your VIZIO VIA device. Permission is hereby granted, free of charge, to any person obtaining a copy of any such software and associated documentation files (the "Open Source Software"), to

deal in the Open Source Software without restriction, including without limitation the rights to use, copy, modify, merge, publish, distribute, sublicense, and/or sell copies of the Open Source Software, and to permit persons to whom the Open Source Software is furnished to do so, subject to the following conditions:

THE SOFTWARE IS PROVIDED "AS IS", WITHOUT WARRANTY OF ANY KIND, EXPRESS OR IMPLIED, INCLUDING BUT NOT LIMITED TO THE WARRANTIES OF MERCHANTABILITY, FITNESS FOR A PARTICULAR PURPOSE AND NONINFRINGEMENT. IN NO EVENT SHALL THE AUTHORS OR COPYRIGHT HOLDERS BE LIABLE FOR ANY CLAIM, DAMAGES OR OTHER LIABILITY, WHETHER IN AN ACTION OF CONTRACT, TORT OR OTHERWISE, ARISING FROM, OUT OF OR IN CONNECTION WITH THE SOFTWARE OR THE USE OR OTHER DEALINGS IN THE SOFTWARE.

VIZIO Internet Applications (VIA) Policy

VIZIO Internet Applications ("VIA") affords the opportunity to access third party Internet product offerings or services ("VIA Services") on certain VIZIO devices incorporating the VIA functionality. The VIA Services accessible herein are provided as per our agreement with these third parties. These agreements are subject to change, interruption, suspension (including termination) at any time and for various reasons. VIZIO makes no warranties or representations that any particular VIA Service will be accessible, available, function in any particular manner or function at all.

Internet Access Required for VIA Services; Updates:

To use these VIA Services, you must obtain high-speed/broadband access to the Internet (such as DSL, cable or T1 lines), either directly or through devices that access the Internet and pay any service fees associated with such access. In addition, you must provide all equipment necessary to make such connection to the Internet including a modem or other Internet access device. Each individual third party Internet product may require different minimum Internet connection speed. The usability and availability of a functional VIA device and its Internet connected feature may highly be dependent and varied based on high-speed/broadband internet access, connection speed, bandwidth, other equipment(s), third party applications, firmware updates and other factors outside of VIZIO's control and/or responsibility which may also be independent of the actual operation of the device. It is further understood that VIA enabled devices are integrated with sophisticated technologies (software and hardware) which may exhibit delayed boot-up/shutdown time and/or interrupted services. You further understand that the VIA Services specifications and functionality are constantly evolving and that we may directly, or indirectly via third parties, update or change the VIA Services, in whole or in part, at any time and without notice to you. Such updates may be required for you to use certain aspects of the VIA services or to continue to connect to the VIA Services.

Availability of Content on VIA Services:

VIZIO or said third parties providing VIA Services reserve the right to delete data from their servers, or prevent access to their servers or to change data categories, product offerings or service levels for any reason that VIZIO or said third parties deem sufficient in their sole discretion at any time, without notice. VIZIO may also impose additional or different limits on the use of or access to certain VIA Services, in any case and without notice or liability. Some or all of the data or functionality of VIA Services may require additional payment and/or subscription by you. However, in no event will you be charged for any VIA Services unless those charges are made known to you in advance. VIZIO makes no warranties or representations of any kind as to the accuracy, currency, or completeness of any information contained on the data servers of such third party providers of any VIA Services. Furthermore, we do not

review, control, or endorse the content, products or services of VIA Services or their data servers.

VIA SERVICES ARE PROVIDED "AS IS" AND "AS AVAILABLE," WITHOUT WARRANTY OF ANY KIND (INCLUDING ANY IMPLIED WARRANTY OF MERCHANTABILITY, NON-INFRINGEMENT, OR FITNESS FOR A PARTICULAR PURPOSE), TO THE MAXIMUM EXTENT PERMITTED BY LAW. USE OF THE VIA SERVICES IS AT YOUR SOLE RISK. THIS MEANS, FOR EXAMPLE, THAT VIZIO DOES NOT GUARANTEE THAT THE VIA SERVICES WILL ALWAYS WORK PROPERLY OR WORK AT ALL. THIS ALSO MEANS WE DO NOT GUARANTEE THAT THE VIA SERVICES, CONTENT OR PRODUCTS WILL BE FREE FROM VIRUSES, HACKS, OR OTHER POTENTIALLY HARMFUL INTRUSIONS. PLEASE NOTE THAT SOME STATES DO NOT ALLOW SUCH WARRANTY LIMITATIONS, SO THESE LIMITATIONS MAY NOT APPLY TO YOU.

VIA Services Content Disclaimer:

Certain VIA Services may include materials from third parties or links to certain third party data servers. You acknowledge and agree that VIZIO is not responsible for examining or evaluating the content or accuracy of any VIA Services, their data servers or related third-party materials. VIZIO does not warrant or endorse and does not assume and will not have any liability or responsibility for any third-party materials or web sites, or for any other materials, products, or services of third parties. Links to VIA Services and any associated links to other data servers are provided solely as a convenience to you. To the extent provided, content types or descriptions of VIA Services are provided for convenience, and you acknowledge and agree that VIZIO does not guarantee their accuracy. You understand that by using any of the VIA Services, you may encounter content that may be deemed offensive, indecent, or objectionable, which content may or may not be identified as having explicit language. Nevertheless, you agree to use the VIA Services at your sole risk and that VIZIO shall have no liability to you for content that may be found to be offensive, indecent, or objectionable.

You agree that you will not use any third-party materials in a manner that would infringe or violate the rights of any other party, and that VIZIO is not in any way responsible for any such use by you.

VIZIO Privacy Policy; VIA Software License Agreement:

Your right to use the widget links to access VIA Services is also governed by VIZIO's Privacy Policy and the VIZIO Internet Applications Software License Agreement ("VIA Software License Agreement"), the terms of which are incorporated herein by this reference. The terms of both the Privacy Policy and VIA Software License Agreement may be found in your Product Guide and on VIZIO's website. In the event of a conflict between the VIZIO Internet Applications (VIA) Policy and the VIA Software License Agreement, the VIA Software License Agreement shall control. BY YOUR USE OF THE VIA SERVICES, YOU EXPRESSLY AGREE TO ALL THE TERMS AND CONDITIONS OF THE FOREGOING POLICIES AND AGREEMENT.

VIZIO may change the terms and conditions of this VIA Policy, the VIZIO Privacy Policy and/or the VIA Software License Agreement, at any time and without prior notice. The most up to date versions are available on the Internet at: www.vizio.com. If you do not have Internet access, you should periodically contact our customer service department and we will mail you a current version, free of charge. IF YOU DO NOT AGREE TO ALL OF THE TERMS AND CONDITIONS OF THE VIA POLICY, THE VIZIO PRIVACY POLICY AND/OR THE VIA SOFTWARE LICENSE AGREEMENT OR ANY CHANGES THERETO, YOU MUST IMMEDIATELY CEASE USE OF THE VIA SERVICES.





ENTERTAINMENT FREEDOM FOR ALL

© 2011. ALL RIGHTS RESERVED. THE V, VIZIO, VIZIO INTERNET APPS, THEATER 3D, FULL ARRAY TRULED, EDGE LIT RAZOR LED, 240HZ SPS, 480HZ SPS, ENTERTAINMENT FREEDOM AND ENTERTAINMENT FREEDOM FOR ALL NAMES, LOGOS AND PHRASE ARE REGISTERED OR UNREGISTERED TRADEMARKS OF VIZIO, INC. OTHER LOGOS AND TRADEMARKS ARE THE PROPERTY OF THEIR RESPECTIVE OWNERS. SUBJECT TO CHANGE WITHOUT NOTICE.

1102075T-NC

Download from www.Somaterials.com. All Manuals Search And Download

Free Manuals Download Website

<http://myh66.com>

<http://usermanuals.us>

<http://www.somanuals.com>

<http://www.4manuals.cc>

<http://www.manual-lib.com>

<http://www.404manual.com>

<http://www.luxmanual.com>

<http://aubethermostatmanual.com>

Golf course search by state

<http://golfingnear.com>

Email search by domain

<http://emailbydomain.com>

Auto manuals search

<http://auto.somanuals.com>

TV manuals search

<http://tv.somanuals.com>