

VIZIO

3D BLU-RAY™ PLAYER  
WITH WIRELESS INTERNET APPS

**VBR333** – QUICK START GUIDE



Download

USER MANUAL AVAILABLE AT  
[www.VIZIO.COM/SUPPORT](http://www.VIZIO.COM/SUPPORT)

# IMPORTANT SAFETY INFORMATION



You may experience discomfort while watching 3D content. You may feel symptoms of eye strain, vision fatigue, color or depth distortion, motion sickness, nausea, dizziness, disorientation, or other discomforts. If you experience any of these symptoms, stop watching and take a break for at least thirty minutes before resuming. If the symptoms are severe or continue even after you have stopped watching 3D content, consult a doctor.



Some viewers may be susceptible to epileptic seizures or strokes when viewing 3D images, even if those conditions have not been previously diagnosed. If you or anyone in your family has a history of seizures or strokes, or if you have any other reason to think you or someone under your supervision may be susceptible to epileptic seizures or strokes, consult a doctor before watching 3D content.



Take care to monitor children's watching of 3D content. Children (including teenagers) may be more at risk of experiencing discomfort while watching 3D content and less likely to report symptoms. Monitor children's 3D content viewing and watch for signs of discomfort.



Even if you do not experience any of the above symptoms, take regular breaks from watching 3D content.

# WELCOME!

Thank you for purchasing the **VBR333  
3D Blu-ray Player with Wireless Internet  
Apps.**

- Delivers Cinematic High-Definition 3D
- Exceptional Full HD 1080p Performance
- Streams Movies, Music, and More with VIZIO Wireless Internet Apps
- Built-In Wi-Fi - 802.11n
- Up to 7.1 Channel Digital Audio
- Plays MP3s and JPEG Slideshows

To register your 3D Blu-ray Player, sign up for a VIZIO service plan, get product updates, or get the complete User Guide, visit [www.VIZIO.com](http://www.VIZIO.com).



## PACKAGE CONTENTS



3D Blu-ray Player



Composite AV Cable



Remote with Batteries



Quick Start Guide

Help VIZIO reduce  
paper waste.



USER MANUAL AVAILABLE AT  
[www.VIZIO.COM/SUPPORT](http://www.VIZIO.COM/SUPPORT)

# FIRST-TIME SETUP

**1**




Connect the power cord from the back of the 3D Blu-ray Player to an electrical outlet.

**2**



Remove the battery cover from the back of the remote. Insert the batteries. Replace the cover.



**3**



Best Picture  
(3D-Ready)

Better Picture

Good Picture

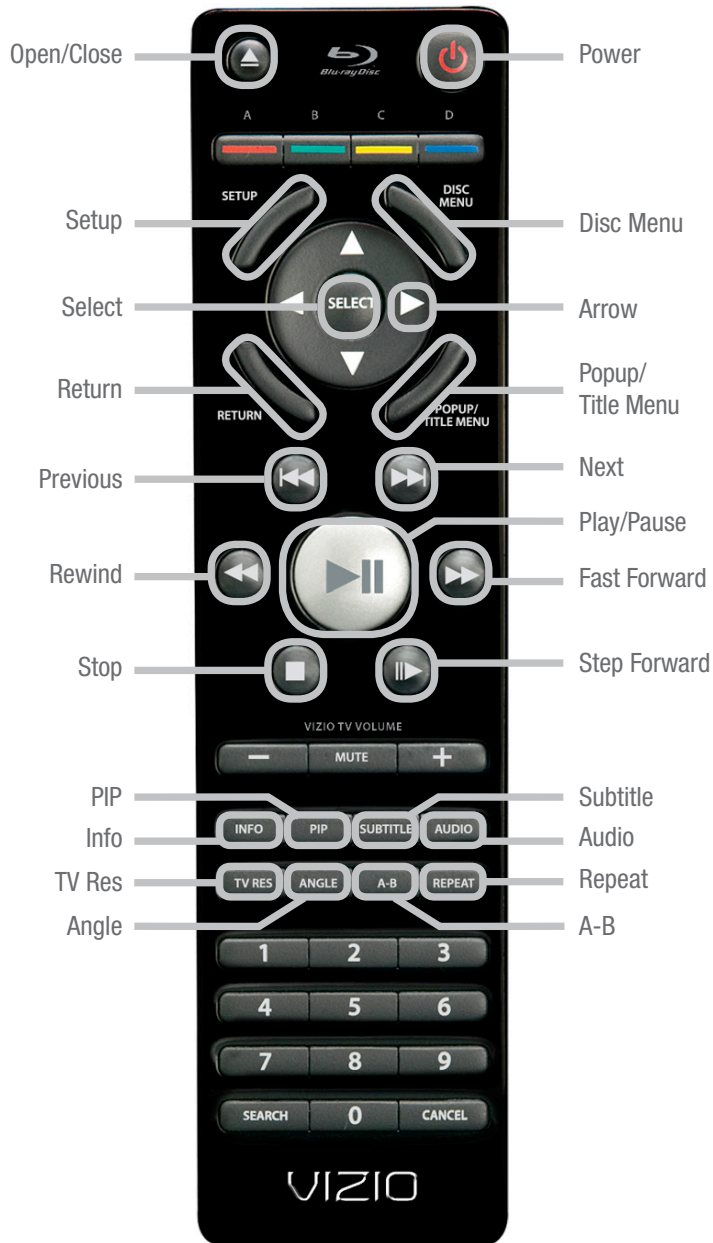


\*HDMI, Component, Audio Cables Not Included

Choose the best connection to your TV. Connect an HDMI, component video/audio, or composite AV cable from your 3D Blu-ray Player to your TV as shown. For more connection options, see *Connecting the Player to Your TV* in the User Guide.



# USING THE REMOTE



**Open/Close:** Open or close the disc drawer.

**Power:** Turn Player on or off.

**Setup:** Display Player main menu.

**Disc Menu:** Display disc main menu.

**Select:** Confirm highlighted menu option.

**Arrow:** Navigate on-screen menu.

**Return:** Go back one menu level.

**Popup/Title Menu:** Open title menu while movie plays.

**Previous:** Go to the previous chapter or track.

**Next:** Go to the next chapter or track.

**Rewind:** Reverse playback. Press repeatedly to increase speed.

**Play/Pause:** Start or pause playback.

**Fast Forward** Advance playback. Press repeatedly to increase speed.

**Stop** Stop playback.

**Step Forward** Advance playback one frame at a time.

**PIP** Enable picture-in-picture

**Subtitle** Open subtitle menu.

**Info** Open disc info window.

**Audio** Open audio menu.

**TV Res** Change the video resolution.

**Repeat** Repeat playback of track.

**Angle** Select viewing angle.

**A-B** Create a playback loop.

# CHOOSING THE BEST NETWORK CONNECTION

Once the 3D Blu-ray Player is connected to your network, you can enjoy online content and streaming video. **For the best online experience, you should have a high-speed internet connection (Minimum 1Mbps-higher is better).**

**A**



**Connect to a wired network for the best online experience.** You will need an ethernet cable long enough to connect your router/modem to the Player.

See *Connecting to Your Wired Network* below.

**B**

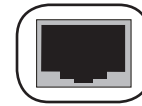


**Connect to a wireless network only if you have a high-speed wireless router (802.11n recommended).** Your router should be placed where its signal can reach the Player without interference or obstructions.

See *Connecting to Your Wireless Network* on the next page.

**A**

## CONNECTING TO YOUR WIRED NETWORK



\*Router/Modem/Ethernet Cable Not Included

Connect an ethernet cable\* to the **Ethernet** port on the 3D Blu-ray Player.

Connect the other end of the ethernet cable to the **Ethernet** port on your router or modem\*.

## B CONNECTING TO YOUR WIRELESS NETWORK

1



Press the **Power** button on the remote to turn the 3D Blu-ray Player on. Turn the TV on and select the input to which the Blu-ray player is connected.

Use the **Left/Right Arrow** buttons on the remote to highlight **Settings**, then press **SELECT**.

2



Use the **Left/Right Arrow** buttons on the remote to highlight **Network**. A drop-down menu appears.

Use the **Up/Down Arrow** buttons on the remote to highlight **Wireless**, then press **SELECT**.

3



Use the **Up/Down Arrow** buttons on the remote to highlight **Network List**, then press **SELECT**. The Network List window is displayed.

Highlight your network name, then press **SELECT**.

4



Select the Shift key for uppercase and special characters.

If your network is password-protected, press **SELECT** to open the keyboard. Enter your password using the **Arrow** and **SELECT** buttons on the remote, then select **Done**.

When finished, highlight **Connect** and press **SELECT**.



# GETTING STARTED WITH NETFLIX AND INTERNET APPS\*

1



Ensure your 3D Blu-ray Player is connected to your network.

Use the **Left/Right Arrow** buttons on the remote to highlight **Netflix**. Press **SELECT**.

2



Follow the on-screen instructions until your code is displayed.

3



[www.netflix.com/VIZIO](http://www.netflix.com/VIZIO)

For your free Netflix trial, go to your computer, then enter [www.netflix.com/VIZIO](http://www.netflix.com/VIZIO) and sign up using the code on your TV screen.

+



To access Facebook®, Twitter®, and many other Internet Apps, select **VUDU** from the Player's main menu.

For other services, select the App from the main menu and follow the on-screen instructions.



# WHAT YOU NEED TO VIEW 3D

fam-i-ly /fam-uh-lee/  
a group of persons closely  
related by blood, as parents,  
children, uncles, aunts,  
and cousins. *Family*



3D TV



Matching 3D Glasses



3D Blu-ray Player



Blu-ray 3D Movie



High Speed HDMI Cable

See your 3D TV's user guide for instructions on how to enjoy 3D.

# VIZIO RECOMMENDS

To make the best HDMI connection, use **VIZIO High Speed HDMI Cables**. VIZIO cables are manufactured to produce the best picture on VIZIO 3D HDTVs and feature:

- 3D ready - Bring true 3D movies and games to your 3D HDTV
- 1080p and for full HD video and future Ultra-HD video
- Great flexibility for thin wall mounts
- Stays securely connected at sharp angles
- Limited lifetime warranty



For the best online experience, VIZIO recommends the next-generation **XWR100 Dual-Band HD Video and Wireless Internet Router**.

- Ideal for internet-connected HDTVs and Blu-ray players
- Optimized for streaming HD video and audio
- Universal - Works with other Wi-Fi devices
- Simultaneous dual-band 802.11n wireless



PURCHASE ONLINE AT  
[www.VIZIO.COM](http://www.VIZIO.COM)



Add home theater surround sound without the excess clutter of wires! The **VIZIO VHT510 5.1 Surround Sound Home Theater with Wireless Subwoofer** delivers big home theater sound in a sleek design that's perfect for your 3D HDTV:

- Universal 5.1 soundbar with rear satellite speakers and wireless subwoofer turns any HDTV into a full surround sound home theater
- Wireless subwoofer uses Wireless HD Audio™ 2.4 GHz, so you can place it anywhere in the room
- Premium sound with Dolby Digital®, DTS, SRS CircleCinema HD™ and SRS TruVolume™.

PURCHASE ONLINE AT  
[www.VIZIO.COM](http://www.VIZIO.COM)




# HELP TOPICS

## There is no power.

- Ensure the power cord is securely connected to a working electrical outlet.
- Press the **Power/Standby** button on the remote or touch the **Power/Standby** control on the Player.
- Try plugging the power cord into a different electrical outlet.

## Nothing happens when I press buttons on the remote.

- Place new batteries in the remote. Ensure the batteries are inserted correctly.
- Ensure no objects are blocking the front of the 3D Blu-ray Player.
- When using the remote, point it directly at the 3D Blu-ray Player.
- If you see , the action you are trying to perform is not allowed by the Player or disc.

## My Blu-Ray or DVD disc does not play.

- Ensure the disc is clean and free of scratches.
- If you are using parental controls, the disc may not play. See *Using Parental Controls* in the User Guide.

## I cannot connect the Player to my network.

- Unplug the modem/router and the Player. Wait 10 seconds, then turn them back on.
- See *Connecting to Your Network* in the User Guide.
- Ensure the ethernet cable is securely connected to both the Player and your modem/router.
- Refer to your modem/router user guide.

## I cannot view movies in 3D.

- Ensure you have a 3D TV with matching 3D glasses, a high-speed HDMI cable, and a Blu-ray 3D disc.
- Ensure the Player is connected to your 3D TV with a high-speed HDMI cable.
- Charge or replace the battery in your active-shutter 3D glasses.
- Ensure your 3D TV is in 3D mode, and that the movie you are playing is a Blu-ray 3D disc.

## The picture quality seems low.

- Connect the Player to your TV using an HDMI cable for the best picture quality.
- Connect the Player to an HDTV capable of displaying 720p or 1080p for the best picture quality.
- Ensure the cables connecting the Player to your TV are securely connected.
- Watch Blu-ray discs for the best picture quality. DVD discs are limited to 480p resolution.
- To view streaming video (Netflix, VUDU), a high-speed wired/wireless Internet connection is required.

## The Internet Apps are not working.

- If you experience issues with Netflix, Pandora, or VUDU services, please contact:

**Netflix:** [www.netflix.com/help](http://www.netflix.com/help) or 1-866-579-7113

**Pandora:** [www.pandora.com/support](http://www.pandora.com/support)

**VUDU:** [www.VUDU.com/support](http://www.VUDU.com/support) or 1-888-554-8838



# ONE-YEAR LIMITED WARRANTY

## ON PARTS AND LABOR

### Covers units purchased as new in United States and Puerto Rico Only

VIZIO provides a warranty to the original purchaser of a new Product against defects in materials and workmanship for a period of one year of non-commercial usage and ninety (90) days of commercial use. If a Product covered by this warranty is determined to be defective within the warranty period, VIZIO will either repair or replace the Product at its sole option and discretion.

To obtain warranty service, contact VIZIO Technical Support via email: TechSupport@VIZIO.com or via phone at 877 MY VIZIO (877.698.4946) from 6:00AM to 9:00PM Monday through Friday and 8:00AM to 4:00PM Saturday and Sunday, Pacific Time, or visit [www.VIZIO.com](http://www.VIZIO.com). PRE-AUTHORIZATION MUST BE OBTAINED BEFORE SENDING ANY PRODUCT TO A VIZIO SERVICE CENTER. Proof of purchase in the form of a purchase receipt or copy thereof is required to show that a Product is within the warranty period.

### Parts and Labor

There will be no charge for parts or labor during the warranty period. Replacement parts and Products may be new or recertified at VIZIO's option and sole discretion. Replacement parts and Products are warranted for the remaining portion of the original warranty or for ninety (90) days from warranty service or replacement, whichever is greater.

### Type of Service

Defective Products must be sent to a VIZIO service center to obtain warranty service. VIZIO is not responsible for transportation costs to the service center, but VIZIO will cover return shipping to the customer. PRE-AUTHORIZATION IS REQUIRED BEFORE SENDING ANY PRODUCT TO A VIZIO SERVICE CENTER FOR WARRANTY SERVICE.

Product returns to VIZIO's service centers must utilize either the original carton box and shipping material or packaging that affords an equal degree of protection. VIZIO Technical Support will provide instructions for packing and shipping the covered Product to the VIZIO service center.

## Limitations and Exclusions

VIZIO's one-year limited warranty only covers defects in materials and workmanship. This warranty does not cover, for example: cosmetic damage, normal wear and tear, improper operation, improper voltage supply or power surges, signal issues, damages from shipping, acts of God, any type of customer misuse, modifications or adjustments, as well as installation and set-up issues or any repairs attempted by anyone other than by a VIZIO authorized service center. Products with unreadable or removed serial numbers, or requiring routine maintenance are not covered. This one year limited warranty does not cover Products sold "AS IS", "FACTORY RECERTIFIED", or by a non-authorized reseller.

THERE ARE NO EXPRESS WARRANTIES OTHER THAN THOSE LISTED OR DESCRIBED ABOVE. ANY IMPLIED WARRANTIES, INCLUDING ANY IMPLIED WARRANTY OF MERCHANTABILITY AND FITNESS FOR A PARTICULAR PURPOSE, SHALL BE LIMITED IN DURATION TO THE PERIOD OF TIME SET FORTH ABOVE. VIZIO'S TOTAL LIABILITY FOR ANY AND ALL LOSSES AND DAMAGES RESULTING FROM ANY CAUSE WHATSOEVER INCLUDING VIZIO'S NEGLIGENCE, ALLEGED DAMAGE, OR DEFECTIVE GOODS, WHETHER SUCH DEFECTS ARE DISCOVERABLE OR LATENT, SHALL IN NO EVENT EXCEED THE PURCHASE PRICE OF THE PRODUCT. VIZIO SHALL NOT BE RESPONSIBLE FOR LOSS OF USE, LOSS OF INFORMATION OR DATA, COMMERCIAL LOSS, LOST REVENUE OR LOST PROFITS, OR OTHER INCIDENTAL OR CONSEQUENTIAL DAMAGES. SOME STATES DO NOT ALLOW LIMITATIONS ON HOW LONG AN IMPLIED WARRANTY LASTS OR THE EXCLUSION OF INCIDENTAL OR CONSEQUENTIAL DAMAGES, SO THE ABOVE LIMITATIONS OR EXCLUSIONS MAY NOT APPLY TO YOU. THIS WARRANTY GIVES YOU SPECIFIC LEGAL RIGHTS, AND YOU MAY ALSO HAVE OTHER RIGHTS, WHICH VARY FROM STATE TO STATE. THIS WARRANTY IS SUBJECT TO CHANGE WITHOUT NOTICE.

CHECK [www.VIZIO.com](http://www.VIZIO.com) FOR THE MOST CURRENT VERSION.

# TECHNICAL SUPPORT

Products are often returned due to a technical problem rather than a defective product that may result in unnecessary shipping charges billed to you. Our trained support personnel can often resolve the problem over the phone. For more information on warranty service or repair, after the warranty period, please contact our Support Department at the number below.

**Address:** 39 Tesla  
Irvine, CA 92618, USA  
**Phone:** (877) 698-4946  
**Fax:** (949) 585-9563  
**Email:** [techsupport@vizio.com](mailto:techsupport@vizio.com)  
**Web:** [www.vizio.com](http://www.vizio.com)

**Hours of operation:**  
Monday - Friday: 6 am to 9 pm (PST)  
Saturday - Sunday: 8 am to 4pm (PST)

Customer support and quality service are integral parts of VIZIO's commitment to service excellence. For technical assistance contact our VIZIO Technical Support Department via email or phone. Please have your VIZIO model number, serial number, and date of purchase available before your call.

**Model Number:** VBR333

**Serial Number:**

Your serial number is located on the back of the 3D Blu-ray Player.

**Date of Purchase:**



# LEGAL & COMPLIANCE

## FCC Class B Radio Interference Statement

NOTE: This equipment has been tested and found to comply with the limits for a Class B digital device, pursuant to Part 15 of the FCC Rules. These limits are designed to provide reasonable protection against harmful interference in a residential installation. This equipment generates, uses and can radiate radio frequency energy, and if not installed and used in accordance with the instructions, may cause harmful interference to radio communications. However, there is no guarantee that interference will not occur in a particular installation. If this equipment does cause harmful interference to radio or television reception, which can be determined by turning the equipment off and on, the user is encouraged to try to correct the interference by one or more of the following measures:

1. Reorient or relocate the receiving antenna.
2. Increase the separation between the equipment and receiver.
3. Connect the equipment into an outlet on a circuit different from that to which the receiver is connected.
4. Consult the dealer or an experienced radio/TV technician for help.

### Notice:

1. The changes or modifications not expressly approved by the party responsible for compliance could void the user's authority to operate the equipment.
2. Shielded interface cables and AC power cord, if any, must be used in order to comply with the emission limits.
3. The manufacturer is not responsible for any radio or TV interference caused by unauthorized modification to this equipment. It is the responsibilities of the user to correct such interference.

## RF Exposure Information

This device meets the government's requirements for exposure to radio waves. This device is designed and manufactured not to exceed the emission limits for exposure to radio frequency (RF) energy set by the Federal Communications Commission of the U.S. Government. This device complies with FCC radiation exposure limits set forth for an uncontrolled environment.

## IC Statement

Operation is subject to the following two conditions:

1. This device may not cause interference, and
2. This device must accept any interference, including interference that may cause undesired operation of the device.

This Class B digital apparatus complies with Canadian ICES-003.

Cet appareil numérique de la classe B est conforme à la norme NMB-003 du Canada.

## IC Radiation Exposure Statement

This equipment complies with IC RSS-102 radiation exposure limits set forth for an uncontrolled environment. This equipment should be installed and operated with minimum distance 20cm between the radiator & your body.

## DHHS and FDA safety certification

This product is made and tested to meet safety standards of the FCC, requirements and compliance with safety performance of the U.S. Department of Health and Human Services, and also with FDA Radiation Performance Standards 21 CFR Subchapter J.

## Copyrights

Because AACS (Advanced Access Content System) is approved as content protection system for BD format, similar to use of CSS (Content Scramble System) for DVD format, certain restrictions are imposed on playback, analog signal output, etc., of AACS protected contents. The operation of this product and restrictions on this product may vary depending on your time of purchase as those restrictions may be adopted and/or changed by AACS after the production of this product. Furthermore, BD-ROM Mark

and BD+ are additionally used as content protection systems for BD format, which imposes certain restrictions including playback restrictions for BD-ROM Mark and/or BD+ protected contents. To obtain additional information on AACS, BD-ROM Mark, BD+, or this product, please contact an authorized Customer Service Center.

Many BD-ROM/DVD discs are encoded with copy protection. Because of this, you should only connect your player directly to your TV, not to a VCR. Connecting to a VCR results in a distorted picture from copy-protected discs.

This product incorporates copyright protection technology that is protected by U.S. patents and other intellectual property rights. Use of this copyright protection technology must be authorized by Macrovision, and is intended for home and other limited viewing uses only unless otherwise authorized by Macrovision. Reverse engineering or disassembly is prohibited.

Under the U.S. Copyright laws and Copyright laws of other countries, unauthorized recording, use, display, distribution, or revision of television programs, videotapes, BD-ROM discs, DVDs, CDs and other materials may subject you to civil and/or criminal liability.

## Licenses

- Java and all Java-based trademarks and logos are trademarks or registered trademarks of Sun Microsystems, Inc. in the United States and other countries.
- Manufactured under license from Dolby Laboratories. Dolby and the double-D symbol are trademarks of Dolby Laboratories.
- Manufactured under license under U.S. Patent #'s: 5,451,942; 5,956,674; 5,974,380; 5,978,762; 6,226,616; 6,487,535; 7,212,872; 7,333,929; 7,392,195; 7,272,567 & other U.S. and worldwide patents issued & pending. DTS is a registered trademark and the DTS logos, Symbol, DTS-HD and DTS-HD Master Audio are trademarks of DTS, Inc. © 1996-2008 DTS, Inc. All Rights Reserved.
- HDMI, the HDMI logo and High-Definition Multimedia Interface are trademarks or registered trademarks of HDMI Licensing LLC.
- "DVD Logo" is a trademark of DVD Format/Logo Licensing Corporation.
- This product is licensed under the AVC patent portfolio license and VC-1 patent portfolio license for the personal and non-commercial use of a consumer to (i) encode video in compliance with the AVC Standard and VC-1 Standard ("AVC/VC-1 Video") and/or (ii) decode AVC/VC-1 Video that was encoded by a consumer engaged in a personal and non-commercial activity and/or was obtained from a video provider licensed to provide AVC/VC-1 Video. No license is granted or shall be implied for any other use. Additional information may be obtained from MPEG LA, LLC. See <http://www.mpegla.com>.
- Blu-ray Disc™, Blu-ray™, Blu-ray 3D™, BD-Live™, BONUSVIEW™, and the logos are trademarks of the Blu-ray Disc Association.

## Open Source Software Notice

Your VIA device may contain GPL executables and LGPL libraries that are subject to the PL2.0/LGPL2.1 License Agreements. VIZIO offers to provide source code to you on CD-ROM for a processing fee covering the cost of performing such distribution, such as the cost of media, shipping and handling upon request made to VIZIO at [www.vizio.com](http://www.vizio.com).

This offer is valid for a period of three (3) years from the date of the distribution of this VIA device by VIZIO. You can obtain a copy of the GPL, LGPL licenses from <http://www.gnu.org/licenses/old-licenses/gpl-2.0.html> and <http://www.gnu.org/licenses/oldlicenses/lgpl-2.1.html>. You can also obtain a copy of gSOAP public license from <http://www.cs.fsu.edu/~engelen/license.html>. Please visit [www.vizio.com](http://www.vizio.com) for attribution of copyrights to any open source software on your VIZIO VIA device. Permission is hereby granted, free of charge, to any person obtaining a copy of any



such software and associated documentation files (the "Open Source Software"), to deal in the Open Source Software without restriction, including without limitation the rights to use, copy, modify, merge, publish, distribute, sublicense, and/or sell copies of the Open Source Software, and to permit persons to whom the Open Source Software is furnished to do so, subject to the following conditions:

THE SOFTWARE IS PROVIDED "AS IS", WITHOUT WARRANTY OF ANY KIND, EXPRESS OR IMPLIED, INCLUDING BUT NOT LIMITED TO THE WARRANTIES OF MERCHANTABILITY, FITNESS FOR A PARTICULAR PURPOSE AND NONINFRINGEMENT. IN NO EVENT SHALL THE AUTHORS OR COPYRIGHT HOLDERS BE LIABLE FOR ANY CLAIM, DAMAGES OR OTHER LIABILITY, WHETHER IN AN ACTION OF CONTRACT, TORT OR OTHERWISE, ARISING FROM, OUT OF OR IN CONNECTION WITH THE SOFTWARE OR THE USE OR OTHER DEALINGS IN THE SOFTWARE.

#### **VIZIO Internet Applications (VIA) Policy**

VIZIO Internet Applications ("VIA") affords the opportunity to access third party Internet product offerings or services ("VIA Services") on certain VIZIO devices incorporating the VIA functionality. The VIA Services accessible herein are provided as per our agreement with these third parties. These agreements are subject to change, interruption, suspension (including termination) at any time and for various reasons. VIZIO makes no warranties or representations that any particular VIA Service will be accessible, available, function in any particular manner or function at all.

#### **Internet Access Required for VIA Services; Updates:**

To use these VIA Services, you must obtain high-speed/broadband access to the Internet (such as DSL, cable or T1 lines), either directly or through devices that access the Internet and pay any service fees associated with such access. In addition, you must provide all equipment necessary to make such connection to the Internet including a modem or other Internet access device. Each individual third party Internet product may require different minimum Internet connection speed. The usability and availability of a functional VIA device and its Internet connected feature may highly be dependent and varied based on high-speed/broadband internet access, connection speed, bandwidth, other equipment(s), third party applications, firmware updates and other factors outside of VIZIO's control and/or responsibility which may also be independent of the actual operation of the device. It is further understood that VIA enabled devices are integrated with sophisticated technologies (software and hardware) which may exhibit delayed boot-up/shutdown time and/or interrupted services. You further understand that the VIA Services specifications and functionality are constantly evolving and that we may directly, or indirectly via third parties, update or change the VIA Services, in whole or in part, at any time and without notice to you. Such updates may be required for you to use certain aspects of the VIA services or to continue to connect to the VIA Services.

#### **Availability of Content on VIA Services:**

VIZIO or said third parties providing VIA Services reserve the right to delete data from their servers, or prevent access to their servers or to change data categories, product offerings or service levels for any reason that VIZIO or said third parties deem sufficient in their sole discretion at any time, without notice. VIZIO may also impose additional or different limits on the use of or access to certain VIA Services, in any case and without notice or liability. Some or all of the data or functionality of VIA Services may require additional payment and/or subscription by you. However, in no event will you be charged for any VIA Services unless those charges are made known to you in advance. VIZIO makes no warranties or representations of any kind as to the accuracy, currency, or completeness of any information contained on the data

servers of such third party providers of any VIA Services. Furthermore, we do not review, control, or endorse the content, products or services of VIA Services or their data servers.

VIA SERVICES ARE PROVIDED "AS IS" AND "AS AVAILABLE," WITHOUT WARRANTY OF ANY KIND (INCLUDING ANY IMPLIED WARRANTY OF MERCHANTABILITY, NON-INFRINGEMENT, OR FITNESS FOR A PARTICULAR PURPOSE), TO THE MAXIMUM EXTENT PERMITTED BY LAW. USE OF THE VIA SERVICES IS AT YOUR SOLE RISK. THIS MEANS, FOR EXAMPLE, THAT VIZIO DOES NOT GUARANTEE THAT THE VIA SERVICES WILL ALWAYS WORK PROPERLY OR WORK AT ALL. THIS ALSO MEANS WE DO NOT GUARANTEE THAT THE VIA SERVICES, CONTENT OR PRODUCTS WILL BE FREE FROM VIRUSES, HACKS, OR OTHER POTENTIALLY HARMFUL INTRUSIONS. PLEASE NOTE THAT SOME STATES DO NOT ALLOW SUCH WARRANTY LIMITATIONS, SO THESE LIMITATIONS MAY NOT APPLY TO YOU.

#### **VIA Services Content Disclaimer:**

Certain VIA Services may include materials from third parties or links to certain third party data servers. You acknowledge and agree that VIZIO is not responsible for examining or evaluating the content or accuracy of any VIA Services, their data servers or related third-party materials. VIZIO does not warrant or endorse and does not assume and will not have any liability or responsibility for any third-party materials or web sites, or for any other materials, products, or services of third parties. Links to VIA Services and any associated links to other data servers are provided solely as a convenience to you. To the extent provided, content types or descriptions of VIA Services are provided for convenience, and you acknowledge and agree that VIZIO does not guarantee their accuracy. You understand that by using any of the VIA Services, you may encounter content that may be deemed offensive, indecent, or objectionable, which content may or may not be identified as having explicit language. Nevertheless, you agree to use the VIA Services at your sole risk and that VIZIO shall have no liability to you for content that may be found to be offensive, indecent, or objectionable.

You agree that you will not use any third-party materials in a manner that would infringe or violate the rights of any other party, and that VIZIO is not in any way responsible for any such use by you.

#### **VIZIO Privacy Policy; VIA Software License Agreement:**

Your right to use the widget links to access VIA Services is also governed by VIZIO's Privacy Policy and the VIZIO Internet Applications Software License Agreement ("VIA Software License Agreement"), the terms of which are incorporated herein by this reference. The terms of both the Privacy Policy and VIA Software License Agreement may be found in your Product Guide and on VIZIO's website. In the event of a conflict between the VIZIO Internet Applications (VIA) Policy and the VIA Software License Agreement, the VIA Software License Agreement shall control. BY YOUR USE OF THE VIA SERVICES, YOU EXPRESSLY AGREE TO ALL THE TERMS AND CONDITIONS OF THE FOREGOING POLICIES AND AGREEMENT.

VIZIO may change the terms and conditions of this VIA Policy, the VIZIO Privacy Policy and/or the VIA Software License Agreement, at any time and without prior notice. The most up to date versions are available on the Internet at: [www.vizio.com](http://www.vizio.com). If you do not have Internet access, you should periodically contact our customer service department and we will mail you a current version, free of charge. IF YOU DO NOT AGREE TO ALL OF THE TERMS AND CONDITIONS OF THE VIA POLICY, THE VIZIO PRIVACY POLICY AND/OR THE VIA SOFTWARE LICENSE AGREEMENT OR ANY CHANGES THERETO, YOU MUST IMMEDIATELY CEASE USE OF THE VIA SERVICES.



TRADEMARKS SHOWN ARE THE PROPERTY OF THEIR RESPECTIVE OWNERS. IMAGES USED ARE FOR ILLUSTRATION PURPOSES ONLY.  
VIZIO, THE V LOGO, WHERE VISION MEETS VALUE, AND OTHER VIZIO TRADEMARKS ARE THE INTELLECTUAL PROPERTY OF VIZIO INC.  
PRODUCT FEATURES AND SPECIFICATIONS ARE SUBJECT TO CHANGE WITHOUT NOTICE.  
© 2010 VIZIO INC. ALL RIGHTS RESERVED.



## Free Manuals Download Website

<http://myh66.com>

<http://usermanuals.us>

<http://www.somanuals.com>

<http://www.4manuals.cc>

<http://www.manual-lib.com>

<http://www.404manual.com>

<http://www.luxmanual.com>

<http://aubethermostatmanual.com>

Golf course search by state

<http://golfingnear.com>

Email search by domain

<http://emailbydomain.com>

Auto manuals search

<http://auto.somanuals.com>

TV manuals search

<http://tv.somanuals.com>