

April 2008



Das Auto.

The Caravelle

Brochure and price list





Freedom is more than an idea.



04 – 07
Introduction.



08 – 15
Functionality.



16 – 37
Features, prices
and specifications.



38 – 39
Services.



Freedom is the sum of all possibilities.



Travel in style.

The Caravelle is unique among people carriers. It's equally at home taking the family on holiday as it is carrying business clients to the airport. It is designed to make a statement about freedom and independence, and it always gets you to your destination in style. The Caravelle moves the virtues of space and flexibility into a new dimension; few vehicles are able to challenge its high levels of comfort and its variety of uses.

Wherever you plan to go in your Caravelle, you'll find the only limit to its ability is your imagination. Seating up to seven people, the Caravelle interior features a rail system that enables seats to be easily repositioned or removed, offering many combinations of interior layouts for people and baggage.

01 Swivelling seats in first rear row.

02 Sleep pack for rear seats extends the sleeping area, adds privacy and protects upholstery.

03 Comfortable and supportive seats for driver and front passenger.



Stand out from the crowd.

As soon as your passengers enter through either of the Caravelle's two sliding side doors they will find a flexible space that's not only comfortable, but made from high quality materials that are designed to withstand the rigours of everyday life. The standard features of the Caravelle are no less impressive and aim to transport passengers, whether for business or leisure, into a world where comfort and safety are key. The ingenuity of the Caravelle's interior provides not only comfortable, flexible seating arrangements, but also with the optional sleep pack the seats can also be folded flat into a bed for occasional use.

Volkswagen's reputation for high levels of durability and reliability can be experienced in the build quality of the Caravelle, along with extensive active and passive safety features. The Caravelle undoubtedly stands out from the crowd, but above all, it's a vehicle to use and enjoy.



Enter a world of possibilities.

The Caravelle's floor-mounted rail system is designed to let you tailor the interior layout to your own specific requirements. It opens up a world of endless possibilities for passengers and their baggage.

Attention to detail is instantly obvious, with illuminated entry steps inviting passengers to take a seat. Both of the single rear seats feature folding and swivelling mechanisms, ISOFIX child seat mountings, adjustable head restraints and integrated three-point inertia reel seat belts. The three-seater rear bench offers similar levels of comfort and practicality. To increase passenger pleasure, features such as multiple interior lights with reading lamps, heat reflective glass, roller blinds for the side windows and overhead air vents, help create the right atmosphere. Practicality is not forgotten – the multi-functional table can not only be folded and swivelled, but also conveniently slid along the rail system.

Even when carrying seven people, the Caravelle's rear luggage space, together with numerous storage drawers, trays, bins and compartments, ensure that there is ample room for everything you need.



01



02



03



04



05

- 01 Multi-functional table folded.
- 02 Multi-functional table with integral storage compartments.
- 03 Spacious luggage compartment.
- 04 Rear bench seat slid fully forward to maximise load carrying.
- 05 Flexible rail system.

01 Power steering, front and rear anti-roll bars, independent suspension, ventilated brake discs, Anti-lock Braking System (ABS), Electronic Differential Lock (EDL) and Traction Control System (TCS).

02 Dash mounted gear lever.

03 Multi-functional on-board computer.



Driving pleasure.

It's not only rear seat passengers who will enjoy the Caravelle, in the front a dynamic driving experience and feeling of well-being are encountered behind the wheel. From the leather steering wheel, handbrake grip and gear knob, to the comfortable, supportive seats which feature height, lumbar, reach and rake adjustments, as well as armrests and head restraints, the driver and front passenger are made to feel totally at home. High levels of standard equipment including sports suspension to give a ride that is both comfortable and agile, air conditioning, electric windows, heated exterior mirrors, remote central locking, and a radio/in-dash CD player (2 DIN) with eight speakers further enhance driving pleasure.

The Caravelle has the attention to detail that you expect to find in any Volkswagen car, with standard features including illuminated vanity mirrors and entry steps, time delay interior lights and reading lamps. The ergonomic dashboard is well laid out with all switches and controls conveniently positioned.



- 01 Range of TDI PD diesel engines.
- 02 Powerful and flexible 235PS V6 petrol engine.
- 03 Electronic Stabilisation Programme including Active Rollover Protection (ARP), brake assist system, maximum brake support, prefill and fading brake support and Rain Brake Support.



On the move.

You'll find the Caravelle a joy to drive, with a surprisingly powerful and responsive range of economical TDI PD diesel engines with power outputs up to 174PS, or a V6 petrol engine providing an impressive 235PS. Continual improvements to our engine range provide environmental benefits too and all Caravelle engines now comply with EU 4 legislation. Our diesel engines also benefit from a Diesel Particulate Filter (DPF) which helps cut particulates from exhaust gases. Safety is of course paramount, so every Caravelle is packed with active safety features, such as Anti-lock Braking System (ABS) and Traction Control System (TCS). Passive safety features, such as driver and passenger airbags and side and front curtain airbags, work to minimise injury in the event of an accident.

The Caravelle engine range.

- 130PS TDI PD 2.5 litre, 5 cylinder diesel engine producing 340Nm maximum torque through a 6-speed manual or 6-speed Tiptronic automatic gearbox.
- 174PS TDI PD 2.5 litre, 5 cylinder diesel engine producing 400Nm maximum torque through a 6-speed manual or 6-speed Tiptronic automatic gearbox.
- 235PS V6 3.2 litre, petrol engine producing 315Nm maximum torque through a 6-speed Tiptronic automatic gearbox.



The Caravelle SE.

The Caravelle SE is the perfect combination of comfort, space and flexibility. It's a vehicle that's packed with standard features, designed to offer quality and versatility on the move.

When you look at the Caravelle SE, you'll see a vehicle that's styled with attention to detail. The bumpers, mirrors, protective side mouldings and door handles are all body coloured, contrasted with chrome trim on the radiator grille. The 16" 'Miyato' alloy wheels, clear glass halogen headlights and front fog lights all help to provide an excellent balance of aesthetic looks and practicality.

The interior is no less impressive, with a fully carpeted floor, silicone damped grab handles and aluminium effect decorative inlays. A variety of power sockets are provided so that business passengers can charge their mobile phones or the kids can play electronic games to make the journey more pleasurable. Behind the wheel, the driving experience of the Caravelle SE is enhanced by Volkswagen's signature blue illuminated instrument panel which enables the driver to assess information easily.

Caravelle SE specific features.

- Air conditioning, with dashboard and 'B' pillar vents, manually controlled
- Alloy wheels, 'Miyato' 16" 6.5J x 16
- 'Duo' fabric seat covers
- Steel spare wheel
- Tyres: 215/65 R16




01



02



03



04



05

- 01 'Miyato' alloy wheel.
- 02 Air conditioning controls.
- 03 Heating and ventilation controls for rear passenger compartment.
- 04 Art grey fabric trim with aluminium effect door inserts.
- 05 Luxuriously upholstered 'Duo' fabric seats.



The Caravelle Executive.

When your emphasis is on luxury and style, the Caravelle Executive is the answer. On top of the extensive specifications found in every Caravelle, you'll find a comprehensive package of features that make the Caravelle Executive a highly desirable way to travel.

When your passengers enter the Caravelle Executive through its twin electrically operated side sliding doors the quality is evident. Wide door steps fitted with stainless steel inserts invite passengers to cosset themselves in supportive Alcantara® and leather seats. Privacy glass in the rear passenger compartment adds to that feeling of executive luxury. 'Climatronic' 3-zone electronically controlled air conditioning provides all passengers with the ability to tailor their environment to suit themselves, whether they are in the front or rear.

16" 'LA' alloy wheels (17" 'Solace' alloy wheels with the 235PS V6 petrol engine) enhance its elegant style. Cruise control, an automatic dimming rear-view mirror, heated washer jets and wipers with rain sensor and heated front seats all help to make driving a real pleasure. At the rear the tailgate has a useful power-closing feature, and the luggage area floor includes a stainless steel load-sill cover to help keep your Caravelle Executive looking like new.




01



02



03



04



05

- 01 'LA' alloy wheel.
- 02 'Climatronic' electronically controlled air conditioning.
- 03 'Climatronic' controls for rear passenger compartment.
- 04 Anthracite trim with aluminium effect door inserts.
- 05 Cruise control.



An extra touch of class.

Caravelle Executive specific features.

- Air conditioning, front and rear 'Climatronic' 3-zone, electronically controlled
- 'Alcantara®/leather' seat covers*
- Alloy spare wheel
- Alloy wheels, 'LA' 16" 7J x 16 ('Solace' 17" 7J x 17 on 235PS V6)
- Centre armrest on rear seat bench
- Cruise control
- Heated front seats
- Heated windscreen washer jets
- Instrument panel additional features include, battery voltmeter, oil temperature gauge and silver instrument surrounds
- Load sill cover, stainless steel
- Privacy glass in rear passenger compartment
- Rain sensor and automatic dimming rear view mirror
- Side sliding doors, electric
- Side sliding door steps with stainless steel inserts
- Tailgate, power latching
- Tyres: 235/60 R16 (235/55 R17 on 235PS V6)



05

* Seat material in contact with passengers is Alcantara®/leather, other areas may be leatherette.



01



02



03



04

- 01 Stainless steel protective trim in front and rear door steps.
- 02 Automatic dimming rear view mirror.
- 03 Electrically operated side sliding doors with safety sensor.
- 04 Stainless steel protective trim in rear luggage compartment.
- 05 Privacy glass on rear side windows.

Standard features.



16" 'Miyato' alloy wheels.
6.5J x 16 alloy wheels with 215/65 R16 C tyres. Fitted as standard on SE. Not available on 235PS V6 model.



16" 'LA' alloy wheels.
7J x 16 alloy wheels with 235/60 R16 tyres. Fitted as standard on Executive. Not available on 235PS V6 model.



17" 'Solace' alloy wheels.
7J x 17 alloy wheels with 235/55 R17 tyres. Fitted as standard on 235PS V6 model. Available as an option on other models.



Comfortable and supportive seats for driver and front passenger.
Ergonomic cab seats feature height, reach, rake and lumbar adjustments, as well as two armrests and a head restraint. Optional swivelling seats are available, but do not have height adjustment.



Control unit for electric door mirrors, windows and central locking.
Controls are within easy reach on the driver's door.



Cruise control.
Fitted as standard on the Executive, speeds over approximately 20mph can be set and maintained until brake or clutch are activated. This useful feature is also available as an option on the Caravelle SE.



3-seater rear bench seat.
All seats come with integral 3-point inertia reel seat belts and head restraints. Centre head restraint can be lowered for visibility. The rear bench can either be removed or folded to form a resting/sleeping area. Two optional single seats can be specified.



3-seater rear bench seat with folding centre armrest.
Fitted as standard on the Executive. Trimmed in Alcantara®/leather and as an option on the SE. Leather upholstery can be specified as an option on both models.



Airbags.
Every Caravelle features side and curtain airbags in the front compartment to protect occupants in the event of a collision. This is in addition to the standard driver and passenger front airbags. Rear curtain airbags are optional.



Dash mounted gear lever.
The dash mounted gear lever is perfectly placed within easy reach of the driver, enabling quick gear changes and a sporty response.



Drinks holders.
Two drinks holders are integrated into the dashboard, while four drinks holders are contained within the multi-functional table in the rear passenger compartment.



Electrical sockets.
Two 12V sockets are positioned in the rear passenger compartment, in addition to one illuminated 12V socket in the cab and one in the rear luggage compartment.



Alarm system.
All Caravelle's feature an alarm system which includes interior and tow away protection with deactivation switches for both functions on the 'B' pillar. The alarm is activated automatically when central locking is operated via the remote keys.



Automatically dimming rear view mirror.
Standard on the Executive, the rear view mirror features photocell control. It dims automatically when the headlights of following vehicles are too bright.



'Climatronic' air conditioning.
Standard on the Executive. Electronically controlled 3-zone 'Climatronic' air conditioning. Individual controls for front left, front right, and rear compartment. Also features rest function and automatic air recirculation with air quality sensor.



Extra large door mirrors.
The large colour coded door mirrors are electrically heated and adjustable. Wide angle sections to each mirror aids parking and safe overtaking. An electric folding mechanism is available as an option.



Fog lights.
Powerful fog lights are integrated into the front bumper and rear light clusters to aid safer driving when visibility is poor.



Glove compartment.
The large glove compartment is lockable and illuminated. It also contains the front passenger airbag deactivation switch, which can be used when carrying a child seat.

Standard features. (continued)



Headlining.
Fitted headlining features two ventilation strips with integral reading lamps and heating and ventilation controls (SE) or rear air conditioning (Executive). Silicone damped grab handles aid entry and exit.



Illuminated step lighting.
A practical and stylish feature. Front and rear sills are illuminated using step lights incorporating 'Caravelle' graphics.



Interior lights.
The cab features one interior light and two reading lights in the roof console, while the rear passenger compartment features an additional four interior lights and four reading lights.



Rail system.
The rail system with roller mountings operates smoothly and extends along the length of the rear passenger compartment. It offers infinite positioning of the rear single seats, 3-seater bench seat and the multi-functional table.



Rear air vents.
'B' pillar air vents with adjustable air flow, give added comfort to occupants in the rear passenger compartment.



Remote control central locking.
For maximum convenience and security, the key fob activates both the remote central locking and alarm system at the press of a button.



ISOFIX child seat mountings.
ISOFIX child seat mountings in the rear passenger compartment are positioned in the first rear row single seats and outer seats of the 3-seater bench seat. They enable child seats to be safely secured to the vehicle structure.



Lighting in rear load compartment.
Convenient lighting is situated in the rear load compartment to aid loading and unloading when dark.



Load securing points.
There are four load securing points in the rear passenger compartment and a further two in the rear luggage compartment.



Roller sunblinds.
Sunblinds with a roller mechanism are fitted to the side windows of the rear passenger compartment. They help reduce build up of heat and shield occupants from dazzle.



Side panels with decorative inlay.
The side panels in the rear passenger compartment feature stylish aluminium inserts which complement the Caravelle's high quality upholstery.



Single seats in rear passenger compartment.
The two single seats in the first rear row of the passenger compartment fold flat, rotate, move freely on the rail system and are removable. They incorporate armrests, head restraints, 3-point seat belts and ISOFIX child seat mountings.



Multi-functional on-board computer.
The multi-functional computer has two memory levels and displays driving time, average speed, average fuel consumption, current fuel consumption, range and distance travelled.



Multi-functional table.
The highly flexible multi-functional table moves freely along the rail system and offers users a choice of table position. It contains useful storage compartments, drinks holders and an ashtray.



Radio/CD player.
Radio/in-dash CD player (2 DIN) with 8 speakers.



Sliding side windows.
All Caravelle models feature stylish, easy to use, sliding side windows. The Executive benefits from privacy glass in the rear passenger compartment, for extra comfort.



Storage compartment within seat base.
This useful space offers handy storage at the base of both front cab seats.



Storage drawers under seats.
Large storage drawers are positioned under the two single seats situated in the first row of the rear passenger compartment.

Standard features. (continued)



Storage in driver and front passenger doors.
Both front doors feature two wide storage compartments. The bottom compartment in each door is able to hold a 1.5 litre drinks bottle.



Storage net on dashboard.
A useful expandable storage net is conveniently fitted to the passenger side of the dashboard.



Storage pocket on seat backs.
The front driver and passenger seats feature a useful storage pocket that's ideal for maps and books.



Storage tray on dashboard.
A handy oddment storage tray on top of the centre of the dashboard helps secure small items while travelling.



Stylish front headlights.
The clear glass halogen headlights are powerful, stylish and offer excellent visibility. A headlight cleaning system can be integrated as a useful option.



Tiptronic, automatic gearbox.
A 6-speed automatic gearbox with Tiptronic is available on 130PS and 174PS TDI PD diesel engines and is standard on the 235PS V6 petrol engine. It features fingertip manual selection, and even a sports mode to utilise the engines power.



Beige leather interior.
Alcantara®/leather upholstery can also be specified in beige on Executive models.



Walnut effect inserts.
Beige Alcantara®/leather interior adds walnut effect door trim inserts in both the cab and passenger compartment.

Optional features.



Integral child seat.
Between 1 and 4 integral child seats can be specified. The normal adult seat, which converts in seconds, is equipped with an integral cushion and special 5-point belt system. Perfect for children between approximately 9 to 36kg.



Net partition for luggage.
The useful net partition offers security and protection from moving luggage. It's easily positioned within locating points in 'B' and 'D' pillars.



Parking heater with timer.
The parking heater works independently of the heating and ventilation system. A timer enables heater to be used when stationary as well as on the move. It's ideal for automatically defrosting the vehicle on frosty mornings.



Parking sensors.
Front and rear ultrasound sensors make parking easier by alerting the driver to potential hazards. An acoustic warning signal sounds as the vehicle approaches an obstruction.



Satellite navigation system.
The perfect solution to help you quickly get from A to B. This optional satellite navigation system replaces the standard radio/in-dash CD player and features colour display, dynamic route guidance with RDS radio and CD changer control.



Sleep pack.
This useful option includes a bed extension to increase the sleeping area. Other items include privacy curtains and an elasticated bed cover to protect the upholstery, together with 3 drawers/load through facility in base of 3-seater bench.



Sliding and tilting sunroof.
Made of glass and featuring an integral sun shield, the electrically operated sliding and tilting sunroof can be controlled using automatic pre-selection.



Thermal box.
The electrically operated insulated box keeps food and drinks cool or warm. It has a capacity of 32 litres, sufficient space for 1 litre bottles to stand upright, while 1.5 litre bottles can easily be accommodated on their side.



Towbar.
Available for all models, towbar features a removable ball and 13 pin socket. An adaptor is available from your nearest Volkswagen retailer, allowing connection to twin 7 pin sockets.

Standard equipment.

Body.

- 2 front doors
- Body coloured exterior mirror housings and door handles
- Body coloured protective side moulding
- Bumpers, body coloured
- Chrome trim on radiator grille
- Clear glass headlights
- Covered sliding door guide
- Fuel tank, lockable (80 litre capacity)
- Heat reflective glass
- Jack and tool kit
- Mirrors: convex with lower wide angle section on passenger's side, spherical with outer wide angle section on driver's side
- Self supporting and galvanised full steel body
- Side sliding doors left and right with sliding windows
- Tailgate
- Towing eyes, front screw-in and rear fixed to body
- Underbody made up of long and cross members

Interior equipment.

- 6 folding silicone-damped grab handles, with coat hooks
- Carpet floor covering

Interior equipment front.

- 1 hook on lower dash on front passenger side
- 1 open storage compartment in dash panel including mobile phone holder
- 2 drinks holders
- 2 storage compartments in dash panel beneath outer air vents
- 2 storage compartments in driver and passenger door, lower holds 1.5 litre bottle
- 2 sun visors, folding and pivoted
- Air vent in driver's door - bottom right
- Ashtray
- Dash mounted gear lever
- Driver and passenger seats with height, lumbar, reach and rake adjustment and armrests
- Grab handle at 'A' pillar, left
- Illuminated vanity mirror and document pocket in both sun visors

Interior equipment front. (continued)

- Interior entry steps, illuminated
- Interior light and two reading lamps in overhead console, with switch-off delay and contact switches in all doors
- Leather covered steering wheel, handbrake grip and manual gear knob
- Lockable glove compartment
- Storage compartments in outer side of driver and passenger seats
- Storage net on lower dash passenger side
- Storage pockets on front seat backrests

Interior equipment rear.

- 2 longitudinally adjustable single seats in 1st row, drawers in base, folding, integrated seat belts, removable, swivelling
- 2 luggage compartment lights
- 3-seater bench seat in 2nd rear row with bed function, folding backrest, integrated seat belts, removable
- 4 interior lights and 4 reading lamps
- Aluminium decorative inlays in rear passenger compartment
- Drinks holders
- Interior entry steps, illuminated
- Luggage compartment cover (only with 3-seater bench seat, deleted with optional sleep pack).
- Multi-functional table with ashtray, drinks holder, running in rails and storage compartments
- Rail system for unlimited seat configuration
- Roller blinds for side windows
- Vented moulded roof trim

Functional equipment.

- 4 12V sockets, 1 with cigarette lighter
- Air conditioning - see model specific features
- 'B' pillar vents
- Electric windows
- Electric, heated exterior mirrors
- Heated rear window and wash/wipe
- Heater, fresh air system with dust and pollen filter, 4-stage fresh air blower and air re-circulation flap
- Heater, rear
- Instrument illumination, dimmable
- Instrument panel includes brake fluid level indicator, brake pad wear indicator, failure of brake hydraulic circuit, coolant temperature display, external temperature display, digital clock, fuel gauge, rev counter, trip computer, speedometer with total mileage and trip counter, warning lamps for handbrake applied, door/tailgate opening and washer water level, visual and acoustic driver's seat belt reminder
- Radio/in-dash CD player (2 DIN) with 8 speakers
- Remote central locking with deadlocking and internal locking button, 2 remote keys supplied
- Side sliding doors, power latching
- Warning buzzer for lights left on
- Windscreen wiper with 2-speed operation, variable intermittent delay and washer/wiper system (including touch/sweep function)

Running gear.

- 16" running gear (17" on 235PS V6)
- Front and rear axle: anti-roll bars, front and rear, front McPherson strut suspension, independent suspension, rear miniblock springs, telescopic shock absorbers
- Hydraulic brake system with ventilated disc brakes and ABS: Anti-lock Braking System
- Power steering
- Sports suspension

Safety and security equipment.

- 2 reversing lights
- 3rd brake light
- 6 lashing points in passenger and luggage compartment
- ABS: Anti-lock Braking System
- Airbag for driver and passenger with passenger airbag deactivation
- Airbags, side and front curtain
- Anti-theft protection: alarm with interior (front and passenger compartment) and tow away protection, deactivation switch for both functions on 'B' pillar, breaksafe steering wheel lock, electronic immobiliser 'Transponder', locking wheel bolts
- Childlocks in rear
- Dual tone horn
- EBC: Engine Braking Control (MSR)
- EBD: Electronic Brakeforce Distribution
- EDL: Electronic Differential Lock
- ESP: Electronic Stabilisation Programme including Active Rollover Protection (ARP), brake assist system, maximum brake support, prefill and fading brake support and Rain Brake Support
- First aid bag and warning triangle
- Fog lights, front and rear
- Halogen main headlights
- Headlight range control
- Head restraints, height and tilt adjustable, centre rear 'L' type for optimised view
- ISOFIX child seat mountings in single seats of passenger compartment and 3-seater bench seat (outer seats)
- Laminated glass - windscreen with tinted border between sun visors
- Rear door interior release lever
- Rear view mirror anti-dazzle function
- Safety steering column, height and rake adjustable
- Seat belts, 3-point inertia reel integrated into rear seats
- Seat belts, height adjustment and tensioner for front seats
- Side mounted indicators
- TCS: Traction Control System

Standard equipment. (continued)

Caravelle SE specific features.

- Air conditioning with dashboard and 'B' pillar vents, manually controlled
- Alloy wheels, 'Miyato' 16" 6.5J x 16
- 'Duo' fabric seat covers
- Steel spare wheel
- Tyres: 215/65 R16

Caravelle Executive specific features.

- Air conditioning, front and rear 'Climatronic' 3-zone, electronically controlled
- 'Alcantara®/leather' seat covers*
- Alloy spare wheel
- Alloy wheels, 'LA' 16" 7J x 16 ('Solace' 17" 7J x 17 on 235PS V6)
- Centre armrest on rear seat bench
- Cruise control
- Heated front seats
- Heated windscreen washer jets
- Instrument panel additional features include, battery voltmeter, oil temperature gauge and silver instrument surrounds
- Load sill cover, stainless steel
- Privacy glass in rear passenger compartment
- Rain sensor and automatic dimming rear view mirror
- Side sliding doors, electric
- Side sliding door steps with stainless steel inserts
- Tailgate, power latching
- Tyres: 235/60 R16 (235/55 R17 on 235PS V6)

Recommended retail price list.

Model	Engine size	Model code	Manufacturer's recommended retail prices						Insurance Group**
			Basic retail excluding VAT £ [†]	VAT £ [†]	Total retail including VAT £ [†]	OTR* [†] package £	Total retail including OTR* excluding VAT £ [†]	Total retail including OTR* including VAT £ [†]	
Caravelle SE.									
130PS TDI PD	2.5 litre	7HMC01	23,527.66	4,117.34	27,645.00	760.00	24,213.94	28,405.00	14E
130PS TDI PD Tiptronic	2.5 litre	7HMC03	24,723.40	4,326.60	29,050.00	950.00	25,599.68	30,000.00	14E
174PS TDI PD	2.5 litre	7HMC11	24,889.36	4,355.64	29,245.00	760.00	25,575.64	30,005.00	15E
174PS TDI PD Tiptronic	2.5 litre	7HMC13	26,085.11	4,564.89	30,650.00	950.00	26,961.39	31,600.00	15E
Caravelle Executive.									
130PS TDI PD	2.5 litre	7HMH01	25,570.21	4,474.79	30,045.00	760.00	26,256.49	30,805.00	15E
130PS TDI PD Tiptronic	2.5 litre	7HMH03	26,765.96	4,684.04	31,450.00	950.00	27,642.24	32,400.00	15E
174PS TDI PD	2.5 litre	7HMH11	26,931.91	4,713.09	31,645.00	760.00	27,618.19	32,405.00	16E
174PS TDI PD Tiptronic	2.5 litre	7HMH13	28,127.66	4,922.34	33,050.00	950.00	29,003.94	34,000.00	16E
235PS V6 petrol Tiptronic	3.2 litre	7HMH3	28,893.62	5,056.38	33,950.00	950.00	29,769.90	34,900.00	16E

[†] Calculated at 17.5% on all products.

** As advised by the Association of British Insurers (ABI).

Please see www.abi.org.uk/carinsurance for more information.

*OTR (on the road) package includes the following (band F):

Delivery to retailer	£401.28
Number plates	£20.00
VAT	£73.72
Road fund licence	£210.00
First registration fee	£55.00

*OTR (on the road) package for Tiptronic includes the following (band G):

Delivery to retailer	£401.28
Number plates	£20.00
VAT	£73.72
Road fund licence	£400.00
First registration fee	£55.00

CO₂ emissions-based Vehicle Excise Duty.

Vehicle Excise Duty (Road Fund Licence) is based upon the type of fuel a vehicle uses and its carbon dioxide (CO₂) emissions, measured in grams per kilometre (g/km).

Bands	£
A – up to 100 g/km	0.00
B – 101 to 120 g/km	35.00
C – 121 to 150 g/km	120.00
D – 151 to 165 g/km	145.00
E – 166 to 185 g/km	170.00
F – over 185 g/km	210.00
G – over 225 g/km	400.00

* Seat material in contact with passengers is Alcantara®/leather, other areas may be leatherette.

Caravelle options.

	SE	Executive	Manufacturer's recommended retail prices		
			Basic retail excluding VAT £ ¹	VAT £ ¹	Total retail including VAT £ ¹
Paint options.					
Metallic and pearl paint	•	•	446.81	78.19	525.00
Factory fitted options.					
Airbags - rear, curtain	•	•	217.02	37.98	255.00
Alloy wheels - 'LA' 7J x 16" with 235/60 R16 tyres, 4 with alloy spare	•	s	297.87	52.13	350.00
Alloy wheels - 'Solace' 7J x 17" with 235/55 R17 tyres, 4 with steel spare	•	-	527.66	92.34	620.00
Alloy wheels - 'Solace' 17" with 235/55 R17 tyres, 4 with alloy spare (standard on V6)	-	•	374.47	65.53	440.00
Alloy wheels - 'Maine 5' 7.5J x 17" with 235/55 R17 tyres, 4 with tyre repair kit in lieu of spare wheel					
SE	•	-	553.19	96.81	650.00
Executive	-	•	297.87	52.13	350.00
Battery - second 80Ah (included with parking heater A or B or thermal box)	•	•	119.15	20.85	140.00
CD changer - six disc	•	•	242.55	42.45	285.00
Cruise control	•	s	148.94	26.06	175.00
Mirrors - electrically folding	•	•	102.13	17.87	120.00
Mud flaps - front and rear	•	•	80.85	14.15	95.00
Net partition	•	•	85.11	14.89	100.00
Parking brake - hill hold control	•	•	38.30	6.70	45.00
Parking sensors - front and rear	•	•	306.38	53.62	360.00
Privacy glass - rear ¹	•	s	200.00	35.00	235.00
Roof load rack preparation	•	•	63.83	11.17	75.00
Satellite navigation - colour screen ²	•	•	1,463.83	256.17	1,720.00
Storage drawers - 3 in base of rear bench seat, includes litter bin (not with seat packs 3, 6 or 7, included in sleep pack)	•	•	29.79	5.21	35.00
Sunroof - glass, electric, front	•	•	412.77	72.23	485.00
Tailgate - power latching	•	s	72.34	12.66	85.00
Thermal box - 32 litre (includes battery - second 80Ah)	•	•	302.13	52.87	355.00
Towbar - removable ball with 13 pin socket ³	•	•	391.49	68.51	460.00
Options packs.					
Sleep pack - curtains, bed extension and cover, 3 storage drawers and litter bin (not with seat packs 3, 6 or 7) ⁴	•	•	472.34	82.66	555.00
Visibility pack 1 - headlamp washers and heated washer jets ⁵	•	-	144.68	25.32	170.00
Visibility pack 2 - rain sensor and automatic dimming rear view mirror	•	s	80.85	14.15	95.00
Visibility pack 3 - headlamp washers	-	•	123.40	21.60	145.00
Door packs.					
Side doors - electric	•	s	540.43	94.57	635.00
Heating and ventilation.					
Air conditioning - 'Climatronic' ⁶	•	s	510.64	89.36	600.00
Charcoal canister - for ventilation system	•	•	12.77	2.23	15.00
Parking heater A - with timer, includes battery - second 80Ah	•	•	880.85	154.15	1,035.00
Parking heater B - with timer and remote control, includes battery - second 80Ah	•	•	1,008.51	176.49	1,185.00

	SE	Executive	Manufacturer's recommended retail prices		
			Basic retail excluding VAT £ ¹	VAT £ ¹	Total retail including VAT £ ¹
Seat packs.					
Seats - Alcantara®/leather upholstery with rear centre armrest (includes seat pack 2 - heated front seats) ⁷	•	s	931.91	163.09	1,095.00
Seats - leather upholstery with rear centre armrest ⁷	•	-	1,561.70	273.30	1,835.00
SE (includes seat pack 2 - heated front seats)	-	•	638.30	111.70	750.00
Executive	-	•	638.30	111.70	750.00
Seat pack 1 - driver and passenger swivel seats ⁸	•	•	255.32	44.68	300.00
Seat pack 2 - heated driver and front passenger seats	•	s	200.00	35.00	235.00
Seat pack 3 - rear seating for 4, 2:2 layout (not with sleep pack) ⁹	•	•	0.00	0.00	0.00
Seat pack 4 - one integrated child seat in 1st row ¹⁰	•	•	114.89	20.11	135.00
Seat pack 5 - two integrated child seats in 1st row ¹⁰	•	•	229.79	40.21	270.00
Seat pack 6 - three integrated child seats, two in 1st row, one in 2nd row (includes seat pack 3, not with sleep pack) ⁹	•	•	357.45	62.55	420.00
Seat pack 7 - four integrated child seats, two in 1st row, two in 2nd row (includes seat pack 3, not with sleep pack) ⁹	•	•	476.60	83.40	560.00

- Options.
- Not available.
- s Standard equipment.

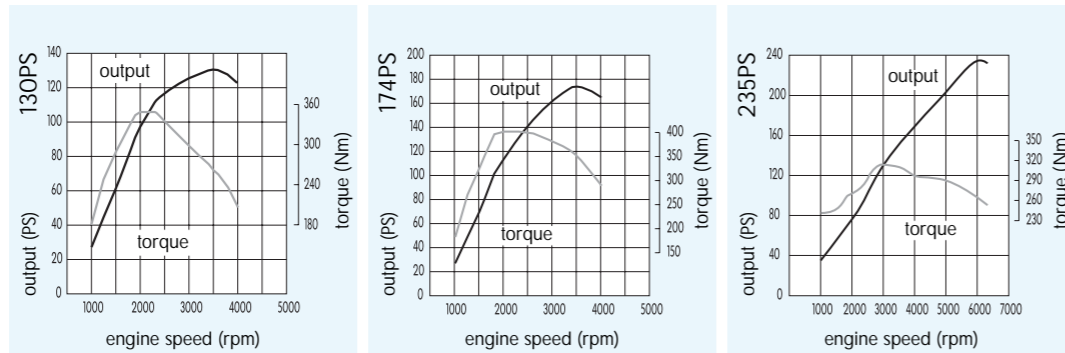
¹ Calculated at 17.5% on all products.

- ¹ **Privacy glass:** All rear and side windows from 'B' pillar back are dark tinted.
- ² **Satellite navigation:** Replaces radio/in-dash CD player, includes RDS radio function and CD changer control, where fitted (satellite navigation unit does not play audio CDs).
- ³ **Towbar:** An adaptor is available from Van Centres, to allow connection to twin 7 pin sockets. Only 1 front towing eye with towbars.
- ⁴ **Sleep pack:** 3 drawers in base/load through facility of 3-seater bench in 2nd rear row. Luggage compartment cover deleted.
- ⁵ **Visibility pack 1:** Heated washer jets standard on Executive.
- ⁶ Alternator upgraded to 180A.
- ⁷ **Alcantara® and leather upholstery:** Seat material in contact with passengers is leather, other areas are leatherette.
- ⁸ **Seat pack 1:** Swivel seats include lumbar support and armrests but do not have height adjustment.
- ⁹ **Seat pack 3, 6 and 7:** Two individual and removable seats with armrests, integral seat belts and ISOFIX mountings for child seats, in lieu of rear bench.
- ¹⁰ **Seat packs 4 and 5:** Child seat includes ISOFIX mountings.

Engine.

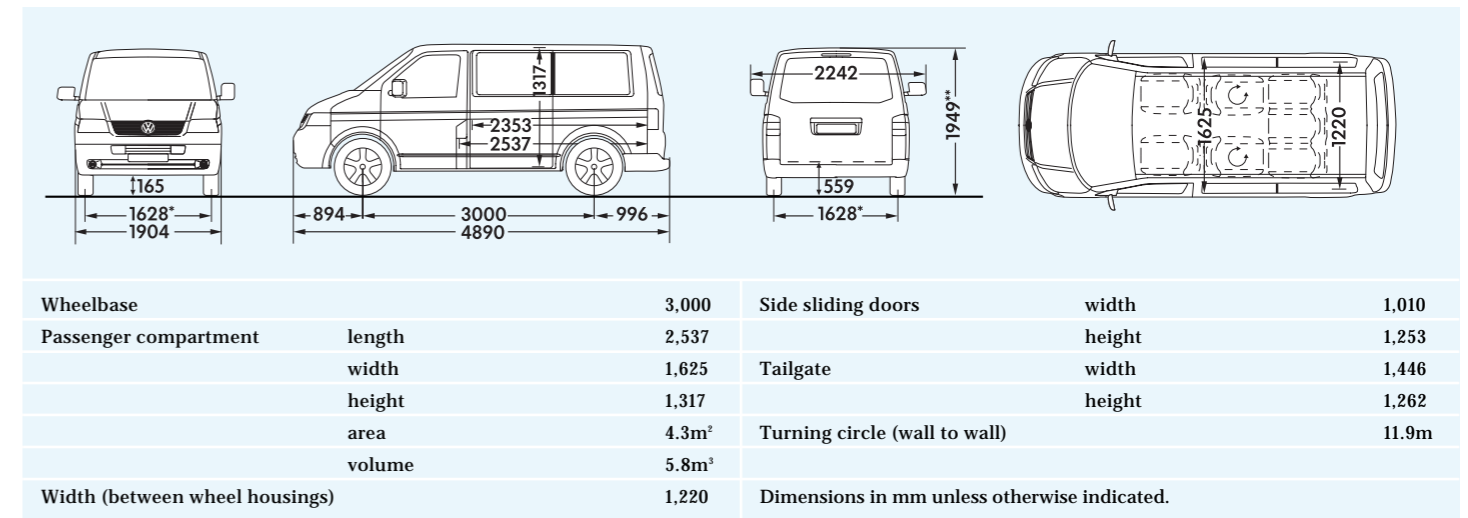
Output	130PS TDI PD	174PS TDI PD	235PS V6
Engine type	Transverse, water cooled, diesel in line variable turbine geometry turbocharger with intercooler	Transverse, water cooled, diesel in line variable turbine geometry turbocharger with intercooler	Transverse, water cooled, petrol narrow angle V6 with continuously variable valve timing
No. of cylinders	5	5	6
Cubic capacity, cm ³	2,460	2,460	3,189
Mixture preparation/ injection method	Unit injector pump direct injection	Unit injector pump direct injection	Electronic multi-point fuel injection
Diesel particulate filter	•	•	-
Output, PS at rpm	130 at 3,500	174 at 3,500	235 at 6,200
Torque, max. Nm/rpm	340/2,000	400/2,000	315/2,950
EU exhaust emission standard	EU 4	EU 4	EU 4
6-speed manual gearbox	•	•	-
6-speed Tiptronic auto	•	•	•
Front wheel drive	•	•	•
Alternator - SE	150A	150A	150A
- Executive	180A	180A	180A
Battery	95Ah (450A)	95Ah (450A)	95Ah (450A)

- Available.
- Not available.



Weights and dimensions.

Model	Gross vehicle weight kg	Engine	Seats up to	Axle load limit front kg	Axle load limit rear kg	Trailer weight braked/unbraked ¹ kg	Gross train weight kg	Unladen weight (incl. fuel) ² kg	Payload (incl. fuel) ² kg
SE	3,000	130PS TDI PD 2.5 litre	7	1,575	1,575	2,500 / 750	5,200	2,313	687
		130PS TDI PD Tiptronic 2.5 litre	7	1,575	1,575	2,500 / 750	5,200	2,313	687
		174PS TDI PD 2.5 litre	7	1,575	1,575	2,500 / 750	5,200	2,313	687
		174PS TDI PD Tiptronic 2.5 litre	7	1,575	1,575	2,500 / 750	5,200	2,313	687
Executive	3,000	130PS TDI PD 2.5 litre	7	1,575	1,575	2,500 / 750	5,200	2,340	660
		130PS TDI PD Tiptronic 2.5 litre	7	1,575	1,575	2,500 / 750	5,200	2,340	660
		174PS TDI PD 2.5 litre	7	1,575	1,575	2,500 / 750	5,200	2,340	660
		174PS TDI PD Tiptronic 2.5 litre	7	1,575	1,575	2,500 / 750	5,200	2,340	660
		235PS V6 petrol Tiptronic 3.2 litre	7	1,575	1,575	2,500 / 750	5,200	2,362	638



Fuel consumption, CO₂ emissions and performance.

Fuel consumption mpg (l/100km), CO₂ emissions (g/km) for Caravelle SE and Executive with 80 litre fuel tank capacity.

Engine	130PS TDI PD 2.5 litre	130PS TDI PD 2.5 litre Tiptronic	174PS TDI PD 2.5 litre	174PS TDI PD 2.5 litre Tiptronic	235PS V6 petrol 3.2 litre Tiptronic
Urban	25.9 (10.9)	22.4 (12.6)	26.6 (10.6)	21.9 (12.9)	15.7 (18.0)
Extra urban	41.5 (6.8)	36.2 (7.8)	39.2 (7.2)	35.8 (7.9)	29.1 (9.7)
Combined	34.0 (8.3)	29.7 (9.5)	33.6 (8.4)	29.1 (9.7)	22.2 (12.7)
CO ₂ emissions	219	251	221	257	303
Acceleration mph (0-62)	15.3	15.4	12.2	12.3	10.5
Top speed mph	104	102	117	114	127

The performance figures listed above apply to vehicles with 6 speed manual and Tiptronic automatic gearbox, without optional extras.

The height measurements listed here may vary by ± 50mm depending on equipment fitted.

Roof load limit and trailer nose weight are both 100kg.

¹ For 12% gradient.

² Unladen weight and payload relate to vehicles without options, which may increase unladen weight and reduce payload.

* 1,620 on 235PS V6 petrol.

** 1,949 maximum.

Paint and upholstery.

Solid	Grey white T7T7	Black A1A1	Summer blue E1E1	Tornado red G2G2	Sari yellow 4T4T
	Reflex silver 8E8E	Shadow blue P6P6	Raven blue 5Z5Z	Pine green 9Y9Y	
Metallic ¹	Off-road grey M3M3	Fresco green 3P3P	Wheat beige D1D1		
	Diamond black Z4Z4	Berry red 9W9W	Samoa red P3P3		
Pearl effect ¹					
Upholstery	EJ Anthracite Duo fabric	EK Anthracite red Duo fabric	EL Anthracite blue Duo fabric	EH Art grey Duo fabric	
	VC Anthracite ² Alcantara®/leather	LA Anthracite ² leather	YA Art grey ² Alcantara®/leather	MV Art grey ² leather	
	YB Beige ² Alcantara®/leather	MW Beige ² leather			



Colour	Fabric	Model	Grey white (T7T7)	Black (A1A1)	Summer blue (E1E1)	Tornado red (G2G2)	Sari yellow (4T4T)	Reflex silver metallic (8E8E) ¹	Shadow blue metallic (P6P6) ¹	Raven blue metallic (5Z5Z) ¹	Pine green metallic (9Y9Y) ¹	Off-road grey metallic (M3M3) ¹	Fresco green metallic (3P3P) ¹	Wheat beige metallic (D1D1) ¹	Diamond black pearl (Z4Z4) ¹	Berry red pearl (9W9W) ¹	Samoa red pearl (P3P3) ¹
			SE	Executive	SE	Executive	SE	Executive	SE	Executive	SE	Executive	SE	Executive	SE	Executive	SE
Anthracite	Duo fabric	Anthracite	•	•	•	•	•	◦	◦	◦	◦	◦	◦	◦	◦	◦	◦
	Duo fabric	Anthracite red	•	•	-	•	-	◦	-	-	-	◦	-	-	◦	◦	-
	Duo fabric	Anthracite blue	•	•	•	-	-	◦	◦	◦	-	◦	-	-	◦	◦	-
	Alcantara®/leather ²	Anthracite	•	•	•	•	•	◦	◦	◦	◦	◦	◦	◦	◦	◦	◦
	Leather ²	Anthracite	◦	◦	◦	◦	◦	◦	◦	◦	◦	◦	◦	◦	◦	◦	◦
				◦	◦	◦	◦	◦	◦	◦	◦	◦	◦	◦	◦	◦	◦
Art grey	Duo fabric	Art grey	•	•	•	•	•	◦	◦	◦	◦	◦	◦	◦	◦	◦	◦
	Alcantara®/leather ²	Art grey	-	-	-	-	-	◦	-	-	◦	◦	-	-	◦	◦	-
	Leather ²	Art grey	•	•	•	•	•	◦	◦	◦	◦	◦	◦	◦	◦	◦	◦
			-	-	-	-	-	◦	-	-	◦	◦	-	-	◦	◦	-
			◦	◦	◦	◦	◦	◦	◦	◦	◦	◦	◦	◦	◦	◦	◦
			◦	◦	◦	◦	◦	◦	◦	◦	◦	◦	◦	◦	◦	◦	◦
Beige	Alcantara®/leather ²	Beige ³	-	-	-	-	-	-	-	-	-	-	-	-	-	-	-
	Leather ²	Beige ³	-	•	-	-	-	-	◦	◦	◦	◦	◦	◦	◦	◦	◦
			-	-	-	-	-	-	-	-	-	-	-	-	-	-	-

Please note: the print processes do not allow exact reproduction of the paint and upholstery colours.

• Available. ◦ Available at extra cost. - Not available.

¹ Metallic and pearl effect paints are available at extra cost.

² Alcantara®/leather upholstery is available at extra cost on Caravelle SE. Leather upholstery is available at extra cost on all Caravelle models. Generally all parts of leather upholstery in direct contact with the driver or passenger are leather, other areas may contain leatherette.

³ Vehicle interior trimmed in beige, includes walnut trim on cab doors and in passenger compartment.

Volkswagen service for your peace of mind.

The Volkswagen warranty.

Three-year warranty.

All Volkswagen Caravelles come with a three-year/100,000 miles warranty, which protects your vehicle against the failure of most mechanical and electrical components due to manufacturing defects. This comprises a two-year manufacturer's warranty with unlimited mileage plus a further one-year/100,000 miles (whichever is soonest) retailer warranty. Should the mileage exceed 100,000 miles within the first two years, the manufacturer's two-year warranty will still be valid. If an additional warranty for subsequent years or higher mileage is desired, it may be purchased from an authorised Volkswagen retailer* or repairer; however, this additional warranty must be purchased before the mileage reaches 100,000. Full details of the three-year warranty are available from your authorised Volkswagen retailer* or repairer.

Three-year Paint warranty.

The paintwork of the Caravelle is covered against manufacturing defects for a period of three years. Naturally, the Caravelle must be cared for in compliance with the operating instructions which will be found in your owner's handbook. Please consult your authorised Volkswagen retailer* or repairer for full warranty details.

12-year Body Protection warranty.

The internal body sections and panels of the Caravelle are covered against rusting through from the inside for 12 years. Naturally, the Caravelle must be cared for in compliance with the operating instructions. Please consult your authorised Volkswagen retailer* or repairer for full warranty details.

Service intervals for Petrol and Diesel Engines.

Volkswagen has always been dedicated to protecting the environment. That's why all Caravelles come with a LongLife service regime. As a result of longer service intervals the engine oil requirement can be significantly reduced over the vehicle's total life, which results in less waste oil to dispose of and reduces the burden on the environment.

The LongLife service regime is so called because there are no set service intervals. The interval between services, depending on how you drive your vehicle and the conditions of use, can be anywhere from 9,000 miles up to a maximum of approximately 18,000 miles or 24 months (whichever comes first). The Service Interval Display in the instrument panel will indicate when a service is required.

This LongLife service regime has been made possible due to the development of new Volkswagen engines with the latest technically advanced long-life oils. These engines use built-in sensors that continually monitor the oil quality, making it possible to enjoy reliable and confident motoring.

If you would like a more traditional service regime the Caravelle can be adapted by your authorised Volkswagen retailer* or repairer to the Time/Distance regime. This can be done at the point of vehicle sale or when an inspection service is carried out. An oil change is required at every 10,000 miles on the Time/Distance regime.

All mileages are approximate as the system uses kilometres as the distance measure. Please consult your authorised Volkswagen retailer* or repairer for full details.

Approved Accessories.

A comprehensive range of accessories from alloy wheels to carpet mats is available to complement the factory fitted option list. Volkswagen approved accessories purchased from and fitted by your authorised Volkswagen retailer* at the point of vehicle sale will also benefit from the three-year vehicle warranty.

Volkswagen Insurance.

Competitive insurance premiums are available to Volkswagen owners through Volkswagen Insurance Service (Great Britain) Limited. Volkswagen Insurance guarantees that all repair work is undertaken by an authorised Volkswagen retailer or repairer. For a quotation, telephone Linkline on **0845 600 8006**.

Extended Warranty.

You may purchase additional vehicle warranty protection. Please contact your authorised Volkswagen retailer* or repairer for further details.

Volkswagen Finance[†].

Volkswagen Finance offers a dedicated service to meet the needs of both the business user and the private motorist. We can help you choose the right type of finance and will tailor the package to meet your specific requirements. Please consult your authorised Volkswagen retailer for details.

[†] Volkswagen Finance is a trading name of Volkswagen Financial Services (UK) Limited.

Volkswagen Roadside Assistance.

Every new Volkswagen purchased benefits from a comprehensive recovery and assistance package across the UK for a full three years, operating 24 hours a day, 365 days a year. Fully trained technicians are able to diagnose and repair most problems at the roadside, using Volkswagen equipment and parts. Where this is not possible we will recover your vehicle to a Volkswagen Van Centre and arrange for a temporary vehicle or accommodation. We also include support for you whilst driving in Europe during your first three years. These services are subject to Terms and Conditions. For full details, please contact your authorised Volkswagen Van Centre or Van Service Centre.

CO₂ Emission.

The weight of a vehicle will influence the level of CO₂ emission it produces; as a result, vehicles with higher levels of specification and factory fitted options may emit higher levels of CO₂.

The CO₂ figure quoted for each vehicle is the maximum possible. The unladen weight of the vehicle is calculated by range at the time of manufacture and the maximum possible CO₂ emission for that weight range is applied according to the Council Directive 80/1268EEC as amended by Commission Directive 1999/100/EC on the approximation of the laws of the member states relating to the carbon dioxide emissions and the fuel consumption of motor vehicles.

Please note: Some of the vehicles shown are fitted with optional equipment at extra charge. All data given and specifications are in accordance with information available at the time of going to print and are subject to change without notice. Vehicles not in current UK stock and customer order vehicles may take a number of weeks for delivery. Certain combinations of vehicle specifications and factory fitted extras are not compatible and therefore all orders received are subject to confirmation. Please check details and availability with an appropriate authorised Volkswagen retailer at the time of ordering. The Volkswagen Caravelle is available through participating Volkswagen Van Centres and participating Volkswagen passenger car retailers.

* The Volkswagen Caravelle is available through participating Volkswagen Van Centres and participating Volkswagen passenger car retailers.

The Caravelle

Brochure and price list

April 2008

This brochure supersedes all previous publications.
2.5k • 0408 • CVW212CPLB

www.volkswagen-vans.co.uk/caravelle

Free Manuals Download Website

<http://myh66.com>

<http://usermanuals.us>

<http://www.somanuals.com>

<http://www.4manuals.cc>

<http://www.manual-lib.com>

<http://www.404manual.com>

<http://www.luxmanual.com>

<http://aubethermostatmanual.com>

Golf course search by state

<http://golfingnear.com>

Email search by domain

<http://emailbydomain.com>

Auto manuals search

<http://auto.somanuals.com>

TV manuals search

<http://tv.somanuals.com>