



# Direct-Vent Furnaces

Attractive styling,  
economical and safe  
heating comfort with these  
popular home furnaces!

Williams' compact, space-saving direct-vent furnaces feature low-cost installation. These models use no inside air for operation.

Heating rooms individually allows comfort in areas being used while saving fuel cost in unused areas.

For additional money-saving efficiency, install our optional blower.



22,000 and 30,000 Btu/hr



14,000 Btu/hr

## **GREAT FOR GARAGE OR WORKSHOP HEATING!**

This model features a sealed combustion chamber that makes it an ideal choice for adding comfort to your garage, workshop or anyplace where heat is needed.

## *Design Features*

- No electricity required
- "Matchless" pilot igniter
- Easy installation -- all vent material included
- All vent caps include built-in "Bird Guard"
- Long-life, ceramic-coated combustion chamber
- Heavy-duty, cast-iron burners
- Automatic temperature and safety controls
- Attractive, durable, soft-white, scratch-resistant finish blends with any décor
- Natural and propane gas models (Conversions kits available)
- Thermostat included, may be wall-mounted or cabinet-mounted



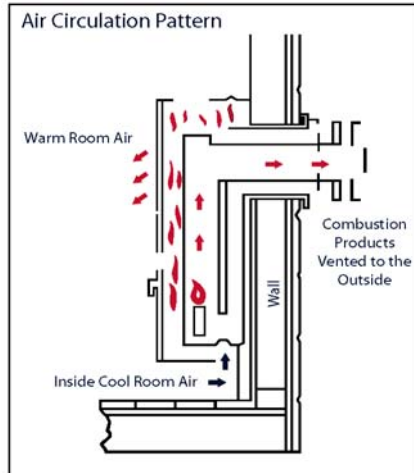
14,000 Btu/hr

# Direct-Vent Furnaces

Model Number		Btu/hr Input Rating	Btu/hr Output Rating	Efficiency Percentage		Dimensions			Maximum Wall Thickness*	Type of Control	Shipping Weight (lbs.)
Natural	Propane			Thermal	AFUE	Width	Depth	Height			
1403622	1403621	14,000	10,039	76	63	18"	7 $\frac{1}{8}$ "	26 $\frac{3}{4}$ "	24"	Millivolt Wall	56
2203622	2203621	22,000	16,462	75	67	32 $\frac{1}{8}$ "	10 $\frac{1}{4}$ "	28"	24"	Millivolt Wall	98
3003622	3003621	30,000	21,849	73	66	32 $\frac{1}{8}$ "	10 $\frac{1}{4}$ "	28"	24"	Millivolt Wall	100

**Gas connection: 1/2" · Equipped with a wall-in or cabinet-mounted thermostat. · All models are rated for 4,500' elevation.**  
**\* Venting shipped with furnace for up to 9" wall thickness, 24" wall thickness available with use of extension accessories.**

## Features



## Direct-Vent Safety

For clean, comfortable heat when and where you want it. The gas flame is completely sealed inside, away from all contact with room air. Air necessary for combustion is drawn into the chamber from outside through direct wall vent, and all combustion products are vented directly to the outside. Only clean, gentle heat, in continuous circulation is delivered into the room. Windows and doors can stay closed because no room air is used for combustion.

## "Matchless" Pilot Igniter

All models include a "matchless" pilot igniter and a glass observation door. Assures convenient pilot lighting without matches.

**Automatic Thermostat -** *Included with all Models*  
 (No Electricity Required)

Equipped with a self-generating, millivolt thermostat that may be wall-mounted or cabinet-mounted.

## Contemporary Finish

Light, soft-white powder-coat, scratch-resistant finish to blend with any décor.

## "Bird Guard"

All vent caps include built-in "Bird Guard".

## Dimensions and Clearances

- 2" from intersecting wall
- 18" from top of appliance to ceiling or other obstruction for 14,000 Btu/hr models
- 24" from top of appliance to ceiling or other obstruction for 22,000 and 30,000 Btu/hr models

**Requires  
No Electricity**

**Great During  
Power Outages**



250 West Laurel Street · Colton, California 92324 USA  
 (909) 825-0993 · Fax: (909) 370-0581 or (909) 824-8009  
 Consumer Line: (888) 256-6465  
 Homeowner Assistance: (909) 426-0978  
 www.e-wfc.com



## Accessories


### High-Capacity Blower

Blower is easily added to the furnace. Comes with a fully automatic fan switch. 115V power supply required.  
**Model 2302** for 22,000 and 30,000 Btu/hr  
**Model 2303** for 14,000 Btu/hr  
 Shipping weight 6 lbs.




### Vent-Cap Guard

Protects pedestrian traffic from heat of vent cap.  
**Model 9308**, Shipping weight 3 lbs.



### Vent Shield Deflection

Insulated, galvanized sheet for all direct-vent units. **Model 4318**, Shipping weight 9 lbs. (Oversized)



### Vent Extensions

To meet your installation needs, all models accommodate optional through-the-wall vent which may extend up to a 24" maximum.

Model	Length	Application	Shipping Weight
9301	15"	22036 & 30036 Series	7 lbs.
9302	24"	22036 Series	10 lbs.
9303	24"	14036 & 30036 Series	10 lbs.
9304	15"	14036 Series	7 lbs.

### Face Panels

Model	Application	Shipping Weight
4309	14036 Series	16 lbs.
4313	22036 & 30036 Series	29 lbs.

### Thin-Wall Collar Kit

For wall thicknesses from 1" to 5". Installs with vent kit. **Model 9307**, Shipping weight 4 lbs.

### Conversion Kits

Btu Size	Natural to	Propane to
	Propane	Natural
14,000	8925	8928
22,000	8926	8929
30,000	8927	8930

### High-Altitude Models

#### Important

- Read owner's manual before using/installing.
- Photographs are representative.
- Check local codes and ordinances for permitted uses.
- Consult installation manual for clearances prior to installation.
- We reserve the right to amend product specifications without notice.
- Installation and servicing recommended by a qualified service person.
- Venting must comply with the installation manual.
- New York approval MEA197-82E Vol 111 on direct-vent models only.
- Massachusetts approval G3-0305-171
- Please read the warranty for any limitations for disclaimers.
- Combustion chamber carries a ten-year limited warranty. All other parts carry a one-year limited warranty.



## Optional Remote Controls Wireless Thermostats Digital Thermostats

*For Use with All Monterey, Direct-Vent Gravity and Console Hearth Heaters*



Model:  
P332492

Retail List Price  
\$220

### Wireless Digital Wall Thermostat

Model: P332491

- ❖ Wireless Thermostat or Manual On/Set/Off Operation
- ❖ Wall-Mounted Installation
- ❖ Easy-To-Read LCD Screen
- ❖ Displays Room Temperature in F° or C°
- ❖ Battery Operated

Retail List Price  
\$197



### Wireless Remote Control

- ❖ Three Functions:
  - On – Off – Thermostat Setting
- ❖ Easy-To-Read LCD Screen
- ❖ Displays Room Temperature in F° or C°
- ❖ Battery Operated
- ❖ Four-Button Control
- ❖ Velvet-Touch Casings

### Digital Wall Thermostat

Model: P332493

- ❖ Wired Thermostat or Manual On/Set/Off Operation
- ❖ Wall-Mounted Installation
- ❖ Easy-To-Read LCD Screen
- ❖ Displays Room Temperature in F° or C°
- ❖ Battery Operated

Retail List Price  
\$80

## Free Manuals Download Website

<http://myh66.com>

<http://usermanuals.us>

<http://www.somanuals.com>

<http://www.4manuals.cc>

<http://www.manual-lib.com>

<http://www.404manual.com>

<http://www.luxmanual.com>

<http://aubethermostatmanual.com>

Golf course search by state

<http://golfingnear.com>

Email search by domain

<http://emailbydomain.com>

Auto manuals search

<http://auto.somanuals.com>

TV manuals search

<http://tv.somanuals.com>