

RANGE COMPOSITION

A range of hoods exploiting the "inductive emission" principle. Untreated air is introduced inside to partly compensate for that removed. This results in better drawing of fumes towards the filter surface and reduced air-treatment costs. The range consists of hoods with 7 different lengths (1600, 2000, 2400, 2800, 3200, 3600 and 4000 mm) and 1800 mm deep.



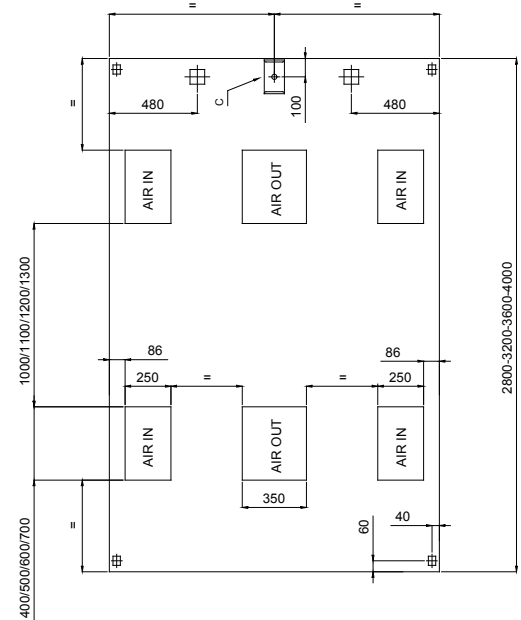
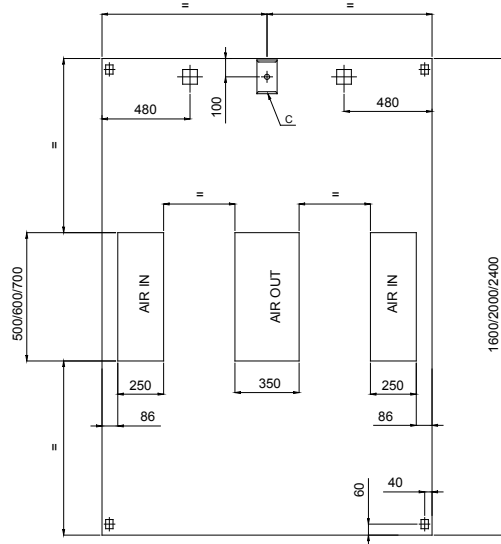
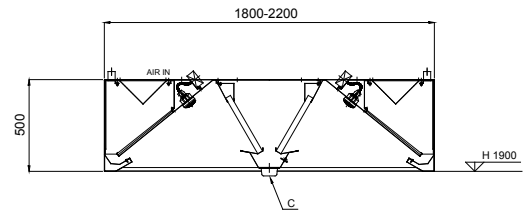
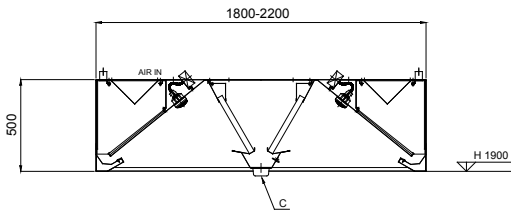
SUPERTREDIL - S line - 1800mm

304 AISI CENTRAL HOODS **ZANUSSI**
PROFESSIONAL

FUNCTIONAL AND CONSTRUCTION FEATURES

- ◆ Constructed entirely in 304 AISI stainless steel.
- ◆ Two separate air circuits (extraction and intake) to reduce the quantity of treated air released in the environment.
- ◆ Rear exhaust with filters and front air intake through a narrow slot sized to obtain the correct induction effect.
- ◆ Perforated panel inside the intake circuit to guarantee a perfect and uniform air distribution.
- ◆ Completely insulated intake area to avoid external condensation.
- ◆ Labyrinth filters in 304 AISI stainless steel easily removable for cleaning. Labyrinth filters guarantee constant filtration to avoid clogging and protect against fire.
- ◆ Perimetral gutter with drain hole to transfer grease into a 304 AISI container.
- ◆ External panels with upturned edges to avoid injuries.
- ◆ The outlet holes are sized in order to minimize drops in pressure.
- ◆ Pressure gauging for perfect calibration.
- ◆ Built-in lighting with protective screen.
- ◆ Available, as optional accessory, an air intake Plenum, which is insulated to avoid condensation.
- ◆ Heating and air conditioning costs reduced up to 60%.

TECHNICAL DATA							
CHARACTERISTICS	MODELS						
	STCF1816 641265	STCF1820 640234	STCF1824 640235	STCF1828 640236	STCF1832 640237	STCF1836 640041	STCF1840 640238
External dimensions - mm							
width	1600	2000	2400	2800	3200	3600	4000
depth	1800	1800	1800	1800	1800	1800	1800
height	500	500	500	500	500	500	500
Air Capacity - mc/h	3700	4600	5500	6400	7300	8200	9100
Net weight - kg.	136	162	188	214	240	266	292



LEGEND

	STCF1816 641265	STCF1820 640234	STCF1824 640235	STCF1828 640236	STCF1832 640237	STCF1836 640041	STCF1840 640238
I - Electrical connection	220 V, 1N, 50/60	220 V, 1N, 50/60	220 V, 1N, 50/60	220 V, 1N, 50/60	220 V, 1N, 50/60	220 V, 1N, 50/60	220 V, 1N, 50/60

OPTIONAL ACCESSORIES

ACCESSORIES	MODELS						
	STCF1816 641265	STCF1820 640234	STCF1824 640235	STCF1828 640236	STCF1832 640237	STCF1836 640041	STCF1840 640238
EXTRACTION PLENUM FOR HOOD 2400 MM			640138				
EXTRACTION PLENUM FOR HOOD 2800 MM				640139			
EXTRACTION PLENUM FOR HOOD 3200 MM					640140		
EXTRACTION PLENUM FOR HOOD 3600 MM						640141	
EXTRACTION PLENUM FOR HOOD 4000 MM							640142
EXTRACTION PLENUM FOR MODUL.HOOD 2400 MM			640143				
EXTRACTION PLENUM FOR MODUL.HOOD 2800 MM				640144			
EXTRACTION PLENUM FOR MODUL.HOOD 3200 MM					640145		
EXTRACTION PLENUM FOR MODUL.HOOD 3600 MM						640259	
EXTRACTION PLENUM FOR MODUL.HOOD 4000 MM							640264
GALVAN. AIR INLET PLENUM FOR HOOD 2400MM			640374				
GALVAN. AIR INLET PLENUM FOR HOOD 2800MM				640375			
GALVAN. AIR INLET PLENUM FOR HOOD 3200MM					640376		
GALVAN. AIR INLET PLENUM FOR HOOD 3600MM						640377	
GALVAN. AIR INLET PLENUM FOR HOOD 4000MM							640378



www.zanussiprofessional.com

Free Manuals Download Website

<http://myh66.com>

<http://usermanuals.us>

<http://www.somanuals.com>

<http://www.4manuals.cc>

<http://www.manual-lib.com>

<http://www.404manual.com>

<http://www.luxmanual.com>

<http://aubethermostatmanual.com>

Golf course search by state

<http://golfingnear.com>

Email search by domain

<http://emailbydomain.com>

Auto manuals search

<http://auto.somanuals.com>

TV manuals search

<http://tv.somanuals.com>