

RANGE COMPOSITION

A range of hoods used mainly over appliances where steam is produced. The filter surface situated on the front of the hood traps the vapours given off at the front by ovens, pots, pasta cookers, bratt pans, dishwashers. The rear baffle directs the fumes towards the filter surface, condensing the steam which is then conveyed through the outer ducting into the discharge. The range consists of hoods with 8 different lengths (1200, 1600, 2000, 2400, 2800, 3200, 3600 and 4000 mm) and 1200 mm deep.



640193

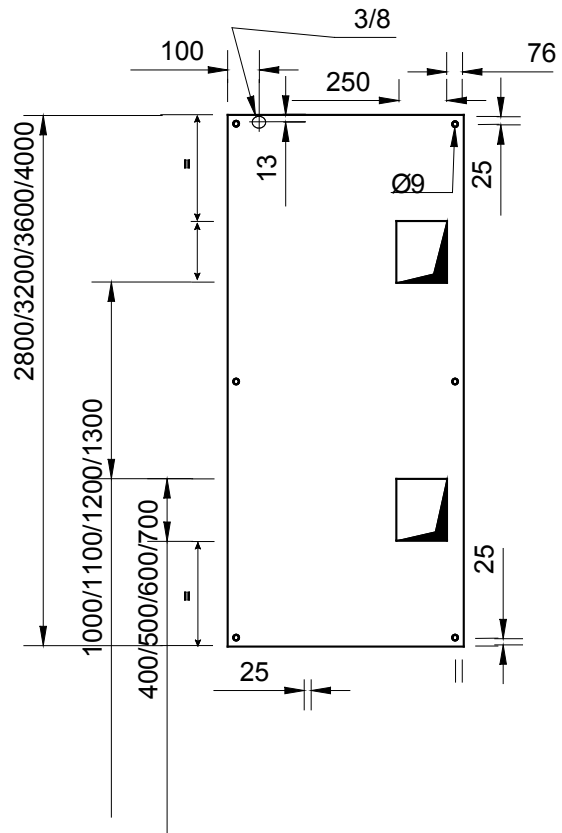
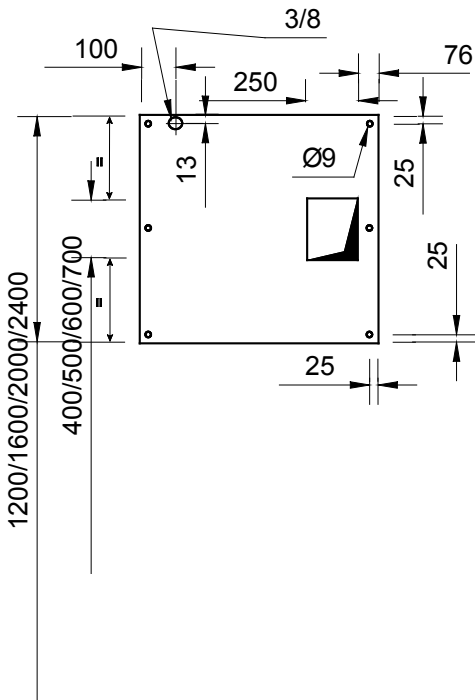
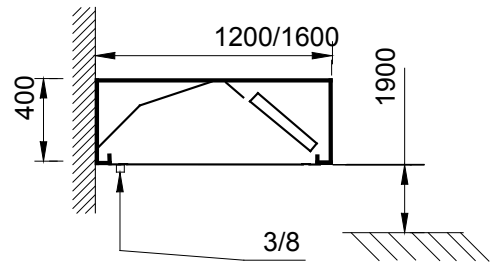
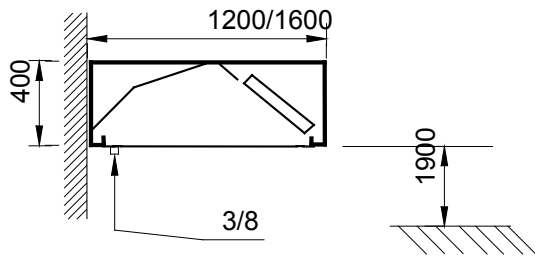
VAPOR - V line - 1200mm

304 AISI WALL TYPE HOODS **ZANUSSI** PROFESSIONAL

FUNCTIONAL AND CONSTRUCTION FEATURES

- ◆ Constructed entirely in 304 AISI stainless steel.
- ◆ Labyrinth filters in 304 AISI stainless steel easily removable for cleaning. Labyrinth filters guarantee constant filtration to avoid clogging and protect against fire.
- ◆ Perimetral welded gutter with condensate drain diam.= 3/8".
- ◆ External panels with upturned edges to avoid injuries.
- ◆ Blind panels in 304 AISI stainless steel for a correct exhaustion.
- ◆ The outlet holes are sized in order to minimize drops in pressure.
- ◆ Pressure gauging for perfect calibration.
- ◆ Internal baffle to facilitate steam condensation and collection.
- ◆ Eyebolts and screw anchors for ceiling installation.
- ◆ Prearranged for installation of lighting.

TECHNICAL DATA								
CHARACTERISTICS	MODELS							
	EPF1212 640188	EPF1216 640189	EPF1220 640190	EPF1224 640191	EPF1228 640192	EPF1232 640193	EPF1236 640194	EPF1240 640195
External dimensions - mm								
width	1200	1600	2000	2400	2800	3200	3600	4000
depth	1200	1200	1200	1200	1200	1200	1200	1200
height	400	400	400	400	400	400	400	400
Air Capacity - mc/h	1600	2200	2700	3200	3700	4300	4800	5300
Net weight - kg.	52	63	74	84	95	106	117	128
INCLUDED ACCESSORIES								
304 S/S BLIND PANEL 400X350H MM	1	1	1	1	2	2	2	2
304 S/S LABYRINTH FILTER H=350 MM	2	3	4	5	5	6	7	8



OPTIONAL ACCESSORIES								
ACCESSORIES	MODELS							
	EPF1212 640188	EPF1216 640189	EPF1220 640190	EPF1224 640191	EPF1228 640192	EPF1232 640193	EPF1236 640194	EPF1240 640195
27-WATT LIGHTING FIXTURE W/1 LAMP-IP 65	680804	680804	680804	680804	680804	680804	680804	680804
36-WATT LIGHTING FIXTURE W/1 LAMP-IP 65		680805	680805	680805	680805	680805	680805	680805
EXTRACTION PLENUM FOR HOOD 2800 MM					640265			
EXTRACTION PLENUM FOR HOOD 3200 MM						640266		
EXTRACTION PLENUM FOR HOOD 3600 MM							640267	
EXTRACTION PLENUM FOR HOOD 4000 MM								640268



www.zanussiprofessional.com

Free Manuals Download Website

<http://myh66.com>

<http://usermanuals.us>

<http://www.somanuals.com>

<http://www.4manuals.cc>

<http://www.manual-lib.com>

<http://www.404manual.com>

<http://www.luxmanual.com>

<http://aubethermostatmanual.com>

Golf course search by state

<http://golfingnear.com>

Email search by domain

<http://emailbydomain.com>

Auto manuals search

<http://auto.somanuals.com>

TV manuals search

<http://tv.somanuals.com>