

# Motorola Cradles & Docking Stations



PAGE 37

**DDN 7496A ML850** Standard Tier Docking Station  
**Features/Benefits**

- Designed using MIL-STD-810F standards
- Internal/protected circuit board and power supply
- Recessed backward facing ports allows for dock to be mounted up to the dash



PAGE 38

**DDN 7506A ML900** Low Tier Docking Station  
**Features/Benefits**

- Simple latching action
- Locating pins for assured computer placement
- Rounded edges to enhance personal safety



PAGE 39

**DDN 7501B ML900** High Tier Docking Station  
**Features/Benefits**

- Designed using MIL-STD-810F standards
- Internal/protected circuit board and power supply
- Recessed backward facing ports allows for dock to be mounted up to the dash



PAGE 40

**NP-MW800-DASH** Radio Cavity In-Dash Solution for MW800  
**Features/Benefits**

- Only designed for the Ford Crown Victoria
- Dash mounted design keeps the mounting system out of the air bag zone
- AM/FM radios and HVAC controls can be relocated if desired



PAGE 41

**SDI 8410** Complete Self-Contained Solution for MW800  
**Features/Benefits**

- Display can be tilted forward up to 45° or back toward the dash 10°
- Display and keyboard can be adjusted up/down for optimal positioning
- CPU box is designed to open easily for maintenance



PAGE 41


**SDI 8400** Complete Pedestal Solution for MW800  
**Features/Benefits**

- Display can be tilted forward up to 45° or back toward the dash 10°
- Display and keyboard can be adjusted up/down for optimal positioning
- CPU trunnion can be mounted vertically or horizontally and allows easy access to CPU

# Motorola Cradles & Docking Stations


## Motorola Docking Station Interface Plate

Item No.	Placement	Weight	Height	Width	Depth
<b>NP-ADPTR-M</b>	Between the DS-CLEVIS, 0-90 CLEVIS, OR QUAD-MOTION TS3 (see pg. 23 for more details on <b>Motion Attachments</b> ) and <b>Motorola Docking Stations</b> (DDN 7508A, DDN 7496A, DDN 7496 SU, DDN 7506A, DDN 7502A, DDN 7501A or DDN 7501A SU)	0.6 lbs.	0.75"	5.0"	3.0"
<b>Features</b> <ul style="list-style-type: none"> <li>- Heavy gauge steel construction for long-term durability</li> <li>- Black powder coat finish for maximum corrosion resistance</li> </ul>					



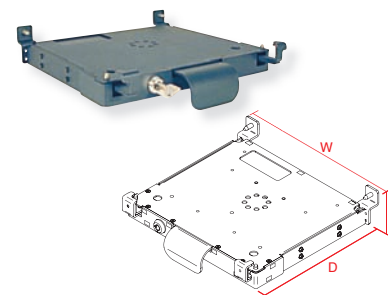
## Motorola Docking Station Shock Isolator Plate

Item No.	Placement	Misc.	Weight	Height	Width	Depth
<b>7110-0885</b>	Positioned between any <b>Motion Attachments</b> and <b>Motorola ML900 Docking Station</b> (Item No. DDN 7501B)	Computer and mount/dock combined weight should not exceed 30lbs.	0.6 lbs.	0.75"	5.0"	3.0"
<b>Features</b> <ul style="list-style-type: none"> <li>- Highly recommended for rugged or harsh environments</li> <li>- Protects equipment from shock and vibration wear</li> <li>- Black powder coat finish for maximum corrosion resistance</li> </ul>						




## Motorola ML850 Low Tier

Item No.	Weight	Height	Width	Depth
<b>DDN 7508A</b>	7.2 lbs.	2.0"	11.0"	10.75"
<b>Features</b> <ul style="list-style-type: none"> <li>- Simple latching action:                             <ul style="list-style-type: none"> <li>- Push in front handle to secure the latching brackets into the computer</li> <li>- Pull out the handle to release the latches</li> </ul> </li> <li>- Locating pins for assured computer placement</li> <li>- Rounded edges to enhance personal safety</li> <li>- Key lock use is optional and not necessary</li> <li>- 3 year limited warranty</li> <li>- Must use the <b>Motorola Interface Plate</b> (NP-ADPTR-M) to attach to any <b>Motion Attachment</b></li> <li>- Heavy gauge steel construction for long-term durability</li> <li>- Black powdercoat finish for maximum corrosion resistance</li> </ul>				



## Motorola ML850 Standard Tier

Item No.	Description	Radio Frequency	Weight	Height	Width	Depth
<b>DDN 7496A</b>	Front handle is curved down	NA	10.5 lbs.	4.5"	11.75"	10.75"
<b>DDN 7496A SU</b>	Front handle is curved up <i>Note: DDN 7496A SU should be used if there could be interference with dock's ability to open smoothly</i>	NA	10.5 lbs.	4.5"	11.75"	10.75"
<b>Features</b> <ul style="list-style-type: none"> <li>- Designed using MIL-STD-810F test procedures</li> <li>- Internal/protected circuit board and power supply protect against dirt and dust</li> <li>- Simple latching action:                             <ul style="list-style-type: none"> <li>- Push in front handle to insert the docking connector and secure the latching brackets into the computer</li> <li>- Pull out the handle to release the latches and disengage the docking connector</li> </ul> </li> <li>- Locating pins for assured computer placement</li> <li>- Floating docking connector for reliable docking connection</li> <li>- Recessed backward facing ports allow for dock to be mounted up to the dash</li> <li>- Loops and slots provided for strain relief of all cables</li> <li>- Rounded edges to enhance personal safety</li> <li>- 1 year limited warranty (printed circuit board and docking connector)</li> <li>- 3 year limited warranty (on all sheet metal components)</li> <li>- Must use the <b>Motorola Interface Plate</b> (NP-ADPTR-M) to attach to any <b>Motion Attachment</b></li> <li>- Heavy gauge steel construction for long-term durability</li> <li>- Black powdercoat finish for maximum corrosion resistance</li> </ul>						
<b>Port Replicator</b> <ul style="list-style-type: none"> <li>- Serial (2) D-sub 9 pin</li> <li>- Parallel (1) D-sub 25 pin</li> <li>- USB (2)</li> <li>- External video D-sub 15 pin</li> <li>- Auxiliary</li> </ul>		<b>Internal Power Supply</b> <ul style="list-style-type: none"> <li>- Operating Temperature: -25° C to 60° C (-13° F to 140° F)</li> <li>- Input Voltage: 12V DC - 19V DC</li> <li>- Output Voltage: 19V DC</li> <li>- Output Amp: 4.7A</li> <li>- Under Voltage Protection: 11.4 cutout</li> <li>- LED Power Indicator Light: Green LED</li> <li>- Docked Indicator Light: Amber LED</li> </ul>				
<ul style="list-style-type: none"> <li>- Reverse Voltage Protection</li> <li>- Over Voltage Protection</li> <li>- Input fused</li> <li>- Output current limit</li> </ul>						



# Motorola Cradles & Docking Stations




## Motorola ML900 Low Tier

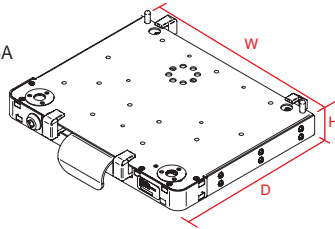
Item No.	Weight	Height	Width	Depth
<b>DDN 7506A</b>	8.5 lbs.	1.5"	11.87"	11.0"

### Features

- Simple latching action:
  - Push in front handle to secure the latching brackets into the computer
  - Pull out the handle to release the latches
- Locating pins for assured computer placement
- Rounded edges to enhance personal safety
- Key lock use is optional and not necessary
- 3 year limited warranty
- Must use the *Motorola Interface Plate (NP-ADPTR-M)* to attach to any **Motion Attachment**
- Heavy gauge steel construction for long-term durability
- Black powdercoat finish for maximum corrosion resistance



Shown:  
DDN 7506A



## Motorola ML900 Mid Tier

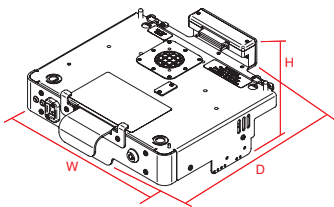
Item No.	Antenna Pass-Through	Weight	Height	Width	Depth
<b>DDN 7502B</b>	None	13.5 lbs.	5.0"	12.0"	11.75"

### Features

- Designed using MIL-STD-810F test procedures
- Internal/protected circuit board and power supply protect against dirt and dust
- Simple latching action:
  - Pull the docking handle forward to insert the docking connector and secure the latching brackets into the computer
  - Push the docking handle back to release the latches and disengage the docking connector
- Locating pins for assured computer placement
- Floating docking connector for reliable docking connection
- Recessed backward facing ports allow for dock to be mounted up to the dash
- Loops and slots provided for strain relief of all cables
- Rounded edges to enhance personal safety
- 1 year limited warranty (printed circuit board and docking connector)
- 3 year limited warranty (on all sheet metal components)
- Heavy gauge steel construction for long-term durability
- Black powdercoat finish for maximum corrosion resistance



Shown:  
DDN 7502B



### Port Replicator

- Serial (2)      D-sub 9 pin
- Parallel (1)    D-sub 25 pin
- USB (2)        4 pin
- External video    D-sub 15 pin
- Ethernet        RJ45
- Auxiliary
- BNC Composite Video

### Internal Power Supply

- Operating Temperature: -25° C to 60° C (-13° F to 140° F)
- Input Voltage: 12V DC - 19V DC
- Output Voltage: 19V DC
- Output Amp: 4.7A
- Under Voltage Protection: 11.4 cutout
- LED Power Indicator Light: Green LED
- Docked Indicator Light: Amber LED
- Reverse Voltage Protection
- Over Voltage Protection
- Input fused
- Output current limit

**Integrated Speaker** Yes

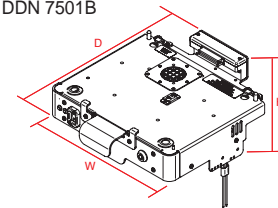
# Motorola Cradles & Docking Stations

## Motorola ML900 High Tier

Item No.	Antenna Pass-Through	Weight	Height	Width	Depth
<b>DDN 7501B</b>	Dual RF (SMA)	13.5 lbs.	5.0"	12.0"	11.75"
<b>Features</b> <ul style="list-style-type: none"> <li>- Designed using MIL-STD-810F test procedures</li> <li>- Internal/protected circuit board and power supply protect against dirt and dust</li> <li>- Simple latching action:                             <ul style="list-style-type: none"> <li>- Pull the docking handle forward to insert the docking connector and secure the latching brackets into the computer</li> <li>- Push the docking handle back to release the latches and disengage the docking connector</li> </ul> </li> <li>- Locating pins for assured computer placement</li> <li>- Floating docking connector for reliable docking connection</li> <li>- Recessed backward facing ports allow for dock to be mounted up to the dash</li> <li>- Loops and slots provided for strain relief of all cables</li> <li>- Rounded edges to enhance personal safety</li> <li>- 1 year limited warranty (printed circuit board and docking connector)</li> <li>- 3 year limited warranty (on all sheet metal components)</li> <li>- Heavy gauge steel construction for long-term durability</li> <li>- Black powdercoat finish for maximum corrosion resistance</li> </ul>					
<b>Port Replicator</b> <ul style="list-style-type: none"> <li>- Serial (2) D-sub 9 pin</li> <li>- Parallel (1) D-sub 25 pin</li> <li>- USB (2) 4 pin</li> <li>- External video D-sub 15 pin</li> <li>- Ethernet RJ45</li> <li>- Auxiliary</li> <li>- BNC Composite Video</li> </ul>		<b>Internal Power Supply</b> <ul style="list-style-type: none"> <li>- Operating Temperature: -25° C to 60° C (-13° F to 140° F)</li> <li>- Input Voltage: 12V DC - 19V DC</li> <li>- Output Voltage: 19V DC</li> <li>- Output Amp: 4.7A</li> <li>- Under Voltage Protection: 11.4 cutout</li> <li>- LED Power Indicator Light: Green LED</li> <li>- Docked Indicator Light: Amber LED</li> <li>- Reverse Voltage Protection</li> <li>- Over Voltage Protection</li> <li>- Input fused</li> <li>- Output current limit</li> </ul>			
<b>Integrated RF</b> Yes					
<b>SMA GPS</b> Yes					
<b>Integrated Speaker</b> Yes					



Shown:  
DDN 7501B

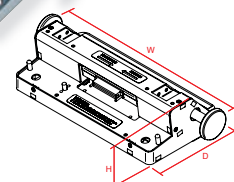


## Motorola ML900 Office Dock

Item No.	Weight	Height	Width	Depth
<b>DDN 7412A</b>	3.5 lbs.	3.25"	13.5"	5.75"
<b>Features</b> <ul style="list-style-type: none"> <li>- Non-rugged port replication with basic I/O function of the vehicular cradles</li> <li>- For use in office environments</li> <li>- Safety pin feature to eliminate improper alignment of computer</li> <li>- Power adapter included with computer</li> </ul>				

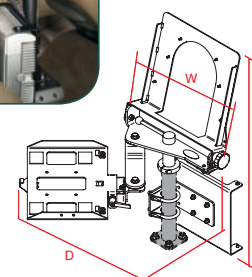


Shown:  
DDN 7412A



## Motorola MW800 Pedestal Mounting Solution

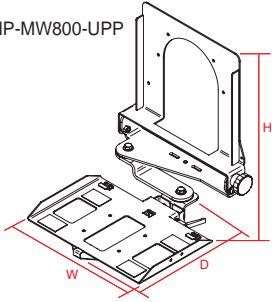
Item No.	Tilt	Swivel	Weight	Height	Width	Depth
<b>NP-MW800-PED</b>	- Display can be tilted up to 90° forward/15° back toward the dash - Keyboard can be tilted up to 90°	- Display can swivel 360° forward - Keyboard can swivel up to 180°	17.7 lbs.	6.8"	14.0"	6.25"
<b>Features</b> <ul style="list-style-type: none"> <li>- The display can easily be tilted forward up to 90° or back toward the dash 15° by loosening the adjustable knob</li> <li>- Handle lever can be loosened for easy height adjustment and swiveling of the display. Features a set collar to prevent the display from falling when making swivel adjustments.</li> <li>- CPU bracket allows for the CPU to be mounted vertically or horizontally</li> <li>- Keyboard articulating arm has 180° range of motion &amp; can be pulled out to position the keyboard for easier typing</li> <li>- Keyboard mount can be tilted up or down for typing comfort and allows the keyboard to be quickly removed and inserted</li> <li>- 3 year limited warranty</li> <li>- Can be inserted into any Gamber-Johnson <b>Lower Tube</b> or <b>Vehicle Base</b> that has a welded lower tube (ordered separately)</li> <li>- Heavy gauge steel construction for long-term durability</li> <li>- Black powdercoat finish for maximum corrosion resistance</li> </ul>						



# Motorola Cradles & Docking Stations



Shown: NP-MW800-UPP

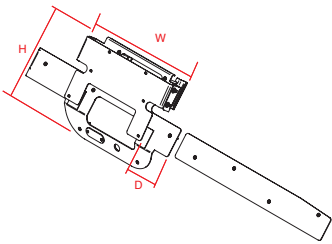


## Motorola MW800 Upper Tube Mounting Solution

Item No.	Tilt	Swivel	Weight	Height	Width	Depth
<b>NP-MW800-UPP</b>	- Display can be tilted up to 90° forward/15° back toward the dash - Keyboard can be tilted up to 90°	<b>No</b> - Mount doesn't swivel on the <b>Upper Tube</b> by itself. Left and right rotational adjustments and height adjustments can be made by the <b>Upper</b> and <b>Lower Tube</b> combination (ordered separately on pg.18-21)	15.5 lbs.	16.34"	13.91"	6.25"

### Features

- The display can easily be tilted forward up to 90° or back toward the dash 15° by loosening the adjustable knob
- Keyboard articulating arm has 180° range of motion and can be pulled out to position the keyboard for easier typing
- Keyboard mount can be tilted up or down for typing comfort and allows the keyboard to be quickly removed and inserted
- 3 year limited warranty
- The MW800 mounting system can be placed on **Standard-Adjustable** or **Quick-Adjustable Upper Tube** (ordered separately on pg. 20) allowing flexibility in how far the equipment extends away from the pole towards the user. The **Upper Tube** can either be placed on any **Lower Tube** or **Vehicle Base** with a welded pole which allows for flexibility in the systems height adjustment (ordered separately)
- Heavy gauge steel construction for long-term durability
- Black powdercoat finish for maximum corrosion resistance



## Motorola MW800 Radio Cavity In-Dash Solution

### Components

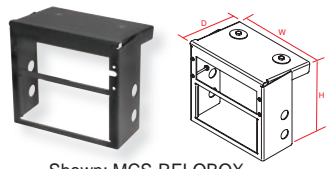
- In-dash bracket, Motorola MW800 mounting bracket and dash replacement panel **Order Separately**
- The In-Dash Mounting Solution **must be supported** by either the **Ergonomic Box** (Item No. MCS-ERGOBOX12) which provides additional radio mounting space or the **Radio/HVAC relocation box** (Item No. MCS-RELOBOX) both are ordered separately

Item No.	Weight	Height	Width	Depth
<b>NP-MW800-DASH</b>	6.5 lbs.	11.5"	12.0" (screen mounting bracket)	9.0"

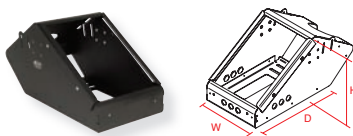
### Features

#### Only for Ford Crown Victoria

- Clean, functional mounting system provides spacious, ergonomically friendly environment for your mobile workforce
- Dash mounted design keeps the mounting system out of the air bag zone
- AM/FM radios and HVAC controls can be relocated in the **Radio Relocate Box** (Item No. MCS-RELOBOX) or the **Ergonomic Console Box** (Item No. MCS-ERGOBOX) if desired, both are ordered separately.
- If relocating the radio in the **Ergonomic Console Box** (Item No. MCS-ERGOBOX) order separately the **Ford In-Dash Radio Bezel** (Item No. 7140-1033).
- 3 year limited warranty
- Heavy gauge steel construction for long-term durability
- Black powdercoat finish for maximum corrosion resistance



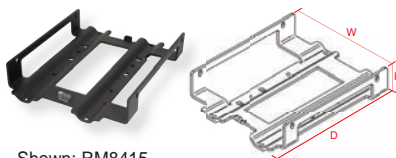
Shown: MCS-RELOBOX



Shown: MCS-ERGOBOX12



Shown: 7140-1033



Shown: RM8415

## Motorola MW800 Radio Cavity In-Dash Accessories

Item No.	Placement	Weight	Height	Width	Depth
<b>MCS-RELOBOX</b>	Attaches into the ashtray cavity and is positioned directly under the Ford Crown Victoria dash (pg. 54)	3.0 lbs.	8.0"	8.7"	5.7"
<b>MCS-ERGOBOX12</b>	On any <b>MCS Top Plate</b> (Item No. MCS-PLATE-S or MCS-PLATE-L) For more information see pg. 53	10.0 lbs.	9.5"	9.0"	13.0"
<b>7140-1033</b>	For use with <b>Ergonomic Console Box</b> (Item No. MCS-ERGOBOX) to relocate the Radio and HVAC controls.	0.30 lbs.	4.5"	8.75"	.38"

**Note** - If using the MCS-ERGOBOX12 you need to order separately the NP-DASH-KT (pg. 54).

## Motorola MW800 CPU Side-Mounting Bracket

Item No.	Placement	Weight	Height	Width	Depth
<b>RM8415</b>	Can be mounted directly to <b>Long Rack-To-Post Platform</b> (Item No. DS-74-L) or any flat surface	3.0 lbs.	2.0"	10.0"	8.13"

### Features

- For use with SDI 8425 and SDI 8425-1
- Heavy gauge steel construction for long-term durability
- Black powdercoat finish for maximum corrosion resistance

# Motorola Cradles & Docking Stations

## Motorola MW800 Complete Pedestal Mounting Solution

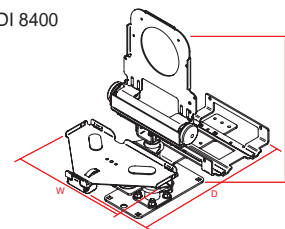
Item No.	Tilt	Swivel	Weight	Height	Width	Depth
<b>SDI 8400</b>	- Display can be tilted up to 45° forward/10° back toward the dash - Keyboard can be tilted down to 90°	- Display can be swiveled 10° toward the driver or passenger	22.0 lbs.	21.5" to 25.0"	12.88"	21.0"

### Features

- Designed specifically to mount to any *MCS Top Plate* or directly to the transmission hump
- Can be mounted to any flat horizontal surface
- The display can easily be tilted forward up to 45° or back toward the dash 10°
- Display and keyboard can be adjusted up/down for optimal positioning
- CPU trunnion can be mounted vertically or horizontally and allows easy access to CPU
- Keyboard articulating arm has 180° range of motion & can be pulled out to position the keyboard for easier typing
- Keyboard mount can be tilted down for typing comfort & allows the keyboard to be quickly removed & inserted
- 3 year limited warranty
- Heavy gauge steel construction for long-term durability
- Black powdercoat finish for maximum corrosion resistance



Shown: SDI 8400



## Motorola MW800 Complete Self-Contained Mounting Solution

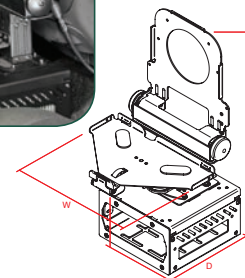
Item No.	Tilt	Swivel	Weight	Height	Width	Depth
<b>SDI 8410</b>	- Display can be tilted up to 45° forward/10° back toward the dash - Keyboard can be tilted down to 90°	- Display can be swiveled 10° toward the driver or passenger	21.0 lbs.	23.38" to 25.88"	12.88"	13.0"

### Features

- Designed specifically to mount to any *MCS Top Plate* or tunnel plate
- Can be mounted to any flat horizontal surface
- The display can easily be tilted forward up to 45° or back toward the dash 10°
- Display and keyboard can be adjusted up/down for optimal positioning
- CPU box designed to open easily for maintenance
- Keyboard articulating arm has 180° range of motion & can be pulled out to position the keyboard for easier typing
- Keyboard mount can be tilted down for typing comfort & allows the keyboard to be quickly removed & inserted
- 3 year limited warranty
- Heavy gauge steel construction for long-term durability
- Black powdercoat finish for maximum corrosion resistance



Shown: SDI 8410



## Motorola MW800 Stationary Folding Display and Keyboard Holder

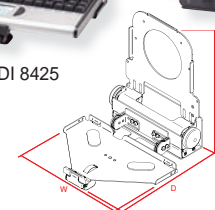
Item No.	Tilt	Swivel	Weight	Height	Width	Depth
<b>SDI 8425</b>	- Display can be tilted up to 45° forward/10° back toward the dash - Keyboard can be tilted up to 90°	NA	11.6 lbs.	13.25"	12.88"	13.13"

### Features

- Designed specifically as a dash mount for vertical mounting in fire engine or EMS cab
- Can be mounted to any flat vertical surface
- The display can easily be tilted forward up to 45° or back toward the dash 10°
- Keyboard mount can be tilted up to 90° for typing comfort & allows the keyboard to be quickly removed & inserted
- *CPU Side-Mounting Bracket* (Item No. RM8415) can be used (ordered separately)
- 3 year limited warranty
- Heavy gauge steel construction for long-term durability
- Black powdercoat finish for maximum corrosion resistance



Shown: SDI 8425



## Motorola MW800 Tilt/Swivel Folding Display and Keyboard Holder

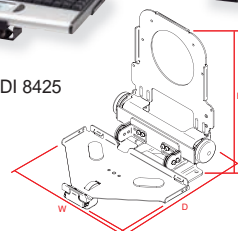
Item No.	Tilt	Swivel	Weight	Height	Width	Depth
<b>SDI 8425-1</b>	Three tilt points: - The display can easily be tilted forward up to 45° or back toward the dash 10° - Keyboard can be tilted up to 90° - Both display and keyboard can be tilted together up to 30° fore/30° aft	Both display and keyboard can be swiveled together up to 60° right/60° left	12.0 lbs.	15.5"	12.88"	13.25"

### Features

- Designed specifically as a dash mount for horizontal mounting in fire engine or EMS cab
- Can be mounted to any flat horizontal surface
- The display can easily be tilted forward up to 45° or back toward the dash 10°
- Keyboard mount can be tilted up to 90° for typing comfort & allows the keyboard to be quickly removed & inserted
- *CPU Side-Mounting Bracket* (Item No. RM8415) can be used (ordered separately)
- 3 year limited warranty
- Heavy gauge steel construction for long-term durability
- Black powdercoat finish for maximum corrosion resistance



Shown: SDI 8425



## Free Manuals Download Website

<http://myh66.com>

<http://usermanuals.us>

<http://www.somanuals.com>

<http://www.4manuals.cc>

<http://www.manual-lib.com>

<http://www.404manual.com>

<http://www.luxmanual.com>

<http://aubethermostatmanual.com>

Golf course search by state

<http://golfingnear.com>

Email search by domain

<http://emailbydomain.com>

Auto manuals search

<http://auto.somanuals.com>

TV manuals search

<http://tv.somanuals.com>