

**Pioneer** *sound.vision.soul*

In-Car Multimedia/Navigation 2003-2004







TOUCH. GO.

BE AMAZED.



Your car can be more than just four wheels and an engine. It can be your ticket to new discoveries, new adventures. With Pioneer's latest DVD Cyber Navi solutions by your side you'll be effortlessly guided to your destination. Stretch a finger and lightly press the innovative touch panel display. You'll find powerful DVD map based navigation ready to take you anywhere in Europe, avoiding traffic events and adjusting to your personal driving style. Be bold. Touch the screen again and immerse yourself and your passenger in stunning digital video and TV, the marvel of DVD-Audio or Pioneer's 5.1 multi-channel surround sound. No matter which Pioneer AV/Navigation solution you choose for your needs, you'll find the journey vanish before you know it.

# NOT ALL CARS ARE CREATED EQUAL

There are cars — and there are cars with Pioneer's DVD AV/Navigation solutions. The difference? Drivers with Pioneer's solutions are calm and relaxed in the face of city and long-distance driving. That's because Pioneer's range of AV/Navigation solutions is designed to appeal to your needs as a driver and as a human being. Our top-of-the-line total in-car entertainment solutions combine intelligent navigation systems with brilliant AV headunits and touch panel operation. A more navigation-oriented solution comes with arrow-type navigation and high-quality CD playback. For drivers who simply just love entertainment there is a pure AV solution offering dazzling AV audio and video. But tastes differ. That's why Pioneer offers a wide range of separate components. So just voice your preference and take your pick. One thing will be certain: you will make any driver and his car jealous!

## TOTAL IN-CAR AV/NAVIGATION SOLUTIONS: GO ALL THE WAY

Different people. Different needs. Pioneer have put their heads together to create perfect AV/Navigation solutions to suit not only your driving style, but your entertainment style as well. Some drivers like to talk. So there are solutions with voice command control. Some like to touch. So reach out and touch with touch panel displays. Some drivers like digital radio. Others like TV or games, or their own MP3 CD-R custom mixes. Some drivers even want to be able to have DVD movies for their backseat passengers while they play the music they like in the front. With Pioneer, you can truly have it all.



## ARROW NAVIGATION SOLUTION

In-car entertainment that shows you where to go. If you don't want an entire system to take over your car but you still want navigation functionality, then Pioneer's arrow navigation solution is the answer. It fits into your dash like a normal audio headunit, plays your favourite CD/CD-R music over the kind of high quality audio system you've come to expect from Pioneer and gives you turn by turn directions around the town or the countryside while simple arrows point the way.




## PURE AV SOLUTION

Let the music and movies carry you away. Pioneer meets every entertainment desire you and your passengers may have. Play your favourite custom MP3/CD-R mixes or catch every note as it was meant to be heard with the 5.1-channel, high-resolution, surround sound of DVD-Audio. Passengers can watch TV, play their favourite games or even watch the latest DVD hit in a sound environment that rivals home theatre. No matter your preference, Pioneer's AV solutions ensure that there are plenty of entertainment options to keep you and your passengers thrilled for hours on end.







#### AV/NAVIGATION COMPONENTS: MIX 'N MATCH

Want to customise your navigation or AV solution? Maybe add some rear seat displays or an AV headunit to an existing navigation system? Pioneer has a complete line-up of components, all of which are designed to enhance and integrate seamlessly with your current Pioneer AV or navigation system.

#### AV/NAVI ACCESSORIES & SPECIFICATIONS

Get the full specs on each Pioneer solution and component or just browse Pioneer's range of handy accessories. There's everything you need to expand your AV/Navigation system with accessories such as connection cables, mounting kits for display units, remote controls and much more.

# DIFFERENT PEOPLE. DIFFERENT NEEDS. DIFFERENT SOLUTIONS.

No matter what your preference. No matter what your needs. Pioneer has the solution. Choose between full-featured all-in AV/Navi solutions where Navigation and AV functionality are integrated into one seamless working system. Or opt for a simpler approach where you have arrow-type navigation and CD music playback and add what you want later. If entertainment is your heart's desire, then Pioneer has pure AV solutions that provide you with the best possible combination of DVD, CD and MP3 playback with superb audio performance. With Pioneer, the choice is always yours. So go ahead. Navigate, discover and enjoy.



**AVIC990HVT consists of:**  
AVIC-800DVD, AVH-P7500DVD (Multi-channel DVD AV headunit with touch panel display), CNDV-30 (DVD map disc)

## AVIC990HVT MULTI-CHANNEL DVD AV/NAVIGATION SOLUTION WITH DVD-AUDIO PLAYBACK & TOUCH PANEL OPERATION



NEW

Want intelligent navigation? Top-quality AV with a wide variety of playback options? Or how about multi-channel surround sound while you navigate your way around Europe? This top-of-the-line, integrated AV/Navigation solution redefines in-car entertainment. Pioneer's DVD map navigation covers the whole of Europe on just one DVD disc. The intelligent built-in RDS-TMC tuner makes for real time traffic rerouting so you will reach your destination as swiftly and smoothly as possible. All of at a mere touch of the screen, with an innovative touch panel display. When you need both hands on the wheel there's always voice command control over most key functions. But that's only half the story. DVD-Audio playback means sound that equals that of a recording studio, even in stereo. The AV headunit is compatible with most disc formats. Played over Pioneer's impressive 5.1 multi-channel surround sound system, you will surely be amazed. The result. A complete AV/Navigation system that's second to none.



### SYSTEM BENEFITS

**NAVIGATION:** Europe on 1 DVD-ROM Disc • Built-in RDS-TMC tuner for real-time traffic re-routing • Advanced search, (re-)routing and guidance functions • 4 Guidance Modes (including Driver's View) • Built-in PC card slot **AUDIO/VISUAL:** 7-inch Anti-Glare, Low-reflection wide-screen touch panel display • Dual Zone operation with front Video and rear AV output • DVD-Audio/Video, DVD-R/RW, VideoCD, CD/CD-R/RW/MP3 compatible • **Built-in DSP with Auto EQ and Automatic Time Alignment** • 10-character sub-display • MOSFET 50 W x 5 amplifier • D4Q Digital AM/FM tuner **OPERATION & CONNECTIVITY:** Touch panel operation • Voice Recognition • 10-key Card-type remote for advanced DVD-Video Functions • Back-up camera input • 6-channel Hi-Volt (5 V) Pre-Outs • RCA AV In/Out



### Touch Panel Display Operation

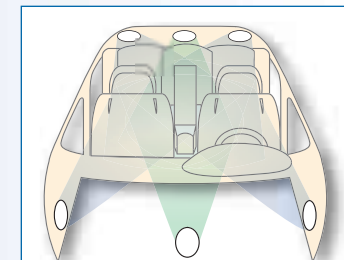
The AVH-P7500DVD and AVH-P6500DVD AV headunits both come with a fully motorised touch panel colour display. Their anti-glare screen surfaces are highly readable and — thanks to Pioneer technology — fingerprint resistant as well. With their easy-to-use interface, all you have to do is touch the screen to control almost your entire in-car system. To give AV commands, such as selecting a chapter of a DVD-Video movie or selecting a radio preset, simply push the corresponding on-screen button. The superfast, precision touch screen technology is also the perfect partner for a Pioneer DVD Cyber Navi unit. Searching for a destination or a POI (Point of Interest), or even confirming a re-routing option, is simply done with the touch of a finger. Functional has never been this stunning.



### Personalised High-quality 5.1-channel Surround Sound

When Pioneer says "cinema on wheels", they mean it. The AVH-P7500DVD is equipped with built-in Dolby Digital, DTS and Dolby Pro Logic II decoders to wrap you and your captive "audience" in rich 5.1-channel surround sound. Dolby Digital and DTS are encoding technologies that offer dynamic 5.1-channel surround sound of the purest quality. Dolby Pro Logic II is a great technology that produces surround sound from 2-channel sources. This means you can enjoy 5.1-channel sound from stereo encoded sources like the built-in D4Q Digital AM/FM tuner, CDs or MP3s. Full frequency surround sound comes surging from six speakers: four regular side speakers, one dash-mounted centre speaker\* and a dedicated subwoofer channel for low frequencies. Pioneer is the first in the industry to take complete advantage of Pro Logic II's full features, including the innovative Movie, Music and Matrix modes. Movie mode approximates the sound of Dolby Digital from Dolby Surround soundtracks. Music mode creates a rich surround ambience from stereo sources. Matrix mode produces surround sound from mono material.

\* Optional centre speaker TS-CX7 for AVH-P7500DVD.



In-car 5.1-channel surround sound





**AVIC900HVT** DVD AV/NAVIGATION SOLUTION WITH TOUCH PANEL OPERATION



No need for DVD-Audio, but you still want great AV playback coupled with easy navigation? Pioneer's AVIC900HVT is your choice. Featuring intelligent DVD map navigation with a built-in RDS-TMC tuner to take you anywhere in Europe, as swift and easy as possible. Innovative touch panel operation gives you instant access to most functions. Both AV and navigation, literally at your fingertips. When your hands are busy on the wheel voice control will give you instant command over key functions. The AV headunit plays back a wide variety of entertainment formats, from DVD-Video and VideoCD to CD-R/RW and MP3. With Dual Zone operation you can enjoy your music while the passengers watch their videos over optional back screen displays. Long distance driving has never been this tempting.



**AVIC900HVT consists of:**  
AVIC-800DVD, AVH-P6500DVD (DVD AV headunit with touch panel display) CNDV-30 (DVD map disc)



**SYSTEM BENEFITS**

**NAVIGATION:** Europe on 1 DVD-ROM Disc • Built-in RDS-TMC tuner for real-time traffic re-routing • Advanced search, (re-)routing and guidance functions • 4 Guidance Modes (including Driver's View) • Built-in PC card slot **AUDIO/VISUAL:** 6.5-inch Anti-Glare, Low-reflection fully motorised touch panel display • Dual Zone operation with front Video and rear AV output • DVD-Video, DVD-R/RW, VideoCD, CD/CD-R/RW/MP3 compatible • 10-character sub-display • MOSFET 50 W x 4 amplifier • D4Q Digital AM/FM tuner **OPERATION & CONNECTIVITY:** Touch panel operation • Voice Recognition • Back-up camera input • 3-channel Hi-Volt (4 V) Pre-Outs (F + R + Subw) • RCA AV In/Out



**Dual Zone Functionality**

Want to enjoy listening to the AM/FM tuner while the kids watch a DVD cartoon in the back? It's all possible, thanks to the Dual Zone function of the AVH-P7500/6500DVD. Pioneer suggests you combine your AV headunit with the AVR-W6100 flip-down roof-mounted display, the headrest-mounted AVD-W6200, or the huge 8-inch AVD-W8000. When 2 AVD-W6200 rear screens are used, rear seat passengers can each control their AV source with the CD-VS33 AV Selector.



**Smart New Graphical user Interface with Motion graphics**

Pioneer has created a remarkable new Graphical User Interface (GUI) for the touch panel display of their new AV headunits. In every aspect of the units' control, Pioneer's new GUI provides easy and fast operation. Users simply have to touch the display with a finger to operate the various audio and navigation functions. Even advanced sound adjustments, such as DSP or Parametric Equaliser settings, can be made using the touch screen. Confirming the chosen selection requires no more than a quick glance at the screen, so operation is not only fast and easy, but also safe while driving.

In short, this smart and easy-to-use GUI offers straightforward and safe operation, with the added extra of dynamic background visuals.



AVH-P7500DVD GUI



**AVIC850DHV consists of:**

AVIC-900DVD, AVH-P6400CD (AV headunit with built-in CD player), CNDV-30 (DVD map disc), CD-R11 (hand-held remote control)

**AVIC850DHV DVD AV/NAVIGATION SOLUTION WITH DVD-VIDEO PLAYBACK**

**NEW**

Go where few have gone before. This AV/Navigation solution has all of the most important entertainment and navigation features you need to travel with confidence and style. Pioneer's DVD map navigation covers the whole of Europe on one DVD disc while you automatically bypass traffic delays thanks to the built-in RDS-TMC tuner's real-time traffic re-routing data. Meanwhile, relax to your favourite AM/FM station or music CD and enjoy powerful, high-quality audio thanks to the AV headunit's MOSFET 50 W x 4 amplifier. Your passengers will be captivated by the latest DVD hits as they watch DVD-Video over optional rear seat screens. With Pioneer's AV/Navigation solutions traveling might just become your favourite pastime.

**SYSTEM BENEFITS**



**NAVIGATION:** Europe on 1 DVD-ROM Disc • Built-in RDS-TMC tuner for real-time traffic re-routing • Advanced search, (re-)routing and guidance functions • 4 Guidance Modes (including Driver's View) • Built-in PC card slot **AUDIO/VISUAL:** 6.5-inch Anti-Glare, Low-reflection fully motorised screen display • DVD-Video, DVD-R/RW, CD/CD-R/RW compatible • MOSFET 50 W x 4 amplifier • EEQ+ (with HPF/LPF) and SFEQ • Built-in AM/FM RDS tuner **OPERATION & CONNECTIVITY:** Voice Recognition • 10-key Card-type remote for advanced DVD-Video Functions • Rear camera switching • 3 RCA Hi-Volt Pre-Outs (F + R + Subw)



**AVIC800DH consists of:**

AVIC-800DVD, AVH-P6400CD (AV headunit with built-in CD player), CNDV-30 (DVD map disc), CD-R11 (hand-held remote control)

**AVIC800DH DVD NAVIGATION SOLUTION WITH DVD-VIDEO PLAYBACK**

**NEW**

Navigation is more your thing, but you still want powerful in-car audio entertainment. The AVIC800DH is what you are looking for, with voice-controlled navigation on a high-quality display. Pioneer's DVD map navigation doesn't only give you the whole of Europe on one DVD disc. The built-in RDS-TMC tuner makes for real-time traffic information and automatic re-routing. With the AV headunit's MOSFET 50 W x 4 amplifier and EEQ+ equalizer with High and Low Pass Filters audiophiles will surely be astounded by the customizable, quality sound. After a while you are not satisfied with just AM/FM radio and CD playback. This solution has extra connection points so you can complete your set-up with a DAB or TV tuner with rear screens or even a DVD-Video player.

**SYSTEM BENEFITS**



**NAVIGATION:** Europe on 1 DVD-ROM Disc • Built-in RDS-TMC tuner for real-time traffic re-routing • Advanced search, (re-)routing and guidance functions • 4 Guidance Modes (including Driver's View) • Built-in PC card slot **AUDIO/VISUAL:** 6.5-inch Anti-Glare, Low-reflection fully motorised screen display • CD/CD-R/RW compatible • MOSFET 50 W x 4 amplifier • EEQ+ (with HPF/LPF) and SFEQ • Built-in AM/FM RDS tuner **OPERATION & CONNECTIVITY:** Voice Recognition • Rear camera switching • 3 RCA Hi-Volt Pre-Outs (F + R + Subw)



**AVIC750DV**

DVD AV/NAVIGATION SOLUTION WITH DVD-VIDEO PLAYBACK

**NEW**

Boost your car's entertainment system with intelligent navigation and full DVD-Video playback. Just add the AVIC750DV to your existing headunit. The intelligent DVD navigation system has everything you need to make your way across the whole of Europe. It includes a built in RDS-TMC tuner for real-time traffic re-routing data and has four guidance modes including a cool driver's view. Everything is instantly visible over the colourful 7-inch in-dash motorised display which is adjustable to give you the best possible viewing angle. To entertain your passengers, there's full DVD-Video playback along with a composite video input for plugging in extra video sources such as a TV tuner. All this in a solution which can be seamlessly integrated in your dashboard.



**AVIC750DV consists of:**  
 AVIC-900DVD, AVX-7300 (In-dash wide-screen display)  
 CNDV-30 (DVD map disc)  
 CD-R11 (hand-held remote control)

**SYSTEM BENEFITS**



**NAVIGATION:** Europe on 1 DVD-ROM Disc • Built-in RDS-TMC tuner for real-time traffic re-routing • Advanced search, (re-)routing and guidance functions • 4 Guidance Modes (including Driver's View) • Built-in PC card slot **AUDIO/VISUAL:** High-quality 7-inch wide-screen TFT Active Matrix display with fully motorised display panel and adjustable angle • DVD-Video, DVD-R/RW, CD/CD-R/RW compatible **OPERATION & CONNECTIVITY:** Voice Recognition • 10-key Card-type remote for advanced DVD-Video Functions • Built-in AV Selector • RGB and Composite Video input • Built-in OSD

**AVIC700D**

DVD NAVIGATION SOLUTION

**NEW**

Now you can turn your ordinary dash into an intelligent and sophisticated navigation console, if you have a spare DIN slot in your car for this compact in-dash DVD Navigation solution. The navigation headunit slips away under your seat or in the boot. The 7-inch wide-screen TFT Active Matrix will be installed into the dashboard, above your existing audio headunit. A handy steering wheel remote control makes for quick and easy access while voice recognition gives you command over many of the key navigation functions.



**AVIC700D consists of:**  
 AVIC-800DVD, AVX-7300 (In-dash wide-screen motorised display),  
 CNDV-30 (DVD map disc), CD-R11 (hand-held remote control)

**SYSTEM BENEFITS**



**NAVIGATION:** Europe on 1 DVD-ROM Disc • Built-in RDS-TMC tuner for real-time traffic re-routing • Advanced search, (re-)routing and guidance functions • 4 Guidance Modes (including Driver's View) • Built-in PC card slot **AUDIO/VISUAL:** High-quality 7-inch wide-screen TFT Active Matrix display with fully motorised display panel and adjustable angle **OPERATION & CONNECTIVITY:** Voice Recognition • Built-in AV Selector • RGB and Composite Video input • Built-in OSD



## AVIC650VT DVD AV/NAVIGATION SOLUTION WITH DVD-VIDEO PLAYBACK



NEW

An AV/Navigation solution that doesn't take up dashboard space? Pioneer's AVIC650VT solution is designed to complement your existing in-dash headunit without changing your dashboard layout. The unit installs under the seat or in the boot while the 6.5-inch detachable touch panel display mounts onto the dashboard itself. This stylish and functional solution gives you all of the basic features you would want in an AV/Navigation solution. There is fully functional intelligent DVD Navigation with DVD-Video and CD playback. The touch panel display gives you single virtual push-button control over DVD-Video and Navigation functions while integrated voice recognition lets you control basic features with a single voice command. Or entertain the kids during those long drives in the country. Just hook up your selection of AV components and end up with a full in-car entertainment system.



### SYSTEM BENEFITS

**NAVIGATION:** Europe on 1 DVD-ROM Disc • Built-in RDS-TMC tuner for real-time traffic re-routing • Advanced search, (re-)routing and guidance functions • 4 Guidance Modes (including Driver's View) • Built-in PC card slot **AUDIO/VISUAL:** High-quality 6.5-inch wide-screen TFT Active Matrix • Quick-release mechanism for one-touch removal **OPERATION & CONNECTIVITY:** Touch panel operation • Voice Recognition • 10-key Card-type remote for advanced DVD-Video Functions • 2 AV Inputs (Composie) and 1 AV Output (Composite Video)

### AVIC650VT consists of:

AVIC-900DVD, AVD-W6210 (on-dash wide-screen touch panel display)  
CNDV-30 (DVD map disc)

## AVIC600T DVD NAVIGATION SOLUTION



NEW

No need to change your existing CD/RDS tuner or to install a second DIN slot to get exceptional navigation functionality. Pioneer's AVIC600T has been designed to complement your existing headunit without taking over your dashboard. Yet, it still provides the advanced navigation capabilities of Pioneer's DVD Navigation. The navigation headunit fits easily under the seat or in the boot while the touch panel display mounts on your dash. Touch panel operation makes that every function is immediately accessible at the press of an on-screen button or icon. Of course there is always the possibilities to install extra AV components and take full advantage of the power of Pioneer's in car entertainment systems.



### SYSTEM BENEFITS

**NAVIGATION:** Europe on 1 DVD-ROM Disc • Built-in RDS-TMC tuner for real-time traffic re-routing • Advanced search, (re-)routing and guidance functions • 4 Guidance Modes (including Driver's View) • Built-in PC card slot **AUDIO/VISUAL:** High-quality 6.5-inch wide-screen TFT Active Matrix • Quick-release mechanism for one-touch removal **OPERATION & CONNECTIVITY:** Touch panel operation • Voice Recognition • 2 AV Inputs (Composie) and 1 AV Output (Composite Video)



### AVIC600T consists of:

AVIC-800DVD, AVD-W6210 (on-dash wide-screen touch panel display)  
CNDV-30 (DVD map disc)



# SIMPLICITY HAS ITS OWN REWARDS



## ANH-P9R NAVIGATION CD TUNER

Here's a simple way to solve your navigation needs. Pioneer's ANH-P9R doesn't only deliver high-quality audio performance, but great arrow-type navigation as well. The ANH-P9R plays both your CD music collection and your custom CD-R/RW music mixes over an impressive MOSFET 50 W x 4 amplifier. Just one CD-ROM will guide you throughout the whole of Europe, while the built-in RDS-TMC tuner will keep you informed about uncoming traffic events. A single glance at the high contrast and brightness Organic EL display will tell you everything you need to know. Active 3-D animated arrows highlight each turn to take, clearly showing the way as you confidently cruise to places you've never been to before. What's more, this unit is surprisingly simple to use. Six Soft Keys change according to the source hooked up or the function engaged to give you direct, one-touch access to the function you want.

Note: For map coverage and TMC coverage please see page 20.  
Also available as ANH-P9R-BK with black aluminium front panel.

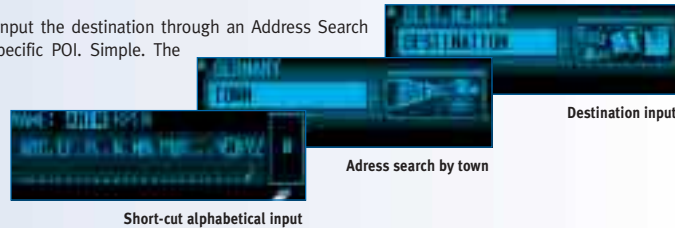
### SYSTEM BENEFITS



**NAVIGATION:** Europe on 1 CD-ROM Disc • Built-in RDS-TMC tuner for traffic **AUDIO/VISUAL:** CD Playback during navigation • OEL Display • MOSFET 50 W x 4 • EEQ Equaliser System • CD-R/RW compatible **OPERATION & CONNECTIVITY:** 'Rotary Stick' and Soft Key operation • 2 RCA Pre-Outs • Full DAB Control • Fully detachable aluminium front panel

### 1-DIN NAVIGATION SEARCHING

Pioneer has gone Simple and Smart. The user can input the destination through an Address Search including country, town and street, or through a specific POI. Simple. The location appears in seconds. Smart.



### 1-DIN NAVIGATION GUIDANCE

An arrow on the OEL display indicates when there's a turn coming up, and the user gets a voice command as well. In addition, the Current Street Name and an advanced warning of the Next Street Name, are always visible on the screen. The driver can use buttons to programme the system to recall bits of stored information such as distance to destination, estimated time of arrival, location status, a list of streets en route to the destination, the current position, a TMC info list and a detour. The user can also input one stop along the way. When the information is recalled, navigation guidance will give a voice command.



1. Current street name 2. Next street name 3. Current time 4. Distance to next turn 5. Location status 6. List of streets en route 7. TMC events on route 8. List of all TMC messages 9. Stop over point 10. Traffic jam avoidance

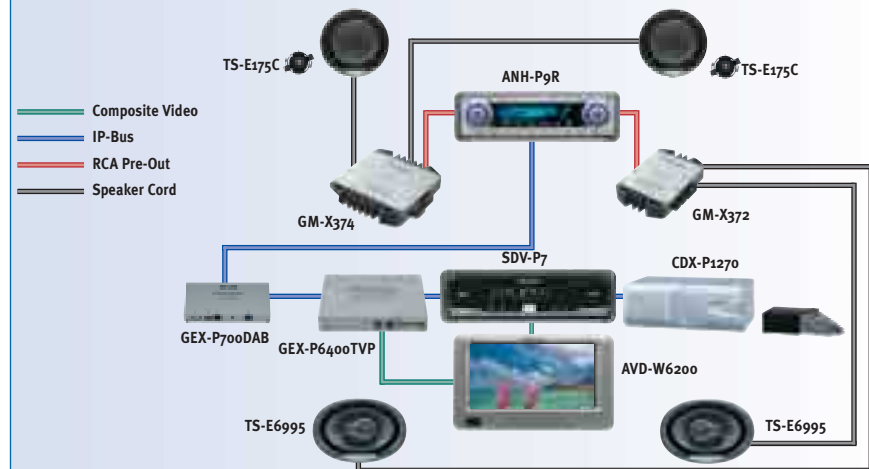
### 1-DIN NAVIGATION ROUTING

This function allows the user to select the routing option that will appear on the screen: Initial Route, Shortest Route, or Fastest Route. Thanks to improved TMC functions, it's even possible to set up this system so it sets a route that will help the user to avoid traffic jams.

### Audio Features

The ANH-P9R(-BK) is loaded with audio features. There's built-in MOSFET 50 W x 4 amplification and EEQ for unrivalled quality and personalised sound. There are even 2 RCA pre-outs built-in so you can plug in extra amplifiers for the best possible sound while maintaining complete flexibility. If that's not enough, the ANH-P9R(-BK) also offer full DAB control for the purest radio reception ever and has useful additions such as automatic switching to FM RDS if the DAB signal gets lost.

### System Set-Up Example



# LISTEN. WATCH. PLAY. BE SWEPT AWAY.

## DVH-P5000MP HIGH POWER DVD/MP3 TUNER

NEW



Take in-car entertainment to a new level of enjoyment. This 1 DIN full-featured MP3/CD RDS tuner and DVD-Video player features a powerful MOSFET 50 W x 4 amplifier combined with the EEQ+ equalizer system and a heart pounding 95 kHz, 24-bit DAC. Dual Zone operation means you can listen to your favourite radio broadcast in the front while your backseat passengers watch the latest DVD-Video hit.

Or take your in-car AV experience to the next level. Hook up the optional DEQ-P7000 multi-channel processor to the optical output and get Dolby Digital and DTS 5.1-channel audio to create an in-car surround sound listening experience that rivals leading home theatre systems. And for the best backseat pictures, connect the roof-mounted AVR-W6100 6.5-inch wide-screen LCD colour display of the car and let the show begin.

### SYSTEM BENEFITS



**AUDIO/VISUAL:** DVD-Video, DVD-R/RW compatible • VideoCD, CD/CD-R/RW/MP3 playback • MOSFET 50 W x 4 **OPERATION & CONNECTIVITY:** Dual Zone operation for Front & Rear • Optical output for DEQ-P7000 Multi-channel Processor • Full function DVH/DVD Remote Control • IP-Bus (DAB, TV)



### ■ Dual Zone Functionality

The DVD-Video player on the DVH-P5000MP DVD/MP3 headunit is primarily intended for rear seat entertainment. Enjoy listening to your favourite radio broadcast on the built-in AM/FM tuner, optional CD changer or DAB tuner up front. Meanwhile, your passengers enjoy watching video from the built-in DVD player from the back seat. For a single rear screen system, Pioneer recommends combining it with an AVR-W6100 and passengers can listen to audio through the IR-headphones. For a multi-rear screen system, the CD-VS33 combined with Pioneer's AVD-W6200 or AVD-W8000 make an unbeatable combination.

### ■ System Set-Up Example





# REAR SEAT ENTERTAINMENT

An AV entertainment system doesn't mean you have to invest in a full range of units and a total in-car overhaul. Here's a simple solution for great entertainment for the front and back alike. A top-of-the-line CD RDS tuner with built-in DVD-Video playback is the ideal choice, as it fits in your car's 1-DIN provision. Add the flip-down roof-mounted display, and let the kids watch a DVD cartoon with their own headphone, while you enjoy high-quality audio behind the wheel. If you want to go all the way, try out the DEQ-P7000 Digital Signal Processor for really impressive 5.1-channel surround sound.

## DEQ-P7000 COMPONENT DIGITAL SIGNAL PROCESSOR (DSP)



The DEQ-P7000 is a very powerful audio processor with a built-in Dolby Digital/DTS/Dolby Pro Logic decoder, built-in MOSFET 50 W x 5 amplifier and 6 Hi-Volt pre-outs for connecting external amplifiers. Its powerful DSP features digitally adapt the sound, allowing you to create a truly personal sound profile. The DEQ-P7000 was designed to be used with the AVH-P6500DVD AV headunit or the DVH-P5000MP, Pioneer's High Power DVD/MP3 Tuner: this combination brings you full-fledged audio and video along with multi-channel surround sound so real it gets the blood pumping!



## AVR-W6100 6.5-INCH WIDE-SCREEN LCD COLOUR DISPLAY FOR ROOF MOUNT

The AVR-W6100 is a dedicated roof mount screen that is designed to complement the DVH-P5000MP DVD/MP3 headunit or the SDV-P7 single DVD player in rear seat oriented AV systems. It has a 6.5-inch screen that flips down and swivels left and right for your comfort. Extra features abound, including a cordless headphone transmitter, remote control sensors and an optional TV Tuner. The optional AD-RM6100 trim ring is recommended for installation.



## GEX-6100TVP OPTIONAL TV TUNER FOR AVR-W6100

The GEX-6100TVP is a PAL-only TV tuner designed to be used with Pioneer's roof mount screen, the AVR-W6100. It has a single channel antenna and can be controlled via its remote control or with the buttons on the roof mount display.



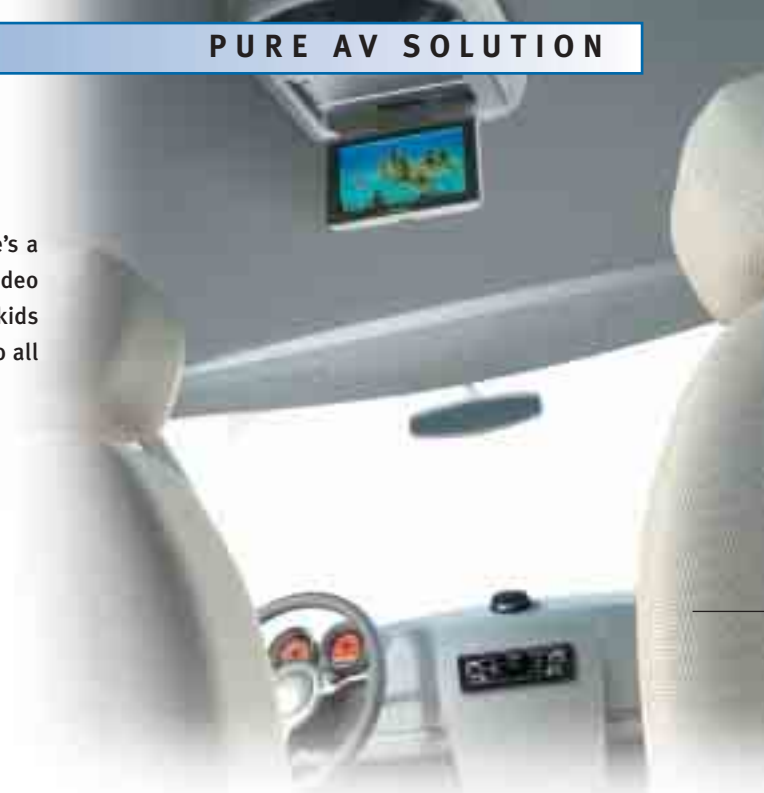
## SE-IRM250 IR HEADPHONES FOR AVR-W6100

These handy cordless headphones are optional with the AVR-W6100 roof mount screen. They feature volume control and noise mute. If they don't receive any input for 3 minutes, the convenient Auto Power function automatically turns them off.



## CD-VS33 AV SELECTOR

This AV Selector unit forms the centre point of a multi-screen rear seat entertainment system. It has 3 AV inputs and 3 outputs, so that each passenger can choose their own video source. Thanks to the front-mounted video input, you can easily connect a portable device, such as a camcorder or a game console. Movies, TV or games... it's all there. And think about this: rear passengers can connect individual headphones to the stereo mini-jacks and enjoy individual volume levels while the driver follows the navigation commands up front.



## AVIC-900DVD

DVD NAVIGATION/AV UNIT

### Navigation/AV Unit

- 1-DIN or hide-away installation
- Voice Guidance and Display MENU (8 Languages Support: English, German, French, Italian, Dutch, Spanish, Danish, Swedish)
- Voice Recognition (6 Languages Support: English, German, French, Italian, Dutch, Spanish)
- 32-bit RISC CPU
- Exclusive Graphic Accelerator for smooth line drawing
- Super-fast operation and Route Calculation
- Built-in RDS-TMC tuner for Traffic Information
- Built-in Hybrid sensor (G-force sensor) for distance correction on slopes
- Built-in GPS receiver
- 4 Guidance Modes (Map Mode, Street List Mode\*, Mixed Mode, Driver's View)
- PC Card Slot built-in (Type II)
- Speaker Out (8 Ω miniplug out) for voice guidance
- Ultra-slim built-in DVD-Video/DVD-ROM/CD Player
- Built-in MPEG 2/1 decoder-stereo sound
- CD functions: Track Scan, CD Pause, Random/Repeat Play
- Region Number: 2

### Accessories

- Voice recognition Microphone
- GPS Antenna
  - Waterproof
  - On-dash/roof mounting
- Power Cable
- RGB cable to connect AVH series
- Steering wheel remote control
- 10-key Card Remote Control for DVD-Video

### DVD-ROM Navigation Disc: CNDV-30

- Application programme and map data on 1 DVD disc
- Coverage Area: UK (incl. Northern Ireland), Germany, France, Italy, Benelux, Austria, Switzerland, Spain, Portugal, Denmark, Sweden, Finland (Helsinki area), the southern part of Norway, Ireland (= Dublin, Kerry and selected motorways), Monaco, Liechtenstein, Andorra, San Marino, The Vatican

\* With Touch Panel operation only.

Note: Street List Mode: becomes Arrow Mode when remote application is available.

## AVIC-900DVD DVD NAVIGATION/AV UNIT

NEW



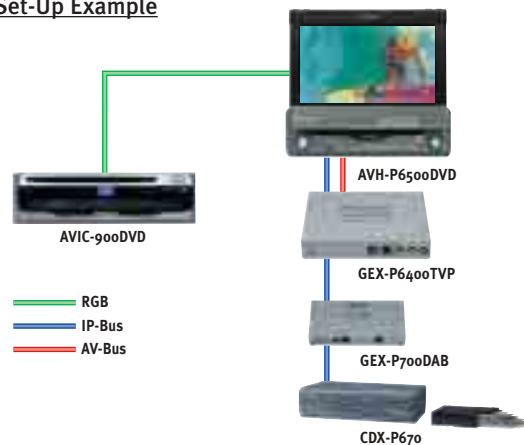
You decide to drive to your annual sales meeting in Brussels from Bristol. Sliding into the front seat, you turn on your top-of-the-line AVIC-900DVD Cyber Navi unit. The easy-to-use GUI on the touch panel display lights up. You tap in your destination, starting with the hotel name, right on the screen. Within seconds the precision system has calculated 6 different routes to get there. You decide to go via France. With a touch on the screen, you select one of the 4 different guidance modes. You choose the original Pioneer Driver's View mode with its 3-D road view, and you're off. A couple of hours later, the TMC receiver alerts you of a traffic jam and quickly suggests an alternative route. Need petrol? Activate the voice command and say "Petrol Station". Your intuitive system displays an on-screen icon indicating a service station nearby. Driving has never been this easy. There's the hotel. After settling in, you take your colleagues for a spin around town, and impress them with a DVD film. You must admit, futuristic navigation is not only a dream, it's reality. Thanks to Pioneer.



Standard



### System Set-Up Example



### DVD-Video/CD Playback

DVD navigation and DVD entertainment combined in a 1-DIN unit! The AVIC-900DVD is the ultimate crossover system. It combines all the advanced features of DVD-ROM navigation with the smashing entertainment capabilities of the DVD-Video format. It's all the things you want in one handy package. DVD-Video advanced functions, like scene and language selection, can be controlled using the AVIC-900DVD's standard card-type remote control. Thanks to the AVIC-900DVD\*, driving has reached a new level of convenience and fun.

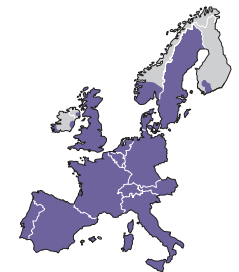
\* In combination with an AV headunit with motorised display or an AVD display.

### "Europe" on 1 DVD Disc

The world is literally getting smaller. With Europe on one disc, the DVD Cyber Navi unit can calculate a detailed route across Europe from door-to-door in no time. The new CNDV-30 DVD map disc delivers a total solution including more roads, more Points of Interest and more house numbers across Europe. With DVD Cyber Navi, you no longer need to switch discs as you cross borders. With unified Europe on one DVD, you will truly enjoy the freedom of the open road.



NAVTECH ON BOARD



DVD Cyber Navi coverage area



AVIC-800DVD DVD NAVIGATION UNIT



A precise, high-end navigation system, the AVIC-800DVD will take you door-to-door across Europe without changing a single disc. Paired with a new Pioneer touch panel display\*, you control your complete navigation system with a simple touch of the screen. The exciting, yet practical interface makes navigating easier and safer than ever before. Opt between 4 guidance modes — including Driver's View, Pioneer's virtual reality feature showing the road in 3-D perspective. Check the traffic reports or zoom in on specific map areas by touching the on-screen icons. Intuitive, the AVIC-800DVD thinks with you: intelligent automatic re-routing warns about upcoming traffic jams and automatically offers an alternative. Besides safe-driving features like hands-free voice control and a standard steering wheel remote, there's a trip logging function to monitor your progress. If you're looking for a complete AV/Navi system, match your AVIC-800DVD with one of Pioneer's new AV headunits. Next to touch panel display operation, you will then also enjoy amazingly enhanced navigation software functionality like the new Street List mode, intelligent re-routing, and Motorway Exit Number guidance. You'll wonder how you ever managed to drive without it.

\* Touch panel display available on AVH-P7500DVD, AVH-P6500DVD and AVD-W6210.



Standard



Fully Featured DVD Cyber Navi Units with Touch Panel Control

Pioneer's new DVD Cyber Navi units come equipped with exciting user benefits.

To start, they were designed especially to be combined with Pioneer's new displays that offer touch panel display operation (AVH-P7500/6500DVD, AVD-W6210). An attractive new GUI (Graphical User Interface) with enhanced graphic capabilities make operation incredibly intuitive and fast. You only need to touch the display to control the entire system and access the information you need. The speed is amazing: every function is immediately accessible by just pressing the appropriate on-screen button or icon. One-touch operation really lets you navigate with ease: press the TMC logo to recall traffic information; the Distance To Next Turn logo repeats the voice message; the Map Scale logo lets you zoom in or out on the map and the ETA (Expected Time of Arrival) logo lets you toggle between ETA and Remaining Driving Time. Touch a road on-screen to recall its name and restart the route calculation.

If you opt for a touch panel display, you will benefit from additional useful capabilities such as the Street List guidance mode, Intelligent Re-routing, more detailed TMC voice messages, and the Motorway Exit Number guidance feature. On top, thanks to the CNDV-30, you will enjoy a larger map coverage area, extended TMC coverage, and many more POI than ever before.

The DVD Cyber Navi units come with a standard steering wheel remote control — the perfect solution for hands-on-the-wheel navigation control; use it to perform further control instructions while driving.

If you wish to combine your new AVIC navigation unit with an AVH-P6400CD/R AV headunit, you will need the CD-R11 integrated remote to control your AV/Navi entertainment combo. The 2003 DVD Map disc CNDV-30 includes both Touch Panel Display and Remote Control application software. The correct software will upload automatically depending on the type of connected display.

NEW

AVIC-800DVD

DVD NAVIGATION UNIT

Navigation Unit

- 1-DIN or hide-away installation
- Voice Guidance and Display MENU (8 Languages Support: English, German, French, Italian, Dutch, Spanish, Danish, Swedish)
- Voice Recognition (6 Languages Support: English, German, French, Italian, Dutch, Spanish)
- 32-bit RISC CPU
- Exclusive Graphic Accelerator for smooth line drawing
- Super-fast operation and Route Calculation
- Built-in RDS-TMC tuner for Traffic Information
- Built-in Hybrid sensor (G-force sensor) for distance correction on slopes
- Built-in GPS receiver
- 4 Guidance Modes (Map Mode, Street List Mode\*, Mixed Mode, Driver's View)
- PC Card Slot built-in (Type II)
- Speaker Out (8 Ω miniplug out) for voice guidance

Accessories

- Voice recognition Microphone
- GPS Antenna
- Waterproof
- On-dash/roof mounting
- Power Cable
- RGB cable to connect AVH series
- Steering wheel remote control

DVD-ROM Navigation Disc: CNDV-30

- Application programme and map data on 1 DVD disc
- Coverage Area: UK (incl. Northern Ireland), Germany, France, Italy, Benelux, Austria, Switzerland, Spain, Portugal, Denmark, Sweden, Finland (Helsinki area), the southern part of Norway, Ireland (= Dublin, Kerry and selected motorways), Monaco, Liechtenstein, Andorra, San Marino, The Vatican

\* With Touch Panel operation only.

Note: Street List Mode: becomes Arrow Mode when remote application is available.

System Set-Up Example



TOUCH PANEL DISPLAY OPERATION

NEW



Stretch your finger and press. That's all you need to know to control Pioneer's DVD Cyber Navi units. Pioneer's new DVD in-dash AV headunits and the AVD-W6210 on-dash displays now all feature touch-panel operation to make operation simple and fast. Want traffic information? Press the TMC logo. Or press the MAP Scale logo to zoom in and out on the map. To toggle between ETA (Expected Time of Arrival) with Remaining Driving

Time, just press the ETA logo. It's all that easy and it's 4-times faster than using a remote control. AV commands, such as selecting a chapter of a DVD-Video movie or selecting a radio preset, are also just icons and buttons to be pressed. As a final touch, Pioneer's touch panel displays are even fingerprint resistant so the image stays clear and the screen stays clean.



Touch Panel Display

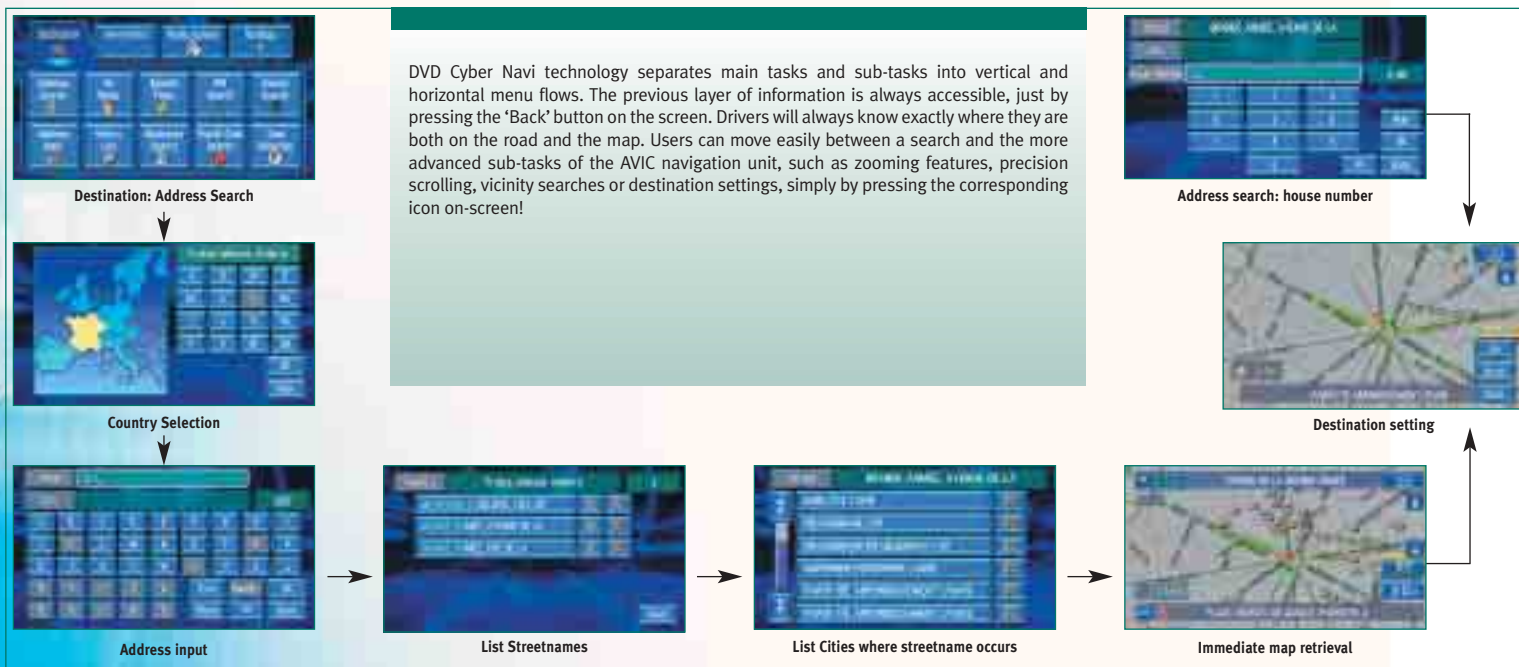


Navigation functions that are only available when connecting a touch panel display to the AVIC models, are indicated with the Touch Panel Ready logo.

# DVD NAVIGATION SEARCHING



Never get lost or take a wrong turn again. Just enter the street name, town, postcode or Point of Interest on the touch panel display and Pioneer's DVD Cyber Navi units guide you to their precise location, right down to the house number. You can even keep your hands on the wheel when searching. Use the voice interface to store and retrieve information at your spoken command. Got a stop to make? Enter up to five additional points along your route and the Cyber Navi units automatically re-routes you to each.



**Destination Registration**

Discovered a really great place to visit and you think you might want to return? With Destination Registration you can create your own personal Travel Guide! Just name the destination you visited or attach a warning tone or an icon to it. So the next time you pass that way again, the DVD Navigation unit will automatically inform you with warning tone or with an icon on the map.




Icons (design not final)

**Point of Interest (POI) Search and Vicinity Search**

So much to see and do, so little time! Pioneer's 2003 DVD Map now contains over 700,000 Points of Interest (POI) ranging from restaurants to golf courses plus much more. If you're looking for a particular place, destination searches by place name or category make it easy to find. Or if you suddenly find that your petrol gauge is running a little low, make a quick vicinity search to find nearby petrol stations.

Destination search by name or by category: when the user wants to find that Japanese restaurant he has been hearing about.



Select 'Restaurant' on the POI list

Select 'Japanese' on the Restaurant subcategory

Available Japanese restaurants

Vicinity search: when the user is looking for a specific restaurant in the area.



Type in the name of the restaurant

Available restaurant in your area

Map with location of restaurant



**Superfast Menu Flow with touch panel operation**

The touch screen user-interface is designed to help you find addresses quickly and with a minimum of fuss. For instance, type in the first letters of the street you're looking for in the virtual keyboard and a list of streets appears that you can scroll simply by moving a finger up and down the scroll bar.

Just press the desired street name that you want to get directions for. A handy "Show Map" icon appears next to each street name giving you immediate access to map information. Or press the "Cross Street" icon if you need to find a particular house number. As you travel, the screen shows you exactly where you are both on the road and the map. You can also move easily between a search and the more advanced sub-tasks of the AVIC navigation unit, such as zooming features, precision scrolling, vicinity searches or destination settings, simply by pressing the corresponding icon on-screen!



**Interactive Touch Panel Display Operation**

In Pioneer's DVD Cyber Navi units, maps are fully interactive. Scroll on the map with your fingertip and up pops map and POI information in the vicinity of the cursor position, telling you what you need to know about the surrounding area. Got a meeting in a new city? What better way to find nearby parking than to have a map show you precisely where it is.



Interactive touch panel display

**DVD NAVIGATION ROUTING**



How do you like to drive? Lots of highways? Or maybe you prefer the scenic route? Pioneer's DVD Cyber Navi puts you in control by calculating up to 6 routes simultaneously! You then have the option to have each route appear in a different colour using the Visual Route Selection by colour code option and to view a preview for each. To help you make the best choice for you, the unit shows you which is the fastest route (time priority), the shortest route, (distance priority), the alternative route, the fastest route avoiding motorways, the shortest distance avoiding motorways or the alternative route avoiding motorways. You can even personalise the system to avoid toll roads or ferries.



Intelligent Auto Re-route (design not final)



Route Selection by colour code

**Intelligent Auto Re-route**

Made a wrong turn on a programmed route? Not to worry. The DVD Cyber Navi computer has an improved Intelligent Automatic Re-routing feature that automatically detects your missed turn and instantly recalculates a new route to your destination from your new location. If your initial route was one of the 6 routing options, then the unit chooses a route along the same basic shape as the original. The unit's built-in intelligence even adapts according to how you drive. Let's say you typically like to take last-minute short cuts. The unit will be able to tell if your turn was deliberate or a mistake and recalculate the new route based on this judgement. Of course, the choice is always up to you. That's why detailed traffic information and re-route alternatives are offered before the final choice is made. Either way, you don't lose any time getting back on track.



New for 2003 is that this automatic re-routing feature functions intelligently! It adapts the re-routing strategy based on the driver's previous behaviour. For example, the DVD Cyber Navi computer will be able to evaluate whether the driver has made a driving "mistake" (missed a turn), has left the route deliberately, or has made a shortcut, and will recalculate the route based on this judgement.

In addition, the DVD Navigation units offer more detailed traffic information and present re-routing alternatives before asking for confirmation of a re-routing decision. Either way, users will not lose any time getting back on track — Pioneer's Automatic Re-routing features are not only intelligent, but SUPERfast.



# DVD NAVIGATION GUIDANCE



Pioneer's DVD Cyber Navi units make it easy to know where to go at a glance by giving you 4 different guidance modes. There's the original Driver's View Mode, showing you moving along a 3-D view of the road ahead. If you like to see where you are at all times, use the Map mode, which shows your car as an icon on a full-screen overview map or the Mixed mode which shows both the overview map and arrow-type navigation in a split-screen. The Street List mode is useful when you get close to a destination as it shows a minimum of two arrows and the corresponding street names in order. No matter which you choose, you can count on precise mapping and navigation data. What's more, you'll never miss a turn with the First Voice Guidance feature which uses large arrows to show you imminent turns and small arrows for those coming up next. There's even Motorway Exit Number guidance to tell you which exit number to take from highways and Automatic Intersection zoom to tell you which way to go in junctions. And at all times, the touch panel display stays interactive so you can quickly get extra information at the touch of an on-screen button or icon.



Driver's View mode



Mixed mode



Map mode



Street List mode



Automatic Intersection Zoom: motorway condition


### ■ Detailed AUTOMATIC Intersection zoom

Whenever you come to a junction, the Automatic Intersection Zoom magnifies the junction image so you can clearly see which route to take. The feature works in all modes except the Driver mode.



### ■ Built-in TMC (Traffic Messaging Channel)

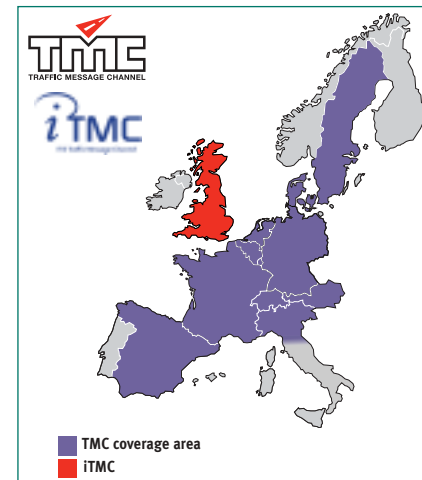
Traffic jams are a thing of the past with Pioneer's new DVD Cyber Navi units. The built-in TMC (Traffic Message Channel) receiver gives up-to-the-minute detailed traffic information and even displays real-time traffic events within 100 kilometres in countries where real-time TMC traffic information is available. If a problem or traffic event occurs, you'll automatically be presented with an alternative route. There's even a special menu function listing all current traffic events in the area.



Traffic events list



TMC Routing



### ■ What's On Your Screen

What's on the screen? These DVD Navigation units display images that provide all the information a user needs to get to a specific destination.



Press this button to toggle between [Expected Time of Arrival] and [Remaining Driving Time]

Press this button to change the map orientation from [North Up] to [Heading Up]

Press this button to see the list of Traffic Events in your area

Press this button to check if there is traffic on your route

Press this button to activate Voice Recognition

'Distance To Destination' Press this button to toggle between the [Distance to Destination] and [Distance to the next Via Point]

'Distance to next turn' Press this button to hear the voice instruction related to the next manoeuvre

Press this button to change the map scale

# PIONEER DVD TECHNOLOGIES

## DISSOLVE LIMITATIONS



### Voice Control In Your Own Language

Talk to your DVD Cyber Navi and tell it what to do. Pioneer's DVD Cyber Navi units feature speaker independent voice recognition in 6 European languages! Use simple voice commands to set, change or cancel routes, run address searches using the international alphabet (Alpha, Brava, Charlie, etc), change the map scale and much more. You can even use voice control to quickly access frequently used and complex functions and to control audio and video functions of connected AV headunits.



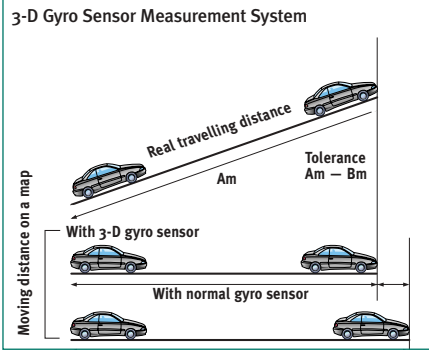
Voice recognition menu (design not final)

### 3-D Gyro Sensor Built-in

The DVD Cyber Navi units don't miss a beat and check everything they can to keep you from getting lost. Each unit has a unique 3-D Gyro Sensor built-in and connected to the speed pulse wire in the car to take measurements in three directions: height (up/down), speed (distance) and direction (left/right). The sensor calculates inclines and even detects special road features such as tunnels so you always know exactly where you are!



3-D Gyro Sensor



### 1-DIN Installation

In the trunk, under the seat or in a dashboard slot. Pioneer's DVD Navigation units are compact and flexible enough to support the installation option of your choosing. The AVIC-900/800DVD units fit into a standard 1-DIN slot or can be hidden away horizontally under the seat or in the trunk. Wherever you install it, the 3-D Gyro Sensor keeps everything on track. Add your choice of Pioneer navigation display elements and speaker outputs for voice guidance to make your installation fit your exacting needs.



AVIC-800DVD installed under the passenger seat



AVIC-900DVD installed in-dash

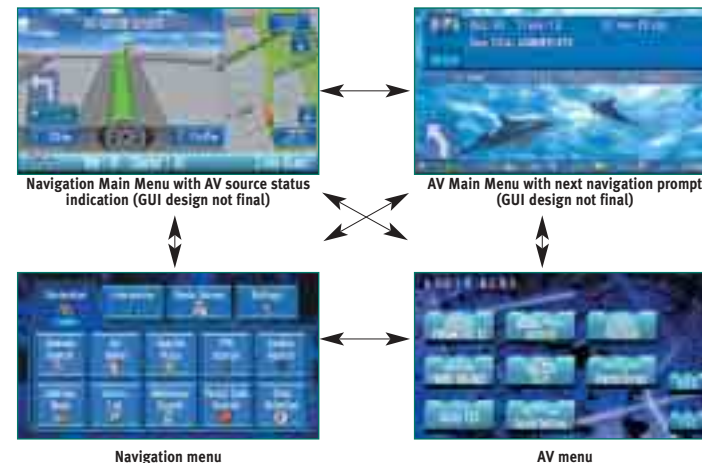
# INTEGRATION

## AV AND NAVIGATION



Integration of AV and Navigation takes on a whole new meaning this year with Pioneer! The AVH-P7500/6500DVD AV headunits work as one with the DVD Cyber Navi units. By installing both the DVD Cyber Navi unit and AV headunit, you get a seamless solution with a single graphic user interface and integrated menus to control both your navigation and AV functions, all at the touch of your finger using the touch panel display or at the command of your voice using voice recognition. Even installation is made easier as the two solutions are designed to seamlessly connect together with just a few cables, saving you valuable space and installation time.

What's more, even if you own last year's models, the AVIC-9/8-II, you can take advantage of all of this year's great features just by purchasing the CNDV-30 DVD Map which updates your software. Or if you own last year's AV Master, the AVM-P9000R, you just need to buy the CD-RGB26P connection box to hook up to your newly purchased AVIC-900/800 DVD Cyber Navi Unit.



### Basic Flow Scheme AV and Navigation Menus

As shown on this diagram, the user can switch smoothly between the AVIC-900/800DVD Navigation and AV headunits' AV display menus at any point in the menu.





DVH-P5000MP HIGH POWER DVD/MP3 TUNER

NEW



Powerful performance and outstanding looks, is what you'll find in this full-featured 1-DIN MP3/CD RDS tuner with DVD-Video playback. Connect one of Pioneer's displays for all the thrills and chills of in-car DVD. With Dual Zone operation, you'll immerse yourself in pure Pioneer audio — thanks to a MOSFET 50 W x 4 amplifier and the EEQ Plus Equaliser system — while the backseat passengers watch a DVD film. The DVH-P5000MP also features high-quality 96 kHz, 24-bit DAC for when you play your DVD disc through the built-in amp. If you're really going for the in-car surround sound experience, use the optical output to hook up the optional DEQ-P7000 multi-channel processor for sumptuous Dolby Digital and DTS 5.1-channel audio.



**MP3** ■ More Music with MP3

In recent years the popularity of MP3 has soared. An MP3 compatible headunit allows consumers to enjoy an amazing selection of MP3s on the road, without the hassle of a pile of discs. Since MP3 files are highly compressed, more songs can fit on one disc — up to 10 music CDs! Music files can be edited and archived into as many as 8 layers of subfolders. Convenient features such as "Random Play" (over folder or disc) and "Repeat" (over folder or file) are supported, as is "Resume", where the player restarts from the same file after the car is started again.

Pioneer MP3 players all support multi-session discs and are compatible with ISO9660 Level 1 & 2 and Romeo & Joliet file systems, with file names and titles of up to 32 characters. Pioneer players do not support Packet Mode (or UDF format) written files.

All Pioneer MP3 players come equipped with stunning buffering capabilities, so they are all able to handle data rates from 16 kbps to 320 kbps and VBR Variable Bit Rate recordings!

Note: CD-R and CD-RW discs should be finalised before use.

■ Full Function DVH/DVD Remote Control

The DVH-P5000MP has a full function DVH/DVD remote control. Users can switch its operation mode between DVD mode (only the built-in player can be operated by the remote control) or DVH mode (all sources can be operated by the remote control).

DVH-P5000MP

HIGH POWER DVD/MP3 TUNER

**Tuner**

- Adaptive RDS (PI, PS, AF, TP/TA)
- PTY (Search and Alarm)
- News interrupt feature
- Radio Text
- D4Q Digital AM/FM Tuner
- BSA (Best TP Station Auto Search)
- High speed PLL Synthesiser tuner
- PNS (Pulse Noise Suppressor)
- 24 Presets
- BSM (Best Stations Memory)

**DVD/CD/MP3 Player**

- DVD-Video/VideoCD/MP3 CD Player
- DVD-R/RW and CD-R/RW playback
- Region Number: 2
- 10-bit D/A converter (Video)
- 24-bit D/A converter (Audio)

**DVD Capabilities**

- DVD-Video/VideoCD Playback with Direct Search Chapter/Track/Title/Group, Next/Previous, Fast Forward/Reverse, Pause, Track/Chapter Repeat, Condition Memory (30 discs), Playback Control (VideoCD only), Direct Search Title/Group/Chapter/Track/Time

**CD Capabilities**

- CD Playback with Track Scan/Pause/Repeat, Random Play, Disc Title Memory, CD Text, List Search
- 96 kHz/24-bit DAC
- 24-bit D/A Converter
- Fast forward/reverse
- Track Search/Scan/Repeat
- Track/Manual search
- Last position memory
- Disc Title Memory

**Audio Visual**

- IP-Bus input
- Optical digital output
- RCA Audio output (L + R) for rear entertainment
- RCA Video output (Front + Rear)

**Audio**

- MOSFET 50 W x 4 max. output power (watts)
- 4 x 27 W DIN output power watts (DIN 45324, +B = 14.4 V)
- Built-in EEQ (Easy EQ) Plus system with 5-mode factory preset equaliser, 1 custom preset equaliser, 3-band parametric equaliser, Source Equalisation Memory, 3-mode Loudness, and HPF/LPF Network
- SFEQ (Sound Focus Equaliser)
- Direct Sub Drive
- L/R level meter
- Level Indicator
- Loudness
- Source Level Adjuster
- Fader
- 2 RCA Pre-Outs (Front +Subwoofer or Non Fading)

**General**

- Multi-CD Control
- ITS (Instant Track Selection) for MCD
- Source TV Control
- DAB Tuner Control
- Source DVD Control
- External unit control via IP-Bus
- AUX-In (with optional CD-RB20)
- Standard remote control
- ISO Connector
- Digital clock
- Multi-colour LCD Display
- Flap-type Front Panel
- Removable Front Panel
- Cellular telephone auto muting
- Flexible angle installation (0 — 30°)

## AVH-P7500DVD

MULTI-CHANNEL DVD AV HEADUNIT

- Pioneer Graphical User Interface (GUI) with full-colour virtual reality graphics

### Display

- 7-inch wide TFT active matrix LCD colour display
- Touch panel operation
- High quality AGLR (anti-Glare, Low-Reflection) coating
- Picture Adjustment
- Fully motorised display with auto dimmer and free adjustable viewing angle (50 – 110°)
- Selectable wide-screen mode (Jus/Full/Cinema/Zoom/Normal)

### Built-in DVD/CD/MP3 Player

- DVD-Audio/DVD-Video/VideoCD/MP3 CD player
- 5.1-channel surround sound capability:
  - Built-in Linear PCM/MPEG-A/DTS/Dolby Digital/Dolby Pro Logic II decoder
  - 6-channel DAC & 6-channel DSP
  - Digital Sound Field Control (SFC) for multi-channel sources (Musical/Drama/Action/5-D Theatre)
- DVD-R/RW and CD-R/RW playback\*\*
- Region Number: 2

### DVD Capabilities

- DVD-Audio/DVD-Video/VideoCD Playback with Direct Search Chapter/Track, Next/Previous Chapter/Track, Fast Forward/Reverse, Pause, Track/Chapter Repeat, Condition Memory (30 discs), Playback Control (VideoCD only), Direct Search Title/Group, Time Direct Search, Scan, Digital Direct

### CD Capabilities

- CD Playback with Track Scan/Pause/Repeat, Random Play, CD Text, List Search MP3/CD-R/RW/CD-ROM, Random Play
- 96 KHz/24-bit DAC
- 24-bit D/A Converter
- Fast forward/reverse
- Track Search/Scan/Repeat
- Track/Manual search
- Last position memory
- Disc Title Memory

### Tuner

- Adaptive RDS (PI, PS, AF, TP/TA)
- PTY (Search and Alarm)
- News interrupt feature
- Radio Text
- D4Q Digital AM/FM Tuner
- BSA (Best TP Station Auto Search)
- High speed PLL Synthesiser tuner
- PNS (Pulse Noise Suppressor)
- 24 Presets
- BSM (Best Stations Memory)

### Audio/Visual

- PAL/NTSC compatible RGB input
- 1 RCA AV input
- 1 RCA AV output (only 1 AV-OUT, not 2 AV-OUT)
- 1 RCA Audio Output for rear entertainment
- Back-up camera input
- RGB Input for Navigation system
- AV Bus input
- 10-bit DAC (Video)
- 24-bit DAC (Audio)

### Audio

- MOSFET 50 W x 5 max. output power (watts)
- 5 x 27 W DIN output power watts (DIN 45324, +B = 14.4 V)
- Optimum sound reproduction for in-car environment:
  - Built-in EEQ (Easy EQ) Plus system with 5-mode factory preset equaliser, 2 custom preset equalisers, Source Equalisation Memory, and HPPF/LPF Network
  - Built-in DSP (Digital Sound Processor) with Multi-Channel Auto-EQ, 13-band Graphic Equaliser, Automatic Time Alignment and Optimum downmix for normal speaker layout
- Source Level Adjuster
- Fader
- Spectrum Analyser
- Level indicator
- 6-channel Hi-Volt (5 V) RCA Pre-Outs (FR + FL + RR + RL + Center + Subwoofer)

### General

- Multi-CD Control
- ITS (Instant Track Selection) for MCD
- Source TV Control
- DAB Tuner Control
- Source DVD Control
- External unit control via IP-Bus
- AUX-In
- Standard remote control
- ISO Connector
- Rotary volume
- Removable Front Panel with safety warning beep
- Cellular telephone auto muting
- Speaker input for hands-free
- Flexible angle installation (0 – 60°)

## AVH-P7500DVD MULTI-CHANNEL DVD AV HEADUNIT

NEW



You won't believe your eyes until you see it, hear it... and touch it. This multi-channel DVD AV headunit, the star of Pioneer in-car entertainment, combines everything you want in the world of audio and visual: a sleek wide-screen 7-inch high-quality touch panel display, a high performance D4Q digital tuner, a MOSFET 5 x 50 W amp and DVD player. Operation of the AVH-P7500DVD is unbelievably fast and simple, thanks to its touch panel display complete with an exciting new GUI (Graphical User Interface).

You control your audio, video and navigation settings with the touch of your finger. The ultra-slim built-in DVD player is compatible with all the latest digitally encoded discs, including high fidelity DVD-Audio for the audiophiles. Cinema fans will be stunned by the realistic cinematic soundtracks emerging from the 5.1 channels, courtesy of the Dolby Digital/DTS/Dolby Pro Logic II decoders. The built-in DSP (Digital Signal Processor) lets you customise your sound system to your taste with the Pioneer exclusive Multi-channel Auto EQ and Automatic Time Alignment. The IP-Bus connection means you can easily hook up extras like a TV tuner, DAB tuner or multi-CD player. Whether you want a great stand-alone AV system or a perfect addition to your Pioneer AVIC Cyber Navi unit, this compact AV headunit is the answer to your quest for the ideal in-car entertainment.



### Full System Flexibility and Integration with Navigation Units

Integration is one of the strongest advantages of Pioneer's AV headunits.

All are designed to be fully integrated and compatible with other AV or navigation units in Pioneer's 2003 line-up. To start, the new AV headunits (AVH-P7500/6500DVD) integrate seamlessly with the new DVD Cyber Navi units. Their premium interactive touch panel display with exciting new GUI makes controlling the navigation unit easier than ever before! Simply input your destination on the touch panel display and further control is done via the navigation unit's steering wheel remote control.

The most important audio functions like volume, EEQ and source control are all done with the stylish rotary knob and buttons on the front panel. For extra control from any seat, there's the standard remote control for all AVH functions.

The AVH-P6400CD and the AVH-P6400R are also designed to act as a "window" on the DVD Cyber Navi units. With an accessible user-friendly interface, your entire AV/navigation system is yours to control with one integrated remote control.



AVH-P6500DVD DVD AV HEADUNIT

NEW



The AVH-P6500DVD DVD AV headunit is a fully featured 1-DIN car stereo with built-in AV Master, DVD player, a fully motorised 6.5-inch touch panel display and powerful audio features. The ultra-slim built-in DVD/CD/MP3 player is compatible with all the latest digitally encoded discs: DVD-Video, DVD-R/RW, VideoCD, CD-R/RW and MP3. High quality audio is guaranteed thanks to the MOSFET50 amplifier and the Hi-Volt pre-outs which enable external amplifiers to be easily connected, while the Dual Zone function allows front passengers to listen to an AM/FM tuner, DAB tuner or multi-CD player, while rear passengers enjoy a separate AV source in the back. The high-quality touch panel display with easy-to-understand GUI (Graphical User Interface) ensures fast and easy operation of audio/video functions, as well as navigation.

The AVH-P6500DVD has been especially designed for use with Pioneer's updated DVD Cyber Navi units. When used together, users can benefit from enhanced navigation software features and navigation control is done using the AV headunit's touch panel display.

For that extra convenient touch: when the AVH-P6500's motorised display is closed, the 10-character sub-display shows the audio/video status.



AVH-P6500DVD

DVD AV HEADUNIT

- Pioneer Graphical User Interface (GUI) with full-colour virtual reality graphics

**Display**

- 6.5-inch wide TFT active matrix LCD colour display
- Touch panel operation
- Display area: 146 x 79 mm, 336,960 (1,440 x 234) pixels
- High quality AGLR (anti-Glare, Low-Reflection) coating
- Picture Adjustment
- Fully motorised display with auto dimmer and free adjustable viewing angle (50 – 110°)
- Selectable wide-screen mode (Just/Ful/Cinema/Zoom/Normal)

**Built-in DVD/CD/MP3 Player**

- DVD-Video/VideoCD/MP3 CD player
- Built-in Linear PCM/DTS/Dolby Digital decoder
- DVD-R/RW and CD-R/RW playback\*\*
- Region Number: 2

**DVD Capabilities**

- DVD-Video/VideoCD Playback with Direct Search Chapter/Track, Next/Previous Chapter/Track, Fast forward/reverse, Pause, Track/Chapter Repeat, Condition Memory (30 discs), Play back Control (VideoCD only), Direct Search Title/Group, Time Direct Search, Scan, Digital Direct

**CD Capabilities**

- CD Playback with Track Scan/Pause/Repeat, Random Play, CD Text, List Search
- 96KHz/24-bit DAC
- 24-bit D/A Converter
- Fast forward/reverse
- Track Search/Scan/Repeat
- Track/Manual search
- Last position memory (for CD function only)

**Tuner**

- Adaptive RDS (PI, PS, AF, TP/TA)
- PTY (Search and Alarm)
- News interrupt feature
- Radio Text
- D4Q Digital AM/FM Tuner
- BSA (Best TP Station Auto Search)
- High speed PLL Synthesiser tuner
- PNS (Pulse Noise Suppressor)
- 24 Presets
- BSM (Best Stations Memory)

**Audio/Visual**

- PAL/NTSC compatible RGB input
- 1 RCA AV input
- 1 RCA AV output
- 1 RCA Audio Output for rear entertainment
- Back-up camera input
- RGB Input for Navigation system
- AV Bus input
- 10-bit DAC (Video)
- 24-bit DAC (Audio)

**Audio**

- MOSFET 50 W x 4 max. output power (watts)
- 4 x 27 W DIN output power watts (DIN 45324, +B = 14.4 V)
- Optimum sound reproduction for in-car environment:
  - Built-in EEQ (Easy EQ) Plus system with 5-mode factory preset equaliser, 2 custom preset equalisers, 3-band parametric equaliser, Source Equalisation Memory, 3-mode Loudness, and HPF/LPF Network
- SFEQ (Sound Focus Equaliser)
- Direct Sub Drive
- Loudness
- Source Level Adjuster
- Fader
- 3-channel Hi-Volt (4 V) RCA Pre-Outs (Front + Rear + Subwoofer)

**General**

- Multi-CD Control
- ITS (Instant Track Selection) for MCD
- Source TV Control
- DAB Tuner Control
- Source DVD Control
- External unit control via IP-Bus
- Multi-channel surround sound ready (with DEQ-P7000 Digital Signal Processor)
- AUX-In
- Standard remote control
- ISO Connector
- Rotary volume
- Removable Front Panel with safety warning beep
- Dual button illumination (green/red)
- Cellular telephone auto muting
- Speaker input for hands-free
- Flexible angle installation (0 – 60°)

**Anti-Glare, Low Reflection Display**

The AGLR (Anti-Glare, Low Reflection) coating on Pioneer AV displays is an icon of unrivalled visual quality. The special coating absorbs light, diffuses sunshine and suppresses glare, resulting in a display that offers optimal image quality inside the car, regardless of how bright the weather is outside.



**Dual Zone Functionality**

Want to enjoy listening to the AM/FM tuner while the kids watch a DVD cartoon in the back? It's all possible, thanks to the Dual Zone function of the AVH-P7500/6500DVD. Pioneer suggests you combine your AV headunit with the

AVR-W6100 flip-down roof-mounted display, the headrest-mounted AVD-W6200, or the huge 8-inch AVD-W8000. When 2 AVD-W6200 rear screens are used, rear seat passengers can each control their AV source with the CD-VS33 AV Selector.



**Fully Motorised Touch Panel Display with 10-Character Sub-display**

Pioneer has developed a new motorised mechanism for touch panel display operation. The LCD display automatically retracts into the unit when not in use. Moreover, the angle is continuously adjustable from 50 to 110 degrees, allowing it to be positioned for optimum viewing. When opened, it will automatically return to the last set angle and display position. When the display is closed, the user can check the basic audio/video status on the 10-character sub-display.



10-Character sub-display



## AVH-P6400CD

AV HEADUNIT WITH BUILT-IN CD PLAYER

## AVH-P6400R

AV HEADUNIT

### CD Player (only for AVH-P6400CD)

- 8 x oversampling digital filter
- 1-bit D/A Converter
- Fast forward/reverse
- Track Search/Scan/Repeat
- Track/Manual search
- Random Play
- Last position memory
- Disc Title Memory
- CD Text
- CD-R/RW Playback

### Display

- 6.5-inch TFT active matrix LCD color display
- High quality AGLR (anti-Glare, Low-Reflection) coating
- Fully motorised display with auto dimmer and free adjustable viewing angle
- Selectable wide-screen mode (Just/Full/Cinema/Zoom/Normal)

### Tuner

- Adaptive RDS (PI, PS, AF, TP/TA)
- PTY (Search and Alarm)
- News interrupt feature
- Radio Text
- ARC 5 FM
- BSA (Best TP Station Auto Search)
- High speed PLL Synthesiser tuner
- PNS (Pulse Noise Suppressor)
- 24 Presets
- BSM (Best Stations Memory)

### Audio Visual

- PAL/NTSC compatible RGB input
- 1 AV input
- 1 RCA Video out

### Audio

- MOSFET 50 W x 4 max. output power (watts)
- 4 x 27 W DIN output power watts (DIN 45324, +B = 14.4 V)
- Built-in EEQ (Easy EQ) system with 5-mode factory preset equaliser, 2 custom preset equalisers, Source Equalisation Memory, Loudness, and LPF Network
- SFEQ (Sound Focus Equaliser)
- Direct Sub Drive
- Loudness
- Source level adjuster
- Fader
- Triple Hi-Volt RCA pre-out (Front + Rear + Subwoofer or Non-Fading)

### General

- Multi-CD Control
- ITS (Instant Track Selection)
- Source TV Control
- DAB Tuner Control
- External Source DVD Control
- External unit control via IP-Bus
- AUX-In (with optional CD-RB20)
- Remote control ready
- ISO Connector
- Rotary volume
- Removable Front Panel
- Cellular telephone auto muting
- Speaker input for hands-free
- Flexible angle installation (0 – 60°)

## AVH-P6400CD AV HEADUNIT WITH BUILT-IN CD PLAYER



This 1-DIN AV headunit with a 6.5-inch wide-screen in-dash colour display is designed according to Pioneer's concepts of integration, control, expansion and versatility. The AVH-P6400CD offers users the convenience of a built-in CD player and AM/FM RDS tuner. The EEQ+ Equaliser System controls audio fine-tuning functions and includes Low/High Pass Filters. It also has a built-in MOSFET 50 W x 4 amplifier, plus 3 RCA Hi-Volt pre-outs to connect external amplifiers. The AVH-P6400CD can operate as a stand-alone unit, or be connected to a Pioneer Navigation system or video source such as a DVD player or TV tuner to create a full-featured AV or navigation system. Another unique point is that the GUI (Graphical User Interface) and voice control features of this unit are enhanced when connecting the AVIC-900DVD/800DVD DVD Cyber Navi units.



## AVH-P6400R AV HEADUNIT



The AV Master incorporated into the 6.5-inch in-dash colour display remains the core of this versatile 1-DIN unit. Integration is also key in this unit: users can expand their system with a Pioneer Navigation system or video source such as a DVD player or TV tuner. The sound quality is bound to satisfy, as it integrates the state of the art in audio technology, such as the MOSFET 50 W x 4 amplifier. And that's not all: the EEQ+ Equaliser System comes equipped with an on-board network of Low and High Pass Filters for convenient sound tuning using external amplifiers. All important controls are located directly on the front panel making it easy to use.



**AVD-W8000** 8-INCH WIDE LCD COLOUR DISPLAY

The AVD-W8000 features a huge 8-inch display with high brightness and excellent resolution. This display was designed primarily as a rear screen for video use. It can, however, be used as a Navigation display in the front, but not as a front screen with the AV Master or TV tuner.



**AVD-W8000**

8-INCH WIDE-SCREEN LCD COLOUR DISPLAY

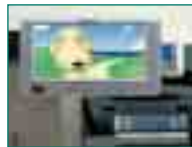
- 8-inch wide TFT active matrix LCD colour display
- High quality Anti-Glare coating
- RGB input for Navigation system (with optional cable CD-65 RGB)
- 2 RCA AV Inputs (PAL/NTSC Video & L + R Audio) with S-Video
- 1 RCA AV Output (PAL/NTSC Video & L + R Audio)
- Auto Display brightness and backlight adjustment
- Remote Control sensor
- Built-in high quality speaker (36 mm) with volume control
- Selectable wide-screen mode (Just/Full/Cinema/Zoom/Normal)

**AVD-W6200** HIGH-QUALITY 6.5-INCH WIDE-SCREEN DISPLAY

NEW

The AVD-W6200 is a 6.5-inch high-quality wide-screen display. Neat, slim and attractive, it is ideal for installation in the front headrest. It can also be roof-mounted, or installed between the 2 front seats with the between seats mounting kit, or even flush mounted in the dashboard — whatever the customer wants.

To ensure AV pleasure for the back seat passengers, install the AVD-W6200 display using the AD-HM6002 headrest mounting kit or the AD-HM6200 between seats mounting kit.



Between seats mounting kit (AD-HM6200) for AVD-W6200



AVD-W6200 headrest mounted



**AVD-W6200**

6.5-INCH WIDE-SCREEN LCD COLOUR DISPLAY

- 6.5-inch wide TFT active matrix LCD colour display
- High quality Anti-Glare coating
- Built-in high-quality speaker (36 mm) with volume control
- 2 RCA AV Inputs (PAL/NTSC Video & L + R Audio)
- 1 RCA AV Output (PAL/NTSC Video & L + R Audio)
- Power Supply In
- Manual Display brightness and backlight adjustment
- Selectable wide-screen mode (Just/Full/Cinema/Zoom/Normal)
- Semi-quick release mechanism
- Smoothly trimmed product edge for easy installation
- Optional installation kit available

**AVD-W6210** 6.5-INCH WIDE-SCREEN TOUCH PANEL LCD COLOUR DISPLAY



NEW

The AVD-W6210 is a high-quality 6.5-inch wide-screen touch panel display. With its fast and intuitive operation, it is the ideal touch panel to use with an AVIC Navigation unit (AVIC-900DVD or AVIC-800DVD). It incorporates anti-glare and anti-fingerprint coating and has a convenient quick-release mechanism that makes it the perfect choice for on-dash installation (it's also a useful anti-theft device!). The AVD-W6210 also features 2 composite inputs so it can be used as a front display for Pioneer's full range of AV and navigation components.



AVD-W6210 on-dash mounted



**AVD-W6210**

6.5-INCH WIDE-SCREEN LCD COLOUR TOUCH PANEL DISPLAY

- 6.5-inch wide TFT active matrix LCD colour display
- High quality Anti-Glare coating
- RGB input for Navigation system
- 2 RCA AV Inputs (PAL/NTSC Video & L + R Audio)
- 1 RCA AV Output (PAL/NTSC Video & L + R Audio)
- Auto Display brightness and backlight adjustment
- Remote Control sensor
- Built-in speaker (36 mm) with volume control
- Selectable wide-screen mode (Just/Full/Cinema/Zoom/Normal)
- Touch Panel operation ready (with CNDV-30)
- Quick release mechanism
- Smoothly trimmed product edge for easy installation

## AVX-7300

7-INCH WIDE-SCREEN  
IN-DASH COLOUR DISPLAY

- 7-inch wide TFT active matrix LCD colour display
- High quality AGLR (Anti-Glare, Low-Reflection) coating
- Fully motorised display with auto dimmer and free adjustable viewing angle
- PAL/NTSC/SECAM\* compatible RGB input
- AV-Bus Input
- 1 RCA Video Input (PAL & NTSC Video)
- Selectable wide-screen mode (Just/Full/Cinema/Zoom/Normal)
- Partially removable front panel with warning LED
- Dual button illumination
- Including separate speaker
- Remote control sensor

\* Cannot accept SECAM L, as used in France.

## AVR-W6100

6.5-INCH WIDE-SCREEN LCD  
COLOUR DISPLAY FOR ROOF MOUNT

- 6.5-inch wide TFT active matrix LCD colour display
- High quality anti-glare coating
- 2 RCA AV inputs (1 via standard AV remote cable)
- 1 optional extra RCA input with CD-AR600 AV remote cable
- 1 RCA AV output
- Power Supply In
- Auto Display brightness and backlight adjustment
- Remote Control sensor
- Selectable wide-screen mode (Just/Full/Cinema/Zoom/Normal)
- Wired Headphone mini jack 2
- Dome Light

## SE-IRM250

INFRARED HEADPHONE

- Cordless Stereo Headphone
- Infrared Type
- Noise Mute Function
- Volume Adjustment Included
- Automatic Power Off Function

## CD-VS33

AV SELECTOR

- 3 RCA AV Outputs (PAL/SECAM/NTSC Video & L + R Audio) in hide-away box
- 2 RCA AV Inputs (PAL/SECAM\*/NTSC Video & L + R Audio) in hide-away box
- 1 RCA AV Input (PAL/SECAM\*/NTSC Video & L + R Audio) on the control panel
- 2 Independent Headphone outputs with volume control (AV out 1, AV out 3) on the control panel
- Audio/Video independent selector for 3 Video Source Outputs
- Slim profile control panel

\* Cannot accept SECAM L, as used in France.

## AVX-7300

### 7-INCH WIDE-SCREEN IN-DASH COLOUR DISPLAY

The AVX-7300 features an excellent Anti-Glare, Low Reflection screen coating. It has RGB inputs for connecting a Navigation system. Additionally, it also has a composite video input, so a video source can be directly connected to the display. A partially detachable front panel serves as an anti-theft device.



## AVR-W6100

### 6.5-INCH WIDE-SCREEN LCD COLOUR DISPLAY FOR ROOF MOUNT

The AVR-W6100 is a dedicated roof mount screen that is designed to complement the DVH-P5000MP High Power DVD/MP3 Tuner or the SDV-P7 single DVD player in rear seat oriented AV systems. It has a 6.5-inch wide-screen that flips down and swivels left and right for the viewer's comfort. Extra features abound, including an infrared headphone transmitter, remote control sensors, 3 AV inputs and an optional TV tuner. You can even use an AV input to hook up a game console. The AVR-W6100 features a very usefull infrared signal relay to transmit control commands for hide-away video sources to the source units. The optional AD-RM6100 trim ring is recommended for installation.



## SE-IRM250

### IR HEADPHONES FOR AVR-W6100

These infrared headphones feature volume control and noise mute. And how about this for product intelligence: if the headphones don't receive any input for 3 minutes, the convenient Auto Power function automatically turns them off.



## CD-VS33

### AV SELECTOR

This AV Selector unit forms the heart of a multi-screen rear seat entertainment system. It has 3 AV inputs and 3 outputs, so that each user can choose their own video source. One of the video inputs is front mounted, so it's easy to connect a portable device, such as a camcorder or a game console. Movies, TV or games... it's all there. And think about this: rear passengers can connect individual headphones to the stereo mini-jacks and enjoy individual volume levels while the driver follows the navigation commands up front.





**XDV-P9-II** MULTI-DVD PLAYER WITH DOLBY DIGITAL/DTS DIGITAL OUTPUT



The XDV-P9-II is a 6-disc multi-player that can handle DVD-Video, CD, and VideoCD playback. It can be paired with a Pioneer IP-Bus headunit to select and play either audio or video discs. Alternatively, connect the included remote eye and use it as a stand-alone unit to create an added rear passenger video system.



**XDV-P9-II**

MULTI-DVD PLAYER  
WITH DOLBY DIGITAL/DTS DIGITAL OUTPUT

- 6-Disc DVD-Video/VideoCD/CD Player
- Built-in MPEG 2/1 decoder
- 24-bit D/A Converter
- Stand-alone use with optional remote and remote sensor for rear AV entertainment
- Optical digital output for Multi-Channel AV Headunit (DTS/Dolby Digital/Dolby Pro Logic/Linear PCM)
- Analogue IP-Bus output for front + RCA output for rear
- RCA Video Output (Front + Rear)
- GUI control with new OSD
- Region Number: 2

**SDV-P7** SINGLE DVD PLAYER WITH DIGITAL OUTPUT



Introducing a 1-DIN single DVD Player that can play DVD-Video, CD, CD-R/RW and VideoCD playback. The options don't end there. Hook it up in IP-Bus mode to a Pioneer IP-Bus headunit, or install it in stand-alone mode and go control the full range of AV entertainment possibilities with the standard remote.



**SDV-P7**

SINGLE DVD PLAYER  
WITH DOLBY DIGITAL/DTS DIGITAL OUTPUT

- DVD-Video/VideoCD/CD Player
- Built-in MPEG 2/1 decoder
- 24-bit D/A Converter
- DVD-R/RW and CD-R/RW playback\*
- Stand-alone use with standard remote and remote sensor for rear AV entertainment
- GUI control with new OSD
- Optical digital output for multi-channel AV Headunit (DTS/Dolby Digital/Dolby Pro Logic/Linear PCM)
- IP-Bus input/output
- AV-Bus output
- Analogue IP-Bus output for front + RCA output (L + R audio) for rear entertainment
- RCA video output (Front + Rear)
- Joystick remote controller
- 1-DIN or hide-away installation
- Flap design with removable front panel
- White display illumination
- Region Number: 2

\* Can play DVD-R/RW discs recorded in Video format (Video Mode) only. Cannot play DVD-RW recorded in Video recording format (VR Mode).

**DEQ-P7000** COMPONENT DIGITAL SIGNAL PROCESSOR (DSP)



The DEQ-P7000 is a very powerful multi-channel audio processor designed for use with the DVH-P5000MP High Power DVD/MP3 Tuner. Adding this product to the DVH-P5000MP gives the user Dolby Digital/DTS multi-channel sound. It features an optical input and 6 Hi-Volt pre-outs for connecting external amplifiers. Additionally, it features a built-in 5-channel MOSFET50 amplifier. The built-in Digital Signal Processor (DSP) has a host of powerful tuning features, such as a 3 x 3-band parametric equaliser and a highly flexible network set-up, including Pioneer's popular Time Alignment feature.



**DEQ-P7000**

MULTI-CHANNEL DIGITAL SIGNAL PROCESSOR

- 5.1 Multi-Channel Surround capability:
  - Linear PCM/Dolby PRO-LOGIC/Dolby Digital/DTS Decoder
  - 6-channel DAC and built in DSP
  - Digital sound Field Control (SFC) for Multi channel Sources (Musical/Drama/Action/Jazz/Hall/Club)
- Optimum sound reproduction for in-car environment:
  - Listening Position Selector with rear position (FR, FL, RR, RL, R, ALL, OFF)
  - Time Alignment (Sedan/Wagon/Minivan/SUV/Custom/OFF)
  - Optimum downmix for nomal speaker lay-out
- MOSFET 5 x 50 W max. Output power
- IP-Bus In/Out
- 6 RCA pre-outs (FR + FL + RR + RL + Center + Subwoofer)
- Parametric Equaliser (Flat/Super Bass/Powerful/Natural/Vocal/Custom 1/Custom 2)
- 24 bit D/A converter
- Cellular telephone muting

## GEX-P7000TVP

HIDE-AWAY TV TUNER

- PAL, SECAM\* TV Tuner
- 24 Station Presets (12 TV1/12 TV2) by BSSM (Best Station Sequential Memory)

### System Features

- Country setting (4 country groups: CCIR, Italy, UK, OIRT)
- 4 Channel diversity antenna system (with optional antenna kit AN-G3)
- Card-type remote control
- Picture Colour/Sharpness adjustment

### System Connection Features

- IP-Bus input/output (controlled by AV System Master and selected Pioneer IP-Bus headunits)
- Built-in FM Modulator (for original headunit connection)
- RGB output for front display (AVX-P7300DVD, AV-P7000CD, AVX-7300)
- RGB input for Navigation system or AV System Master
- 2 RCA AV inputs (PAL/SECAM/NTSC Video & L + R Audio) for add-on game consoles, VCR's and others
- 1 RCA AV output (PAL/SECAM/NTSC\*\* Video & L + R Audio) for rear display
- Independent Audio Video Selector for front display
- Independent Video Source Selector for rear display

### Specifications

#### TV Tuner:

- Reception channels/TV system:  
CCIR/B, G, H, K: VHF 2-12ch, UHF: 21-69ch,  
ITALY/B, G, H, K: VHF A-H2ch, UHF: 21-69ch,  
UK/I: UHF 21-69ch,  
OIRT/G, H, D, K: R1-R12ch, UHF21-69ch
- Colour system:  
TV: PAL/SECAM/NTSC compatible,  
Video: PAL/SECAM/NTSC compatible

\* Reception channels: note that SECAM tuner cannot receive SECAM L, as used in France.

\*\* The Video output does not feature a conversion function between PAL, SECAM or NTSC.

## GEX-P6400TVP

HIDE-AWAY TV TUNER

- PAL TV Tuner
- 12 Station presets (12TV1/12TV2) by BSSM (Best Station Sequential Memory)

### System Features

- Country setting
- 4 Channel diversity antenna system (with optional antenna kit AN-G3)
- Card-type remote control

### System Connection Features

- IP-Bus Input/Output (controlled by AV Headunit, AV System Master and selected no. of Pioneer IP-Bus headunits)
- 1 RCA AV Output (PAL/Video & L + R Audio) for rear display

### Specifications

#### TV Tuner:

- Reception channels/TV system:  
CCIR/B, G, H, : VHF 2-12ch, UHF: 21-69ch,  
ITALY/B, G, H: VHF A-H2ch, UHF: 21-69ch,  
UK, Ireland/I: A-Kch, UHF 21-69ch,  
OIRT/D, K: R1-R12ch, UHF21-69ch
- Color system: TV: PAL compatible

## GEX-6100TVP

OPTIONAL TV TUNER FOR AVR-W6100

- PAL TV Tuner
- 24 Station Presets (12TV1/12TV2) by BSSM (Best Station Sequential Memory)

### System Features

- Country setting
- Picture Color/Sharpness adjustment

### System Connection Features

- For AVR-W6100 cable output
- Antenna included

### Specifications

#### TV Tuner:

- Reception channels/TV system:  
CCIR/B, G, H, K: VHF 2-12ch, UHF: 21-69ch,  
ITALY/B, G, H, K: VHF A-H2ch, UHF: 21-69ch,  
UK/IRE : UHF 21-69ch,  
OIRT/G,H, F, K: R1-R12ch, UHF21-69ch
- Colour system:  
TV: PAL  
Video: PAL

## GEX-P7000TVP HIDE-AWAY TV TUNER

The GEX-P7000TVP is a PAL/SECAM TV tuner which can be used in systems using the AVX-7300 as front displays. It can be combined with the DVH-P5000MP, or alternatively with an IP-Bus headunit or even with an OEM headunit via the supplied FM Modulator. It has 2 Video inputs of its own, and also a rear Video output for driving a rear screen, allowing this unit to be a very versatile AV performer in its own right.



## GEX-P6400TVP HIDE-AWAY TV TUNER

The reception of this PAL TV tuner is optimised by the built-in 4-way antenna diversity system, which, when combined with Pioneer's AN-G3 optional TV Antenna, gives excellent performance. This TV tuner is intended to be combined with Pioneer's AV headunit models (AVH-P7500DVD/6500DVD or AVH-P6400CD/R). It can also be used with the DVH-P5000MP in combination with the in-dash motorised display AVX-7300.



## GEX-6100TVP OPTIONAL TV TUNER FOR AVR-W6100

The GEX-6100TVP is a PAL-only TV tuner designed for use with the AVR-W6100. It has a single channel antenna and can be controlled via the remote control or with the buttons on the AVR-W6100. It offers a low-cost alternative to the GEX-P6400TVP for AVR-W6100 users.



## AD-HM6002 Headrest mounting kit for AVD-W6200

**NEW**

The AD-HM6002 allows for the AVD-W6200 display to be mounted in the headrest so passengers in the back seat can enjoy AV entertainment.

## AD-HM6200 Between seats mounting kit for AVD-W6200

**NEW**

With the AD-HM6200, the AVD-W6200 display can be installed between the two front seats to ensure AV pleasure for one or more passengers in the back seat.

## AD-RM6100 Trim ring for AVR-W6100

The optional AD-RM6100 trim ring is recommended to install the AVR-W6100.



## AN-G3 TV Antenna

The AN-G3 diversity TV antenna with built-in booster improves signal reception, especially when signals are weak. Mountable on the innerside of the car window.

## AN-TMC1 Universal FM Antenna

Active transparent windshield antenna for optimal reception of TMC broadcasts.

## CD-65RGB RGB Cable (6 m)

For connecting the Navigation system with Pioneer's AVD-W8000 colour display.

## CD-AB50 AV-Bus Cable (0.5 m)

**NEW**

For connecting SDV-P7 or XDV-P9-II to the new AVH-P7500DVD/6500DVD.

## CD-AB300 AV-Bus Cable (3 m)

**NEW**

For connecting SDV-P7 or XDV-P9-II to the new AVH-P7500DVD/6500DVD.

## CD-AB301E AV-Bus Extension Cable (3 m)

For extending an AV-Bus cable.

## CD-AR600 AV Remote Cable for AVR-W6100

Gives an extra composite input on the AVR-W6100. Also includes a remote control relay.

## CD-IP601E IP-Bus Extension Cable (6 m)

For Pioneer P-series headunit in-dash installation with SDV-P7.

## CD-R11 Optional Remote

**NEW**

Optional remote control for users of AVIC-900DVD/800DVD allowing full control of the AVH-P6400CD/R and AVX-7300. The CD-R11 is included in the AVIC850DHV, AVIC800DH, AVIC750DV and AVIC700D DVD AV/Navigation solutions.



## CD-RGB26P 26 RGB Interface Unit (0.5 m)

Interface unit to be used to connect the AVIC-900DVD with the AVX-7300.

## CD-RGB600 RGB Connection Cable (6 m)

RGB connection cable between the 2001 AVIC-8/9DVD or the 2002 AVIC-8DVD-II and the AVH-P7500/6500DVD and AVH-P6000CD/R.

## CD-V61FM FM Modulator

This FM modulator is ideal for connecting a video source (XDV-P9-II or SDV-P7) to any stereo FM receiver, including OEM headunits. Alternatively, connect the modulator to the AV output of the AVR-W6100 to listen to the sound over the system's speakers. The CD-V61FM also has noise cancellation circuitry and features a wide audio bandwidth to ensure excellent audio quality\*.

\* Depends on the performance of the receiving tuner.

## CNDV-30 DVD Map Disc

**NEW**

DVD Map Disc available for upgrading the AVIC-9/8DVD and AVIC-9/8DVD-II to AVIC-900/800DVD. Contains both the application programme for remote control or touch panel operation and the map data with extra coverage and more POI's.



## TS-CX7 57 mm Full Range Speaker

**NEW**

**60 W Max.**

Center speaker for 5.1-channel surround sound reproduction

- 57 mm Ø Aramid Fibre cone
- Neodymium magnet
- Stable dash mounting
- Slim and compact design
- Nominal input power: 20 W
- 140 — 30,000 Hz, 80 dB (1 W/1 m)





# AV/NAVIGATION SPECIFICATIONS

NAVIGATION UNITS	AVIC-900DVD	AVIC-800DVD	ANH-P9R ANH-P9R-BK
<b>GPS RECEIVER</b>			
System	L1,/Acode GPS SPS (Standard Positioning Service)	L1,/Acode GPS SPS (Standard Positioning Service)	L1,/Acode GPS SPS (Standard Positioning Service)
Reception system	8-channel multi-channel reception system	8-channel multi-channel reception system	12-channel
Reception frequency	1,575.42 MHz	1,575.42 MHz	1,575.42 MHz
Sensitivity	-130 dBm	-130 dBm	-130 dBm
Frequency	approx. once a second	approx. once a second	approx. once a second
<b>COMMON</b>			
Max.output impedance	1,000 mVp-p — p, 75ohm	1,000 mVp-p — p, 75ohm	—
Maximum current consumption	2 A	2 A	10 A*
Power source	DC 14.4 V (10.8 — 15.1 V allowed)	DC 14.4 V (10.8 — 15.1 V allowed)	DC 14.4 V (10.8 — 15.1 V allowed)
Ground type	Navigation Type	Navigation Type	Navigation Type
<b>GPS ANTENNA</b>			
Antenna	Micro strip flat antenna/ right-handed helical polarisation	Micro strip flat antenna/ right-handed helical polarisation	Micro strip flat antenna/ right-handed helical polarisation
Antenna cable	5.0 m	5.0 m	5.0 m
<b>DIMENSIONS</b>			
Main unit	178 x 50 x 178	178 x 50 x 178	180 x 50 x 157
GPS antenna	34 x 13 x 36	34 x 13 x 36	46 x 46 x 13
Remote controller	51.1 x 123 x 10.9 (card remote) 35 x 65 x 23.1 (steering remote)	35 x 65 x 23.1 (steering remote)	35 x 65 x 22 (option: CD-SR100)
<b>WEIGHT</b>			
Main unit	1.5 kg	1.5 kg	1.5 kg
GPS antenna	105 g	105 g	115 g
Remote controller (incl. Battery)	52.3 g (card remote) 51 g (steering remote)	51 g (steering remote)	50 g (option: CD-SR100)

\* Audio only

AV HEADUNITS	AVH-P7500DVD	AVH-P6500DVD	AVH-P6400CD	AVH-P6400R
<b>DVD/VCD/CD PLAYER</b>				
VIDEO				
Output level	1,000 mVp-p (75 Ω) (DVD, sampling frequency 96 kHz)(DVD, sampling frequency 96 kHz)	1,000 mVp-p (75 Ω)	-	-
<b>DISPLAY</b>				
Screen size/Aspect ratio	7.0-inch wide/16:9	6.5-inch wide/16:9	6.5-inch wide/16:9	6.5-inch wide/16:9
Effective display area (mm)	154 x 87	146 x 79	146 x 79	146 x 79
Pixels	336,960 (1,440 x 234)	336,960 (1,440 x 234)	336,960 (1,440 x 234)	336,960 (1,440 x 234)
Display method	TFT active matrix driving	TFT active matrix driving	TFT active matrix driving	TFT active matrix driving
Colour system	PAL/NTSC	PAL/NTSC	PAL/NTSC	PAL/NTSC
<b>AM/FM TUNER</b>				
<b>FM</b>				
Frequency range (MHz)	87.5 — 108	87.5 — 108	87.5 — 108	87.5 — 108
Usable sensitivity (dBf/μV, 75 ohms)	8/0.7	8/0.7	9	9
S/N ratio (dB)	75	75	70	70
Frequency response (Hz)	30 — 15,000	30 — 15,000	30 — 15,000	30 — 15,000
Stereo separation (dB)	45	45	40	40
<b>MW</b>				
Frequency range (kHz)	531 — 1,602	531 — 1,602	531 — 1,602	531 — 1,602
Usable sensitivity (μV)	18	18	18	18
<b>LW</b>				
Frequency range (kHz)	153 — 281	153 — 281	153 — 281	153 — 281
Usable sensitivity (μV)	30	30	30	30
<b>AUDIO</b>				
Frequency response (Hz)	5 — 44,000	5 — 44,000	5 — 20,000	-
S/N ratio (dB/1 kHz)	97: DVD, 96: CD	97: DVD, 96: CD	94: CD	-
Dynamic range (dB/1 kHz)	95: DVD, 94: CD	95: DVD, 94: CD	92: CD	-
<b>GENERAL</b>				
Max. output power (watts)	5 x 50	4 x 50	4 x 50	4 x 50
DIN output power (watts: DIN 45324, +B = 14.4 V)	5 x 27	4 x 27	4 x 27	4 x 27
Max. pre-out voltage (V/ohms)	5 (x 6-ch.)/100	4/100	4/100	4/100
Region number	2	2	2	2
Chassis size (W x H x D mm)	178 x 50 x 160	178 x 50 x 160	178 x 50 x 160	178 x 50 x 160
Unit weight (kg)	2.3	2.2	2.4	1.9

TV TUNERS	GEX-P7000TVP	GEX-P6400TVP	GEX-6100TVP
Reception channels/TV system	CCIR/B, G, H, K: VHF 2 — 12 ch, UHF: 21 — 69 ch, ITALY/B, G: VHF A — H2 ch, UHF: 21 — 69 ch, UK/I: UHF 21 — 69 ch, OIRT/G, H, D, K: VHF R1 — R12 ch, UHF: 21 — 69 ch	CCIR/B, G, H: VHF 2 — 12 ch, UHF: 21 — 69 ch, ITALY/B, G: VHF A — H2 ch, UHF: 21 — 69 ch, UK, Ireland/I: A-Kch, UHF: 21 — 69 ch, OIRT/G, H, D, K: VHF R1 — R12 ch, UHF: 21 — 69 ch	CCIR/B, G, H: VHF 2 — 12 ch, UHF: 21 — 69 ch, ITALY/B, G: VHF A — H2 ch, UHF: 21 — 69 ch, UK, Ireland/I: A-Kch, UHF: 21 — 69 ch, OIRT/G, H, D, K: VHF R1 — R12 ch, UHF: 21 — 69 ch
Colour system:	TV Video	PAL/SECAM compatible PAL/SECAM compatible	PAL/SECAM/NTSC compatible PAL/SECAM compatible
Antenna input	4-ch diversity (Ø 3.5 mm mini plug type)	4-ch diversity (Ø 3.5 mm mini plug type)	4-ch diversity (Ø 3.5 mm mini plug type)
<b>GENERAL</b>			
Chassis size (W x H x D mm)	237 x 28 x 171	172 x 30 x 148	170 x 27 x 82
Unit weight (kg)	1.1	0.7	0.7

DVD/VCD/CD PLAYERS	XDV-P9-II	SDV-P7	DVH-P5000MP	AVIC-900DVD
<b>VIDEO</b>				
Output level	1,000 mVp – p (75 Ω) (DVD, sampling frequency 96 kHz)	1,000 mVp – p (75 Ω)	1,000 mVp – p (75 Ω) (DVD, sampling frequency 96 kHz)	1,000 mVp – p (75 Ω)
<b>AUDIO*</b>				
Frequency response (Hz)	5 – 44,000	5 – 44,000	5 – 44,000	5 – 44,000
S/N ratio (dB)	96: DVD, 99: CD	97: DVD, 96: CD	97	96: DVD, 97: CD
Dynamic range (dB/1 kHz)	97: DVD, 96: CD	96: DVD, 95: CD	95	96: DVD, 95: CD
<b>GENERAL</b>				
Region number	2	2	2	2
Chassis size (W x H x D mm)	275 x 88 x 202	178 x 50 x 161	178 x 50 x 161	178 x 50 x 178
Unit weight (kg)	2.9	1.6	1.4	1.5

\* With DVD at Sampling Frequency 96 kHz.

DISPLAYS	AVD-W8000	AVX-7300	AVR-W6100	AVD-W6210	AVD-W6200
<b>DISPLAY</b>					
Screen size/Aspect ratio	8-inch wide/16:9	7-inch/16:9	6.5-inch wide/16:9	6.5-inch wide/16:9	6.5-inch wide/16:9
Effective display area (mm)	176 x 100	154 x 87	146 x 79	143.75 x 76	143.75 x 76
Pixels	336,960 (1,440 x 234)	336,960 (1,440 x 234)	280,800 (234 x 1,200)	336,960 (1,440 x 234)	336,960 (1,440 x 234)
Display method	TFT active matrix driving	TFT active matrix driving	TFT active matrix driving	TFT active matrix driving	TFT active matrix driving
Colour system	PAL/NTSC compatible	PAL/SECAM/NTSC compatible	PAL/NTSC compatible	PAL/NTSC compatible	PAL/NTSC compatible
<b>GENERAL</b>					
Chassis size (W x H x D mm)	222 x 134 x 35 (1) 156 x 95 x 38 (2)	180 x 50 x 160	–	188 x 133.5 x 36.5	188 x 114 x 32

- (1) Display unit  
(2) Hide-away unit

AM/FM TUNERS	ANH-P9R(-BK)	DVH-P5000MP
<b>FM</b>		
Frequency range (MHz)	87.5 – 108	87.5 – 108 MHz
Usable sensitivity (dBf/μV, 75 ohms)	9	8
S/N ratio (dB)	70	75
Frequency response (Hz)	30 – 15,000	30 – 15,000
Stereo separation (dB)	40	45
<b>MW</b>		
Frequency range (kHz)	531 – 1,602	531 – 1,602 kHz
Usable sensitivity (μV)	18	18
<b>LW</b>		
Frequency range (kHz)	153 – 281	153 – 281 kHz
Usable sensitivity (μV)	30	30
<b>AUDIO</b>		
Frequency response (Hz)	5 – 20,000	5 – 20,000
S/N ratio (dB/1 kHz)	94	96
Dynamic range (dB/1 kHz)	92	94
<b>GENERAL</b>		
Max. output power (watts)	4 x 50	4 x 50
DIN output power (watts: DIN 45324, +B = 14.4 V)	4 x 27	4 x 27
Max. pre-out voltage (V/ohms)	2.2	2.2/100
Chassis size (W x H x D mm)	180 x 50 x 157	178 x 50 x 161

INFRARED HEADPHONE	SE-IRM250
<b>TYPE</b>	Open type dynamic headphones
Carrier frequency	R2.8 MHz L2.3 MHz
Frequency Characteristics	25 – 18,000 Hz
Power Source	3VDC (AAA-size battery x 2)
Distortion Ratio	Under 2 %
Channel Separation	Over 30 dB
<b>GENERAL</b>	
Chassis size (W x H x D mm)	160 x 181 x 79
Unit weight (kg)	0.15

## PIONEER WORLD

Forget yesterday's limits, this is tomorrow's technology, Pioneer style.  
So surround yourself with Pioneer – at work or play. You'll come alive.  
We promise.



Digital  
Home Cinema



Plasma TV



DVD Recorder



DJ  
Products

The excitement's all there – and more – @

[www.pioneer-eur.com](http://www.pioneer-eur.com)

Drop by soon!

**GREAT BRITAIN:** PIONEER GB Limited  
Pioneer House, Hollybush Hill, Stoke Poges, Slough,  
Buckinghamshire SL2 4QP  
Tel.: +44 (0)1753 789 789

[www.pioneer.co.uk](http://www.pioneer.co.uk)

**ICELAND:** BRÆÐURNIR ORMSSON HF  
Lágmúli 8, P.O. Box 8760, 128 Reykjavík  
Tel.: +354 55 32 800

**IRELAND:** AUDIO VISION IMPORT  
John F. Kennedy Drive, Dublin 12  
Tel.: +353 1 240 5600

**MALTA:** CACHIA & GALEA Ltd.  
Standard Bldgs., C. De Brockdorf Street, Msida MSD-02  
Tel.: +356 33 38 61

**MILITARY:** PIONEER ELECTRONICS DEUTSCHLAND GmbH  
Military Sales Dept., Hanns-Martin-Schleyer-Str. 35,  
47877 Willich, Postfach 500447, 47871 Willich  
Tel.: +49 (0)2154 913 421

**LATVIA:** BALTIC MULTI MEDIA SIA  
Kr Barona Iela 16/18, 1050 Riga  
Tel.: +371 761 01 11 (new office +371 728 62 96)

**ESTONIA:** ULKOKAUPAT EESTI AS.  
Kanali Tee 1, EE-0001 Tallinn  
Tel.: +372 6 060 670

Published by:  
PIONEER EUROPE N.V.  
Haven 1087, Keetberglaan 1, B-9120 Melsele  
Tel.: + 32 (0)3 570 05 11  
Copyright 2003 by Pioneer Europe N.V.  
All rights reserved.

“Dolby”, the double-D symbol, “Dolby Surround”, “Pro Logic” and “Dolby Digital”, are trademarks of Dolby Laboratories. “DTS” and “DTS Digital Surround” are registered trademarks of Digital Theater Systems, Inc. BBE and BBE Symbol are registered trademarks of BBE Sound Inc. Windows media, and the Windows logo are trademarks, or registered trademarks of Microsoft Corporation in the United States and/or other countries.

Recording equipment and copyright: Recording equipment should be used only for lawful copying, and you are advised to check carefully what is lawful copying in the country in which you are making a copy. Copy of copyright material such as films or music is unlawful unless permitted by a legal exception or consented to by the rightowners.



The Pioneer Corporation headquarter at Meguro and Kawagoe plant have received ISO14001 certification.

For detailed information concerning Pioneer's Environmental policy,  
please visit the following site:

<http://www.pioneer.co.jp/environment/e/>

Your local Pioneer dealer

**Pioneer** *sound.vision.soul*



## Free Manuals Download Website

<http://myh66.com>

<http://usermanuals.us>

<http://www.somanuals.com>

<http://www.4manuals.cc>

<http://www.manual-lib.com>

<http://www.404manual.com>

<http://www.luxmanual.com>

<http://aubethermostatmanual.com>

Golf course search by state

<http://golfingnear.com>

Email search by domain

<http://emailbydomain.com>

Auto manuals search

<http://auto.somanuals.com>

TV manuals search

<http://tv.somanuals.com>