

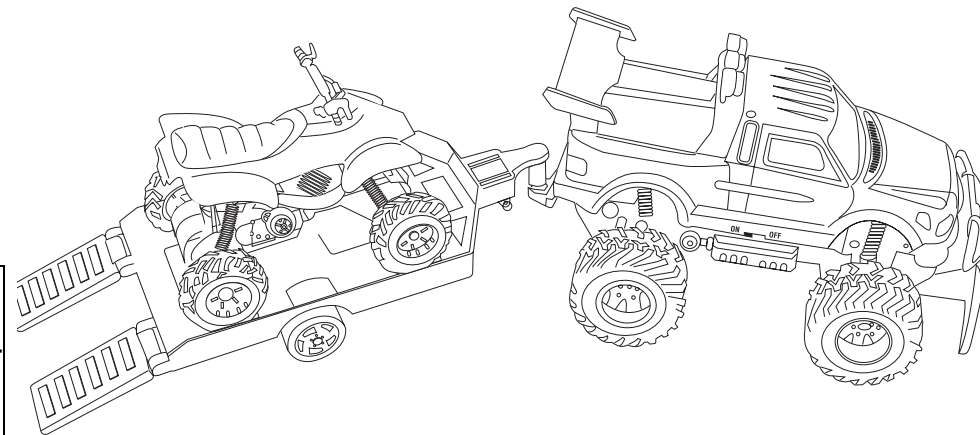


Thunder Fox

60-4344

What's Included

Transmitter ♦ Pick Up ♦ Quad ♦ Trailer
Plastic Antenna Tube ♦ Owner's Manual



Step One

Installing Batteries in the Thunder Fox

You will need...

One 9V battery for the Transmitter
One AA battery for the Quad
Four AA batteries for the Pick Up

Put 9V Battery in the Transmitter

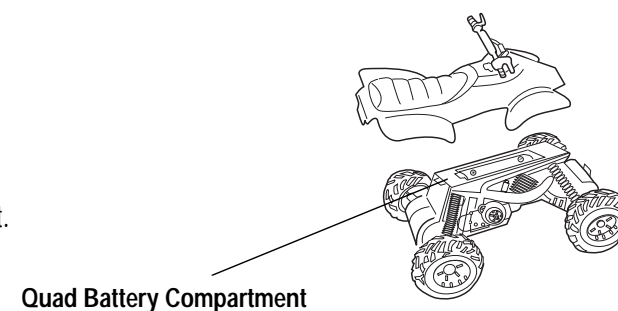
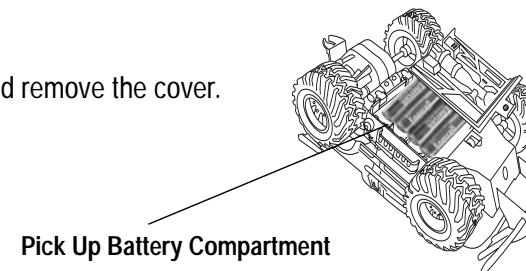
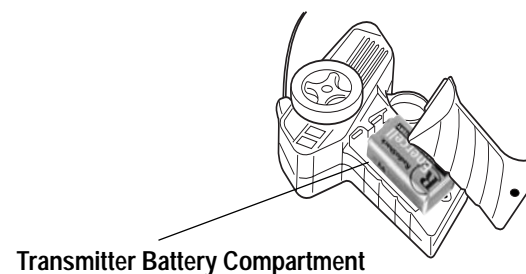
- Loosen the screw on the battery compartment cover with a Phillips screwdriver and remove the cover.
- Insert one 9V battery and match the + and - signs with the product.
- Replace the battery cover and secure with the screw.

Put AA Batteries in the Pick Up

- Slide the **ON/OFF** switch on the bottom right side of the Pick Up to **OFF**.
- Loosen the screw on the battery compartment cover and remove the cover.
- Insert four AA batteries and match the + and - signs with the product.
- Replace the battery cover and secure it with the screw.

Put Batteries in the Quad

- Use a coin to flip open the rear of the seat to reveal the battery compartment.
- Install one AA battery and match the + and - signs with the product.
- Replace the seat cover.



Step Two

Installing the Pick Up's Antenna Tube

- Route the antenna wire's loose end through the supplied plastic antenna tube.
- Insert the tube securely into the Pick Up's tube holder.

Step Three

Driving the Thunder Fox

Driving the Pick Up

- Snap the trailer onto the back of the Pick Up.
- Pull back the two slides to let the Quad ride along.
- Slide the **OFF/ON** switch on the bottom right side of the Pick Up to **ON**.
- Pull the trigger on the transmitter back to drive forward. To drive in a backward circle, push the trigger forward.
- Release the trigger to stop the Pick Up.

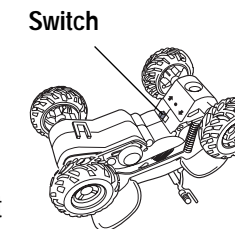
Note: Slide the plastic stand back on the trailer when driving the Thunder Fox.

Driving the Quad

The Quad cannot be operated with the Remote Control.

You can manually adjust the front wheel to make the Quad move right, left or straight.

- Slide the switch to **↑** to let the Quad move forward.
- Slide the switch to **↓** to let the Quad move backward.
- Slide the switch to **●** to turn it off.



Helpful Hints

- Your Pick Up comes in two frequencies, so you and your friends can play together. Check your box to see which frequency you have.
- Running your Pick Up or Quad for long periods of time can generate high heat levels, which result in wear and tear on the motor. If the Pick Up or Quad's battery power dies, let the vehicles cool down for 10 minutes before installing new batteries.
- If the motor runs, but does not respond to the transmitter, move the transmitter closer to the Pick Up and try again.
- If someone is using a CB nearby, this may cause interference. Move your Pick Up away from the CB. You cannot operate your Pick Up near devices with transmitters that use the same frequency.

The FCC Wants You to Know

Your Pick Up might cause TV or radio interference even when it is operating properly. To determine whether your Pick Up is causing the interference, turn it off. If the interference goes away, your Pick Up is causing it. Try to eliminate the interference by:

- moving your Pick Up away from the receiver
- contacting your local RadioShack store for help

If you cannot eliminate the interference, the FCC requires that you stop using your Pick Up.

This device complies with Part 15 of the FCC Rules. Operation is subject to the following two conditions: (1) this device may not cause harmful interference, and (2) this device must accept any interference received, including interference that may cause undesired operation. Changes or modifications to this product not expressly approved by RadioShack, or operation of this product in any way other than as detailed by the Owner's Manual, could void your authority to operate the product.

FCC Declaration of Conformity

This device complies with Part 15 of the FCC Rules. Operation is subject to the following two conditions: (1) this device may not cause harmful interference, and (2) this device must accept any interference received, including interference that may cause undesired operation.



Product:	Thunder Fox
Model:	60-4344
Responsible Party:	RadioShack 100 Throckmorton Fort Worth, TX 76102
Phone:	817-415-4300

Safe Care and Use

- The Pick Up and Quad are not suitable for children under four years of age.
- Never play with them in the street.
- Remember to turn the Pick Up and Quad's power switches to **OFF** when you finish playing with them. This provides longer battery life.
- Use and store them only in normal temperature environments.
- Check the Pick Up and Quad's wheels frequently for dirt, debris, or lint.
- To clean the Pick Up, Quad and/or transmitter, simply wipe them with a damp cloth. If they get wet, dry them immediately.
- When you drive the Pick Up with the trailer, be sure to pull the slides back.
- Never play with your Pick Up or Quad in puddles, on a wet floor, in sand, mud, rain or snow.
- If the Pick Up gets stuck under an object, immediately release the trigger on the transmitter, and then retrieve your vehicle.
- Modifying or tampering with the vehicles' internal components can cause a malfunction and invalidate their warranty. If they are not performing properly, take them to your local RadioShack store for assistance.
- Keep this owner's manual for future use.

Battery Notes

- Any batteries purchased for use in this toy may pose a hazard to children.
- If your Pick Up moves slowly or not at all, or behavior becomes erratic, replace the batteries. You may purchase alkaline batteries at your local RadioShack store.
- If the Pick Up or Quad moves slowly after installing fresh batteries, check the wheels for lint, thread, hair, and/or dust.
- When the transmitter's range decreases, replace your batteries.
- Never leave dead or weak batteries in the Pick Up, Quad or transmitter.
- Use fresh batteries of the required size and recommended type only.
- Do not mix old and new batteries.
- Never mix alkaline batteries with other types of batteries.
- If you do not plan to use the Pick Up or Quad for several days, remove all batteries from the transmitter, Quad and the Pick Up. Batteries can leak chemicals that may destroy electronic parts.
- Dispose of old batteries promptly and properly. Do not burn or bury them.

Specifications

BatteriesPick Up - 4 AA Batteries (not included)
 Transmitter - One 9V Battery (not included)
 Quad - One AA Battery (not included)

Battery Life 20 Minutes

Frequency.....27/49 MHz

Control Distance 80 Ft.

Speed Pick Up: 300-320 Ft./Min.
 Pick Up and Trailer: 280-300 Ft./Min.

Dimensions..... Truck: 8 Inches
 (203.2 mm)
 Pick Up and Trailer: 14.5 Inches
 (368.3 mm)

Recommended Age.....Four and up

Specifications are subject to change and improvement without notice. Individual units may vary.

Limited Ninety-Day Warranty

This product is warranted by RadioShack against manufacturing defects in material and workmanship under normal use for ninety (90) days from the date of purchase from RadioShack company-owned stores and authorized RadioShack franchisees and dealers. EXCEPT AS PROVIDED HEREIN, RadioShack MAKES NO EXPRESS WARRANTIES AND ANY IMPLIED WARRANTIES, INCLUDING THOSE OF MERCHANTABILITY AND FITNESS FOR A PARTICULAR PURPOSE, ARE LIMITED IN DURATION TO THE DURATION OF THE WRITTEN LIMITED WARRANTIES CONTAINED HEREIN. EXCEPT AS PROVIDED HEREIN, RadioShack SHALL HAVE NO LIABILITY OR RESPONSIBILITY TO CUSTOMER OR ANY OTHER PERSON OR ENTITY WITH RESPECT TO ANY LIABILITY, LOSS OR DAMAGE CAUSED DIRECTLY OR INDIRECTLY BY USE OR PERFORMANCE OF THE PRODUCT OR ARISING OUT OF ANY BREACH OF THIS WARRANTY, INCLUDING, BUT NOT LIMITED TO, ANY DAMAGES RESULTING FROM INCONVENIENCE, LOSS OF TIME, DATA, PROPERTY, REVENUE, OR PROFIT OR ANY INDIRECT, SPECIAL, INCIDENTAL, OR CONSEQUENTIAL DAMAGES, EVEN IF RadioShack HAS BEEN ADVISED OF THE POSSIBILITY OF SUCH DAMAGES.

Some states do not allow limitations on how long an implied warranty lasts or the exclusion or limitation of incidental or consequential damages, so the above limitations or exclusions may not apply to you.

In the event of a product defect during the warranty period, take the product and the RadioShack sales receipt as proof of purchase date to any RadioShack store. RadioShack will, at its option, unless otherwise provided by law: (a) correct the defect by product repair without charge for parts and labor; (b) replace the product with one of the same or similar design; or (c) refund the purchase price. All replaced parts and products, and products on which a refund is made, become the property of RadioShack. New or reconditioned parts and products may be used in the performance of warranty service. Repaired or replaced parts and products are warranted for the remainder of the original warranty period. You will be charged for repair or replacement of the product made after the expiration of the warranty period.

This warranty does not cover: (a) damage or failure caused by or attributable to acts of God, abuse, accident, misuse, improper or abnormal usage, failure to follow instructions, improper installation or maintenance, alteration, lightning or other incidence of excess voltage or current; (b) any repairs other than those provided by a RadioShack Authorized Service Facility; (c) consumables such as fuses or batteries; (d) cosmetic damage; (e) transportation, shipping or insurance costs; or (f) costs of product removal, installation, set-up service adjustment or reinstallation.

This warranty gives you specific legal rights, and you may also have other rights which vary from state to state.

RadioShack Customer Relations, 200 Taylor Street, 6th Floor, Fort Worth, TX 76102

12/99

©2003. RadioShack Corporation.
 All Rights Reserved.
 RadioShack and RadioShack.com are trademarks
 used by RadioShack Corporation.

60-4344
 Printed in China
 05A03

Free Manuals Download Website

<http://myh66.com>

<http://usermanuals.us>

<http://www.somanuals.com>

<http://www.4manuals.cc>

<http://www.manual-lib.com>

<http://www.404manual.com>

<http://www.luxmanual.com>

<http://aubethermostatmanual.com>

Golf course search by state

<http://golfingnear.com>

Email search by domain

<http://emailbydomain.com>

Auto manuals search

<http://auto.somanuals.com>

TV manuals search

<http://tv.somanuals.com>