

# TOSHIBA

## Satellite® 1110 Series

Great Features at a Value Price

### Model(s):

Satellite 1110-S153

Cel1800MHz/14.1" TFT/256MB/20GB/DVD/Mdm/LAN/Li-Ion/WinXP Pro

### Part Number

PS111U-006MN7

## Product Highlights

### Performance

- Intel® Celeron® processor at 1.80GHz
- 256MB expandable to 512MB

### All-in-one design

- 20GB hard disk drive
- DVD-ROM drive
- 3.5" 1.44MB floppy disk drive

### Great Features

- 14.1" TFT active-matrix display
- 16MB ATI M-6 video memory

### Get On-Line

- Integrated V.92/56K modem
- Integrated 10/100 Ethernet LAN

## System Characteristics

### CPU (See CPU Performance Disclaimer)

- Intel® Celeron® processor at 1.80GHz\*
- Integrated co-processor

### L2 Cache

- 256KB Level 2 Cache integrated in module
- 400MHz processor bus clock speed

### Memory

- 256MB expandable to 512MB
- Expansion Memory: SODIMM, 128Mbit/256Mbit PC1600 SDRAM, 2.5V
- Data/Address Bus Width; 64-bit/32-bit
- BIOS ROM: CMOS Flash EPROM; 4Mbit
- Intel® 845MZ Chipset

### Mass Storage

- **Floppy Disk Drive:** 3.5", 1.44MB
- **Primary Hard Disk Drive:** 20GB hard disk drive; Enhanced IDE (ATA-5) Interface; 9.5mm height, 0.2lbs, 13ms average access time (read), 3ms track to track seek time (read), supports PIO mode4, Ultra DMA mode5 & Multiword DMA mode2
- **DVD-ROM:** Enhanced IDE (ATAPI Interface); Compatibility: CD-ROM, CD-R(read-only), CD-RW(read only), DVD-ROM, DVD-R(read only); supports PIO mode4, Ultra DMA mode2 & Multiword DMA mode2
- **Software Decoder:** WinDVD

### Graphics/Video

- 14.1" TFT color LCD active-matrix display; internal display supports 1024 x 768 Resolution
- 16MB ATI M6-C graphics controller; 16MB external DDR video memory
- 3D Graphics Accelerator, AGP bus support; 2D Graphics Accelerator, BitBLT hardware, Hardware cursor, Direct Draw support  
External Color Support/Refresh rate:
  - 800x600; 60/70/72/75/85/90/100/120/160Hz (depending on CRT)
  - 1024x768; 60/70/72/75/85/90/100Hz (depending on CRT)
  - 1280x1024; 60/70/75/85/90/100Hz (depending on CRT)
  - 1600x1200; 60/75/85/100/120Hz (depending on CRT)

### Input Devices

- **Keyboard:** Full sized 85 keys with 12 function keys, 3mm key stroke, 7mm height; Dedicated Windows® & Application keys support; HotKey function; TouchPad pointing device; Scroll function (by help of driver)

### Expandability

- 2 Expansion memory slots (including main memory slot); 2 PC Card slots support 2 Type II or 1 Type III PC Cards; 32-bit

CardBus ready

### Communications

- Integrated V.92/56K modem; Data and fax support
- Integrated 10/100 Ethernet LAN

Due to FCC limitations, speeds of 53kbps are the maximum permissible transmission rates during Download. Actual data transmission speeds will vary depending on line conditions.

### Ports

- Parallel printer port
- RGB (Monitor) port
- TV-Out
- 3 Universal Serial Bus ports
- RJ-11 modem port
- RJ-45 LAN port

### Physical Description

- Dimensions (LxWxH): 12.6" x 10.9" x 1.5"
- Weight: **6.9 lbs**
- LED Indicators: Power, Power Save Mode, HDD, CD/DVD, FDD, DC-IN, Caps Lock, Arrow, Numeric, Main Battery Charging Status, System Sleep / Suspend status

### Sound

- Realtek ALC202A Codec Chip; Software sound
- 16-bit stereo, Windows Sound System; SoundBlaster® Pro compatible (in DOS box only); Built-in stereo speakers
- 3D sound support with HRTF 3D positional audio; Direct 3D Sound (supported by sound driver); Hardware acceleration for DirectSound and DirectMusic; Full Duplex and MIDI support
- Sound Volume
- **Ports:** Microphone port, headphone port

### Power Supply

- **AC Adapter:** 75W AC Adapter, 100-240V / 50-60Hz frequency (Universal) input voltage, 19V x 3.95A Output.  
**Dimensions (LxWxH):** 4.3" x 2.4" x 1.2"  
**Weight:** 0.7lbs
- **Battery Pack:** 8-cell, rechargeable, removable Li-Ion battery, 58Wh
- **Dimension (LxWxH):** 5.0" x 3.8" 0.8"  
**Weight:** 1.01lbs
- Up to 2.0H battery life; Recharge time (Off/On): 3.5H / 3.5-8H approx.  
Battery life may vary depending on applications, power management settings and features utilized. Recharge time varies depending on usage. Battery may not charge while computer is consuming full power. After a period of time, the battery will lose its ability to perform at maximum capacity and will need to be replaced. This is normal for all batteries. To purchase a new battery pack, see your accessories information that shipped with your computer or visit the Toshiba website at <http://www.accessories.toshiba.com/>

### Security

- Cable lock slot, HDD and memory (by screw only), Built-in Modem (screw only), User Power on Password, Supervisor Password, Setup Security, Screen Blank (by Hotkey), Screen Saver by software

### Bios

- ACPI, PnP, VESA, DPMS, SM BIOS, PC BIOS support

### Operating System

- Microsoft® Windows XP Pro pre-installed
- Microsoft® Windows 2000 component drivers on the web

### Additional Software

- Intuit Quicken Basic 2001
- Norton AntiVirus 2002
- AT&T Worldnet® Service – 1 Month Free\*  
\*Telephone access and other charges and other terms and conditions may apply. Offer available to new customers only.

Offer expires 4/30/04.

- AOL (3 –Month offer)
- Adobe Acrobat Reader
- Microsoft Internet Explorer
- Toshiba Custom Utilities
- Satellite Series Online Documentation
- **Toshiba Great Software Offer:** Receive your choice of two software titles. The software selection includes titles from the follow categories; productivity, education/reference, creativity and entertainment

---

#### Warranty

- 1 year parts, labor and battery

---

#### Environmental Specifications

- **Temperature:** Operating: 5° to 35°C (41° to 95°F); Non-operating: -20° to 65°C (-4° to 149°F)
- **Thermal gradient:** Operating: 15°C per hour maximum; Non-operating: 20°C per hour maximum
- **Relative Humidity:** Operating: 20% to 80% non-condensing; Non-operating: 10% to 95% non-condensing
- **Altitude (relative to sea level):** Operating: 0 to 3000 meters; Non-operating: 0 to 10,000 meters
- **Shock:** Operating: 10G; Non-operating: 60G
- **Vibration:** Operating: 0.5G; Non-operating: 1.0G

---

#### Accessories

##### Toshiba Accessories

PA3165U-1ACA Universal AC Adaptor  
PA3209U-1BRS Battery Pack (Ni-MH)

##### KINGSTON Memory

KTT3614/128 128MB PC2100 DDR SDRAM  
KTT3614/256 256MB PC2100 DDR SDRAM

##### Targus (Cases-Security)

NWCSS1 Suburban Carrying Case (nylon)  
PA450U Targus Defcon Key Lock

##### Wi-Fi (Agere)

8484415560 Wireless LAN PC Card (Gold)  
7000011030 AP-2000 (802.11a/b) Access Point  
8485878380 AP-500 (802.11b) Access Point

---

#### Product/Part Numbers/UPC

Satellite 1110-S153 PS111U-006MN7

#### \* Central Processing Unit ("CPU") Performance Disclaimer:

CPU performance in your computer product may vary from specifications under the following conditions:

- use of certain external peripheral products
- use of battery power instead of AC power without changing factory pre-set power management settings
- use of certain multimedia games or videos with special effects
- use of standard telephone lines or low speed network connections
- use of complex modeling software, such as high end computer aided design applications
- use of computer in areas with low air pressure (high altitude >1,000 meters or >3,280 feet above sea level)
- use of computer at temperatures outside the range of 5°C to 35°C (41°F to 95° F) or >25°C (77°F) at high altitude (all temperature references are approximate).

Under some conditions, your computer product may automatically shut-down. This is a normal protective feature designed to reduce the risk of lost data or damage to the product when used outside recommended conditions. To avoid risk of lost data, always make back-up copies of data by periodically storing it on an external storage medium. For optimum performance, use your computer product only under recommended conditions. Read additional restrictions under "Environmental Conditions" in your product Resource Guide. Contact Toshiba Technical Service and Support for more information.

# TOSHIBA

## Satellite® 1115 Series

### Model(s):

Satellite 1115-S103

Cel1500MHz/14.1" TFT/256MB/20GB/DVD/Mdm/LAN/Li-Ion/WinXP Home

### Part Number

PS111U-001FUV

## Product Highlights

### Performance

- Intel® Celeron® processor at 1.50GHz
- 256MB expandable to 512MB

### All-in-one design

- 20GB hard disk drive
- DVD-ROM drive

### Great Features

- 14.1" TFT active-matrix display
- 16MB ATI M-6 video memory

### Get On-Line

- Integrated V.92/56K modem
- Integrated 10/100 Ethernet LAN

## System Characteristics

### CPU (See CPU Performance Disclaimer)

- Intel® Celeron® processor at 1.50GHz\*
- Integrated co-processor

### L2 Cache

- 256KB Level 2 Cache integrated in module
- 400MHz processor bus clock speed

### Memory

- 256MB expandable to 512MB
- Expansion Memory: SODIMM, 128Mbit/256Mbit PC1600 SDRAM, 2.5V
- Data/Address Bus Width: 64-bit/32-bit
- BIOS ROM: CMOS Flash EPROM; 4Mbit
- Intel® 845MZ Chipset

### Mass Storage

- **Primary Hard Disk Drive:** 20GB hard disk drive; Enhanced IDE (ATA-5) Interface; 9.5mm height, 0.2lbs, 13ms average access time (read), 3ms track to track seek time (read), supports PIO mode4, Ultra DMA mode5 & Multiword DMA mode2
- **DVD-ROM:** Enhanced IDE (ATAPI Interface); Compatibility: CD-ROM, CD-R(read-only), CD-RW(read only), DVD-ROM, DVD-R(read only); supports PIO mode4, Ultra DMA mode2 & Multiword DMA mode2
- **Software Decoder:** WinDVD

### Graphics/Video

- 14.1" TFT color LCD active-matrix display; internal display supports 1024 x 768 Resolution
  - ATI M6-C graphics controller; 16MB external DDR video memory
  - 3D Graphics Accelerator, AGP bus support; 2D Graphics Accelerator, BitBLT hardware, Hardware cursor, Direct Draw support
- External Color Support/Refresh rate:
- 800x600; 60/70/72/75/85/90/100/120/160Hz (depending on CRT)
  - 1024x768; 60/70/72/75/85/90/100Hz (depending on CRT)
  - 1280x1024; 60/70/75/85/90/100Hz (depending on CRT)
  - 1600x1200; 60/75/85/100/120Hz (depending on CRT)

### Input Devices

- **Keyboard:** Full sized 85 keys with 12 function keys, 3mm key stroke, 7mm height; Dedicated Windows® & Application keys support; HotKey function; TouchPad pointing device; Scroll function (by help of driver)

### Expandability

- 2 Expansion memory slots (including main memory slot); 2 PC Card slots support 2 Type II or 1 Type III PC Cards; 32-bit CardBus ready

### Communications

- Integrated V.92/56K modem; Data and fax support
- Integrated 10/100 Ethernet LAN

Due to FCC limitations, speeds of 53kbps are the maximum permissible transmission rates during Download. Actual data transmission speeds will vary depending on line conditions.

### Ports

- Parallel printer port
- RGB (Monitor) port
- TV-Out
- 3 Universal Serial Bus ports
- RJ-11 modem port
- RJ-45 LAN port

### Physical Description

- Dimensions (LxWxH): 12.6" x 10.9" x 1.5"
- Weight: **6.9 lbs**
- LED Indicators: Power, Power Save Mode, HDD, CD/DVD, DC-IN, Caps Lock, Arrow, Numeric, Main Battery Charging Status, System Sleep / Suspend status

### Sound

- Realtek ALC202A Codec Chip; Software sound
- 16-bit stereo, Windows Sound System; SoundBlaster® Pro compatible (in DOS box only); Built-in stereo speakers
- 3D sound support with HRTF 3D positional audio; Direct 3D Sound (supported by sound driver); Hardware acceleration for DirectSound and DirectMusic; Full Duplex and MIDI support
- Sound Volume
- **Ports:** Microphone port, headphone port

### Power Supply

- **AC Adapter:** 75W AC Adapter, 100-240V / 50-60Hz frequency (Universal) input voltage, 19V x 3.95A Output.  
**Dimensions (LxWxH):** 4.3" x 2.4" x 1.2"  
**Weight:** 0.7lbs

- **Battery Pack:** 8-cell, rechargeable, removable Li-Ion battery, 58Wh

- **Dimension (LxWxH):** 5.0" x 3.8" 0.8"  
**Weight:** 1.01lbs

- Up to 2.0H battery life; Recharge time (Off/On): 3.5H / 3.5-8H approx.

Battery life may vary depending on applications, power management settings and features utilized. Recharge time varies depending on usage. Battery may not charge while computer is consuming full power. After a period of time, the battery will lose its ability to perform at maximum capacity and will need to be replaced. This is normal for all batteries. To purchase a new battery pack, see your accessories information that shipped with your computer or visit the Toshiba website at <http://www.accessories.toshiba.com/>

### Security

- Cable lock slot, HDD and memory (by screw only), Built-in Modem (screw only), User Power on Password, Supervisor Password, Setup Security, Screen Blank (by Hotkey), Screen Saver by software

### Bios

- ACPI, PnP, VESA, DPMS, SM BIOS, PC BIOS support

### Operating System

- **Microsoft® Windows XP Home pre-installed**

### Additional Software

- **Microsoft® Works**
- Intuit Quicken Basic 2001
- Norton AntiVirus 2002
- AT&T Worldnet® Service – 1 Month Free\*  
*\*Telephone access and other charges and other terms and conditions may apply. Offer available to new customers only. Offer expires 4/30/04.*
- AOL (3 –Month offer)
- Adobe Acrobat Reader
- Microsoft Internet Explorer
- Toshiba Custom Utilities

- Satellite Series Online Documentation
- [Toshiba Great Software Offer](#): Receive your choice of two software titles. The software selection includes titles from the follow categories; productivity, education/reference, creativity and entertainment

#### Warranty

- 1 year parts, labor and battery

#### Environmental Specifications

- **Temperature:** Operating: 5° to 35°C (41° to 95°F); Non-operating: -20° to 65°C (-4° to 149°F)
- **Thermal gradient:** Operating: 15°C per hour maximum; Non-operating: 20°C per hour maximum
- **Relative Humidity:** Operating: 20% to 80% non-condensing; Non-operating: 10% to 95% non-condensing
- **Altitude (relative to sea level):** Operating: 0 to 3000 meters; Non-operating: 0 to 10,000 meters
- **Shock:** Operating: 10G; Non-operating: 60G
- **Vibration:** Operating: 0.5G; Non-operating: 1.0G

#### Accessories

##### Toshiba Accessories

PA3165U-1ACA	Universal AC Adaptor
PA3209U-1BRS	Battery Pack (Ni-MH)

##### KINGSTON Memory

KTT3614/128	128MB PC2100 SDRAM Memory
KTT3614/256	256MB PC2100 SDRAM Memory

##### Targus (Cases-Security)

NWCSS1	Suburban Carrying Case (nylon)
PA450U	Targus Defcon Key Lock

##### Agere (Wi-Fi)

8484415560	Wireless LAN PC Card (Gold)
7000011030	AP-2000 (802.11a/b) Access Point
8485878380	AP-500 (802.11b) Access Point

#### Product/Part Numbers/UPC

Satellite 1115-S103	PS111U-001FUV
---------------------	---------------

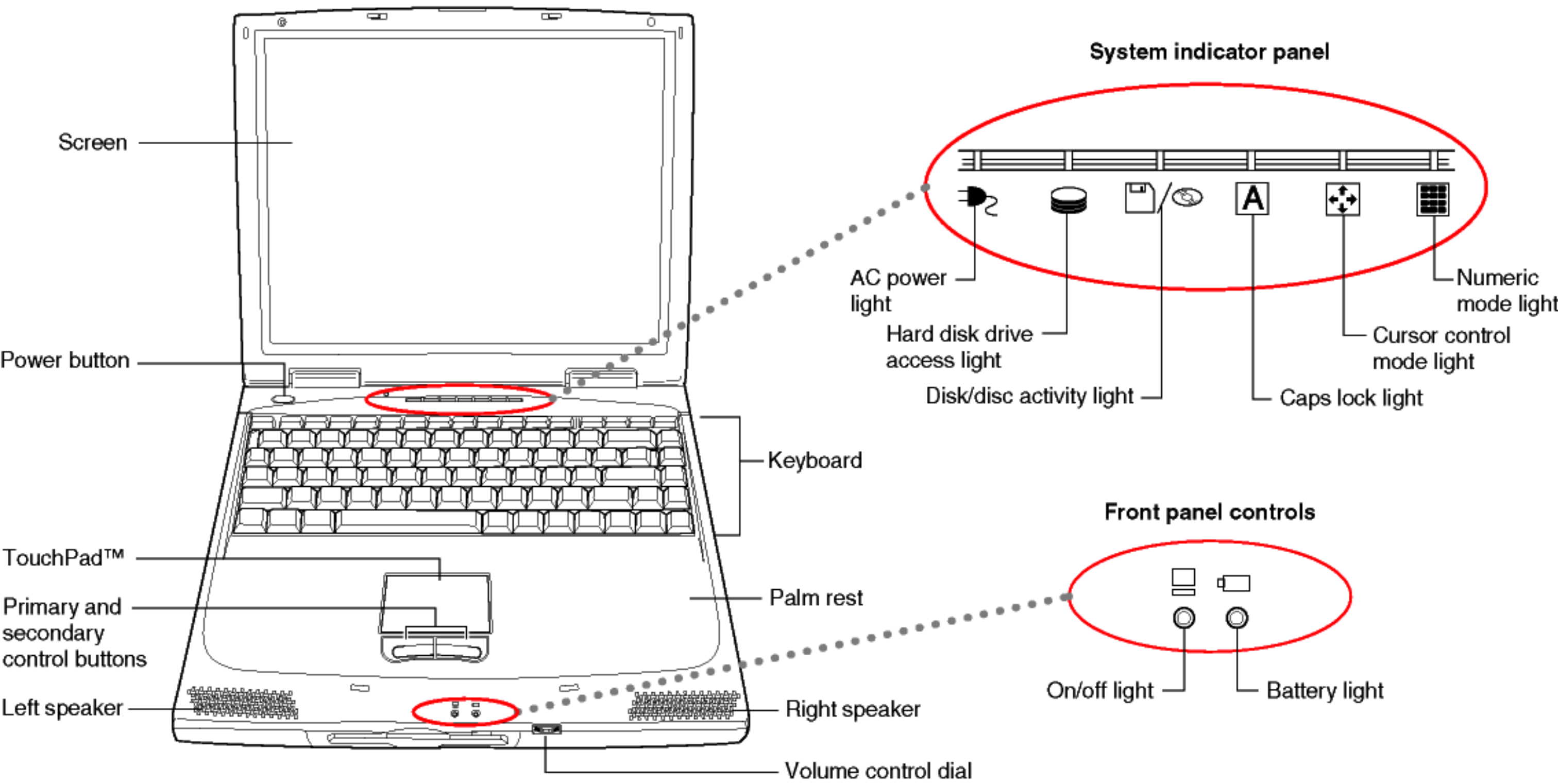
#### \* Central Processing Unit ("CPU") Performance Disclaimer:

CPU performance in your computer product may vary from specifications under the following conditions:

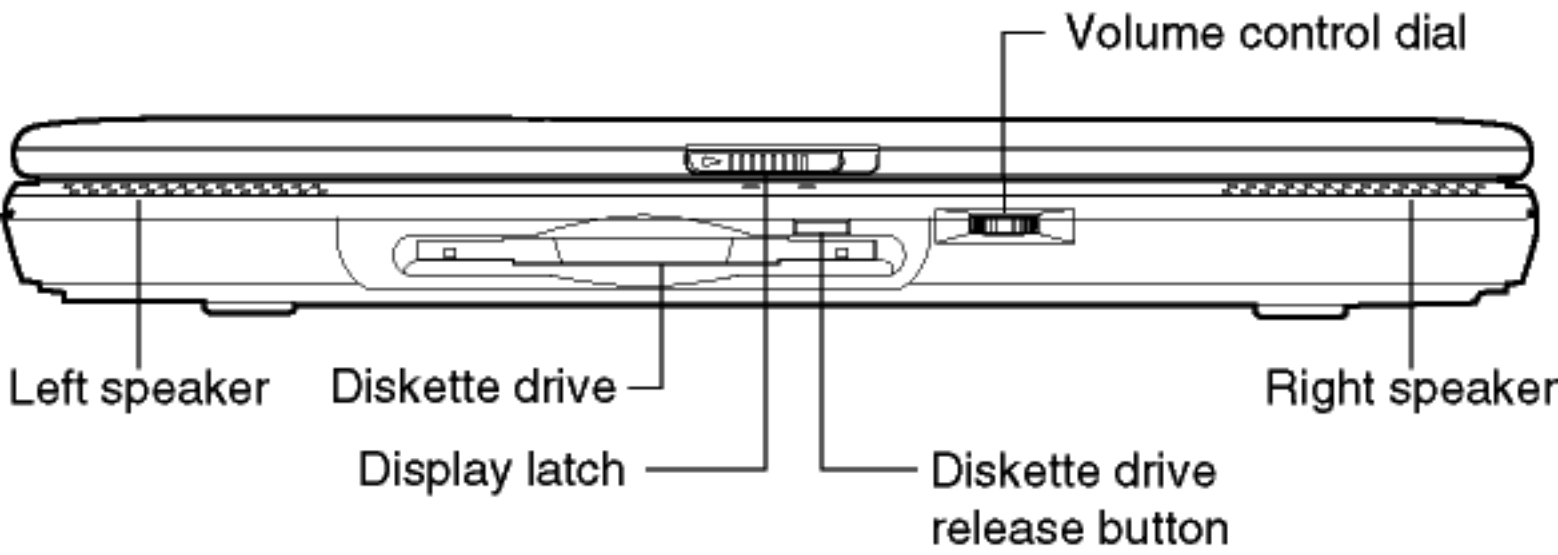
- use of certain external peripheral products
- use of battery power instead of AC power without changing factory pre-set power management settings
- use of certain multimedia games or videos with special effects
- use of standard telephone lines or low speed network connections
- use of complex modeling software, such as high end computer aided design applications
- use of computer in areas with low air pressure (high altitude >1,000 meters or >3,280 feet above sea level)
- use of computer at temperatures outside the range of 5°C to 35°C (41°F to 95° F) or >25°C (77°F) at high altitude (all temperature references are approximate).

Under some conditions, your computer product may automatically shut-down. This is a normal protective feature designed to reduce the risk of lost data or damage to the product when used outside recommended conditions. To avoid risk of lost data, always make back-up copies of data by periodically storing it on an external storage medium. For optimum performance, use your computer product only under recommended conditions. Read additional restrictions under "Environmental Conditions" in your product Resource Guide. Contact Toshiba Technical Service and Support for more information.

# Front with display open

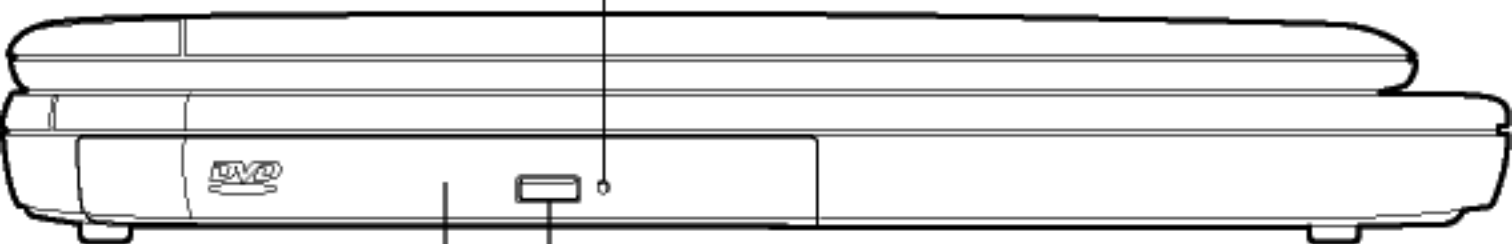


# Front with display closed



# Left side

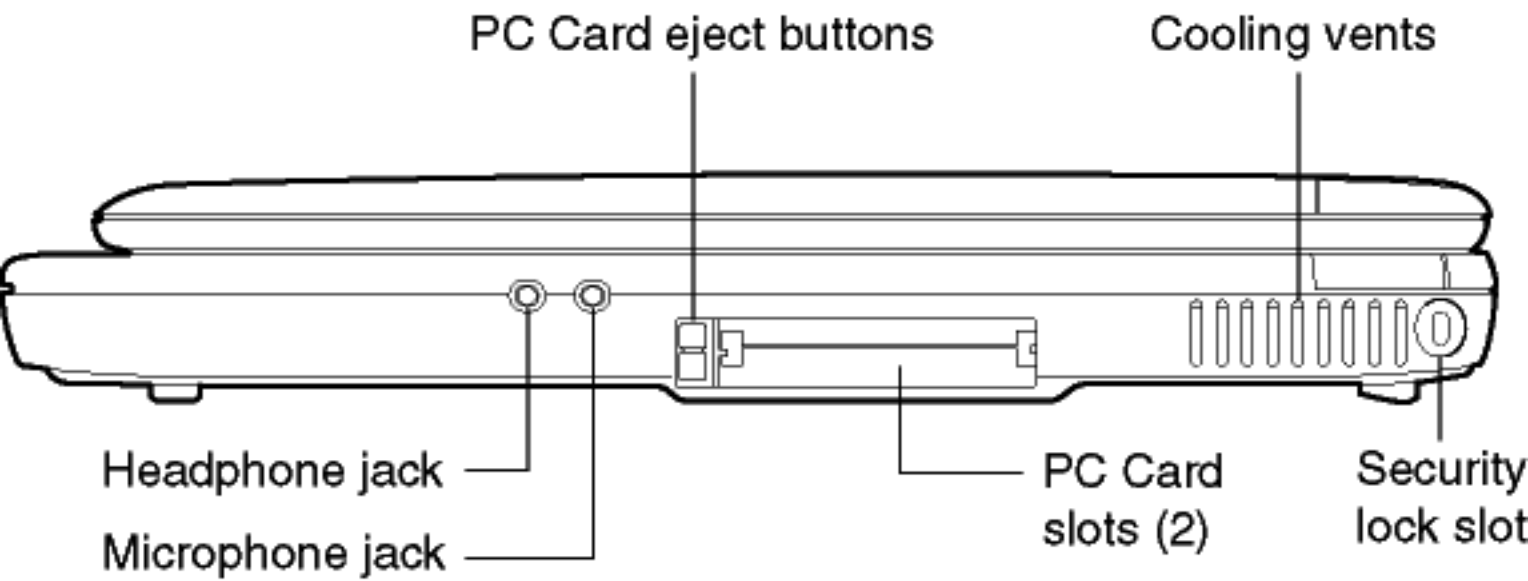
Manual eject button



Drive eject button (CD-ROM shown)

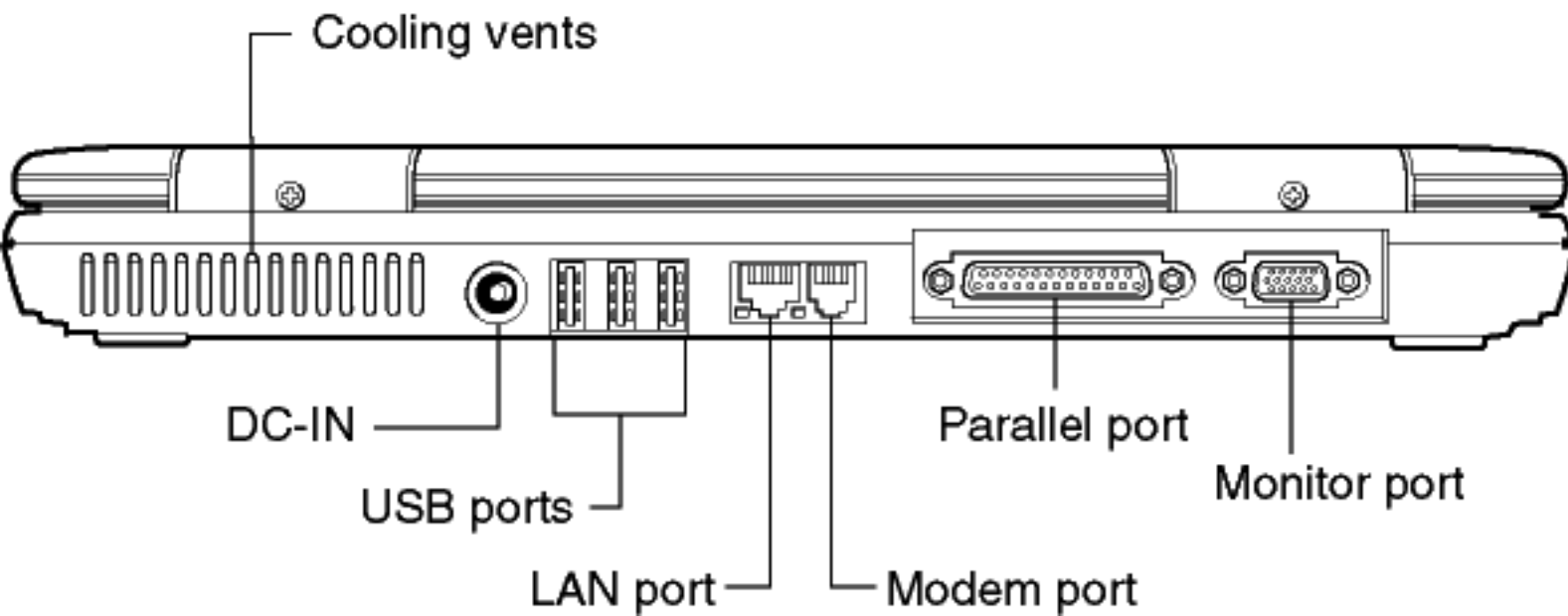
CD-ROM or DVD-ROM drive

# Right side

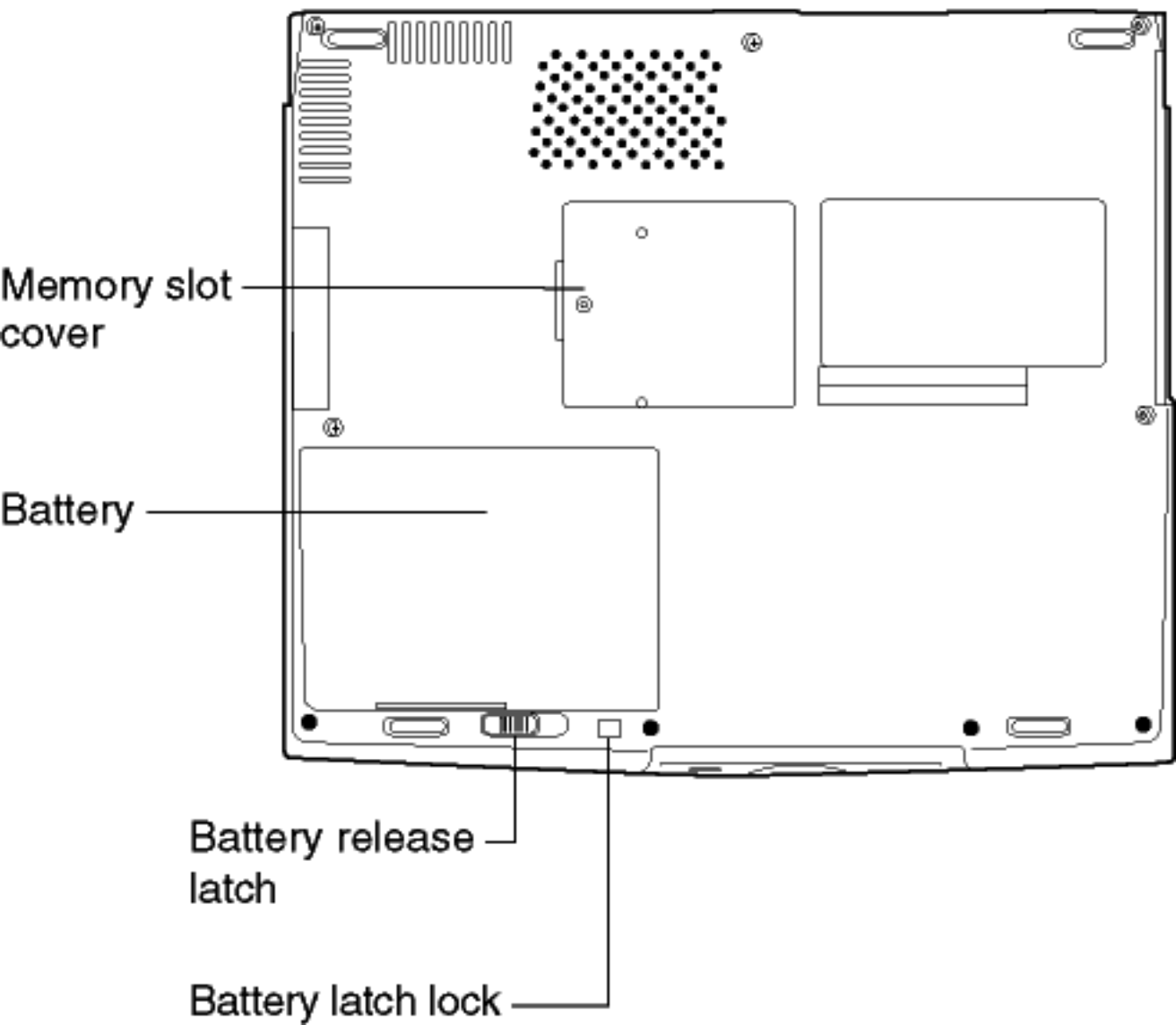




# Back



# Underside



## Free Manuals Download Website

<http://myh66.com>

<http://usermanuals.us>

<http://www.somanuals.com>

<http://www.4manuals.cc>

<http://www.manual-lib.com>

<http://www.404manual.com>

<http://www.luxmanual.com>

<http://aubethermostatmanual.com>

Golf course search by state

<http://golfingnear.com>

Email search by domain

<http://emailbydomain.com>

Auto manuals search

<http://auto.somanuals.com>

TV manuals search

<http://tv.somanuals.com>