


In Touch with Tomorrow

TOSHIBA

EX20PLUS/40PLUS PROGRAMMABLE CONTROLLERS

This circuit controls motor 1. R001 is the contact from the manual logic and R011 is the contact from the auto logic.



This circuit controls motor 2. R002 is the contact from the manual logic and R012 is the contact from the auto logic.



Advanced Features

- Programs in Ladder Logic
- Built in PROM Write & Erase
- High Speed 4kHz Counter
- 2 Channels Analog Input (option)
- Computer Interface (option)
- Critical I/O Update
- Bi-directional Shift Register
- 0.01 Second Timers

GENERAL PURPOSE PROGRAMMABLE CONTROLLER

The EX20PLUS/40PLUS Series of Programmable Controllers provide a functional, economical, and compact alternative to conventional relay panels and to more expensive controllers.

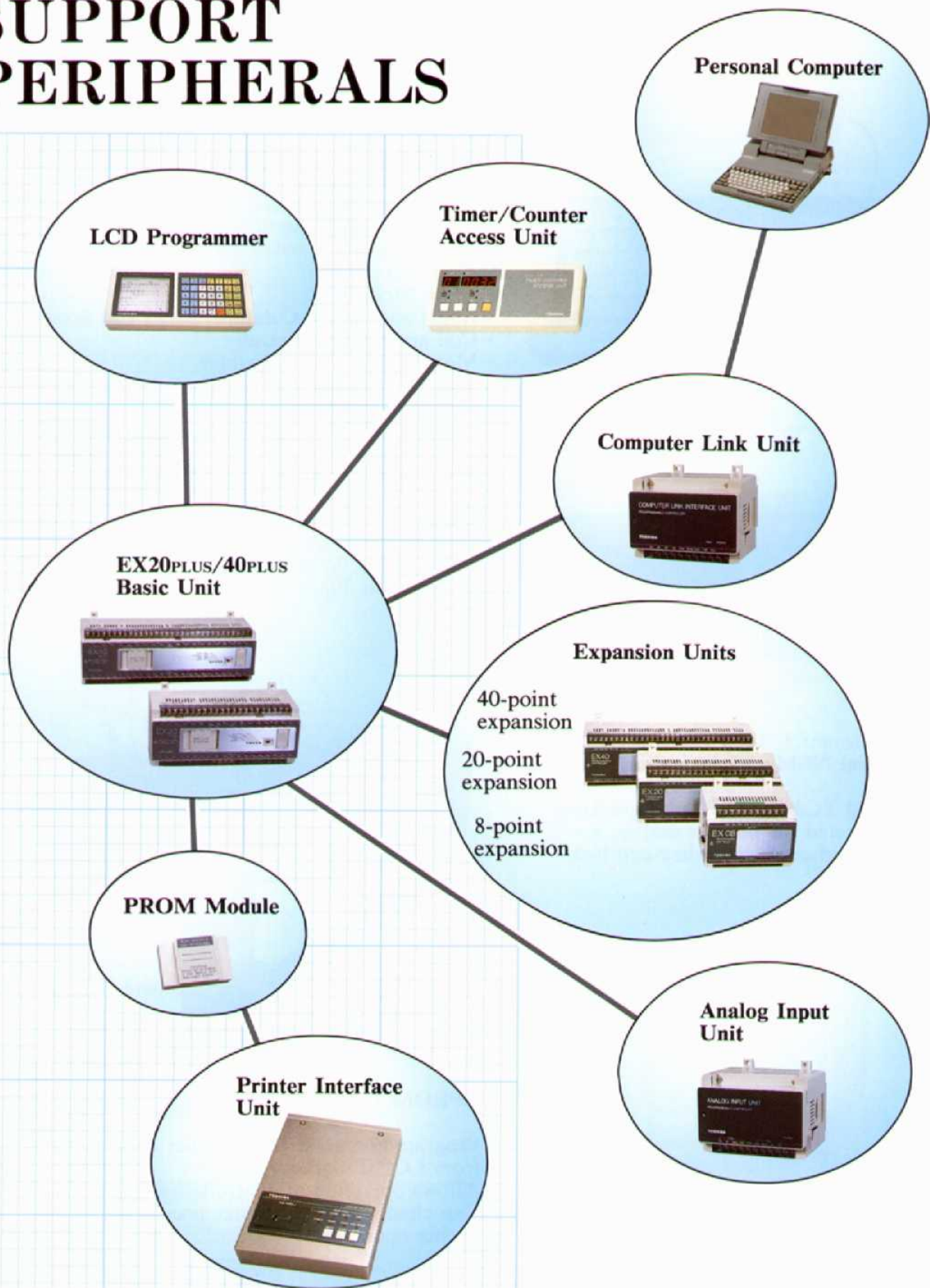
Toshiba offers a flexible building block concept for I/O addition. The controllers are well suited to a large number of OEM and user applications including: small conveyor and palletizer, car wash, punch press, sequence start and shutdown, industrial washing and dyeing, hydraulic and pneumatic control, test equipment, material handling, etc.



All the necessary features

- 4KHz High Speed Input
 - Up/down counter, 4/8 digits
- Easy Computer Linkage
 - Up to 16 on one RS422 network
- High Performance Software
 - Eight timers, 0.01 sec.
 - Up/down counter
 - Bi-directional shift register
 - Critical I/O update
 - All instructions used on EX20/40/40H
- 2 channel Analog Input
 - 0-5Vdc 0-10Vdc or 0-20mA, only one range/unit
 - Program any point on analog range

ALL THE NECESSARY SUPPORT PERIPHERALS



PERIPHERAL DEVICES

LCD Programmer

- Programs contacts and coils
- Displays 8 lines and 10 columns
- I/O Force
- Block Monitor
- Trace Monitor
- Insert and Delete Columns, Rows and Screens
- Coil and Contact Search
- Monitor Timer and Counter
- Verify Contacts Closing and Coils Energized
- Compact Handheld Design

Timer/Counter Access Unit (TCAU)

- Change Preset Timer Values
- Change Preset Counter Values
- Monitor the Preset Values
- Monitor the Elapsed Timer or Count

Special NEMA 12 Mounting Bracket

- Hold TCAU or LCD Programmer
- Gasketed for positive seal
- Limited access thru key and lock



EEPROM Program Storage

- Program and erase in controller by command from LCD Programmer
- Allows operation of controller without battery
- Can change Timer/counter presets in module during operation



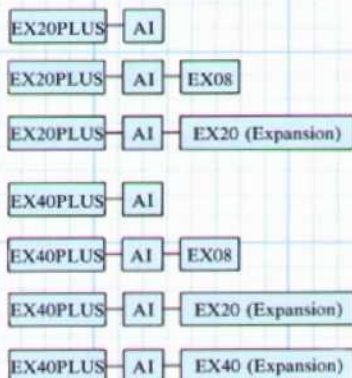
EXPANDABLE I/O

For the most flexible I/O configuration, any of the input and output type expansion units can be used with the EX20PLUS and EX40PLUS. The number of expansion units that can be used with an EX20PLUS or EX40PLUS are listed in the table below.

Discrete

Number of I/O points	Configuration
20	EX20PLUS
28	EX20PLUS — EX08
36	EX20PLUS — EX08 — EX08
40	EX20PLUS — EX20 (Expansion) or EX40PLUS
48	EX40PLUS — EX08
56	EX40PLUS — EX08 — EX08
60	EX40PLUS — EX20 (Expansion)
68	EX40PLUS — EX20 (Expansion) — EX08
76	EX40PLUS — EX20 (Expansion) — EX08 — EX08
80	EX40PLUS — EX40 (Expansion)

Discrete and Analog Input



EX40PLUS
Basic Unit (24 input + 16 output)

EX20
Expansion Unit (12 input + 8 output)



8 Point Expansion Unit

Toshiba's Model EX08 Expansion Unit allows custom addition to the controller by selecting either:

- 8 inputs
- 8 outputs
- 4 inputs and 4 outputs



2 channel Analog Input

- 0-5 Vdc, 0-10 Vdc, or 0-20 mA, only one range/unit
- Program any point on analog range

COMPUTER SOFTWARE FOR EX20/40 SERIES CONTROLLERS



**Toshiba T-3100
Personal Computer**

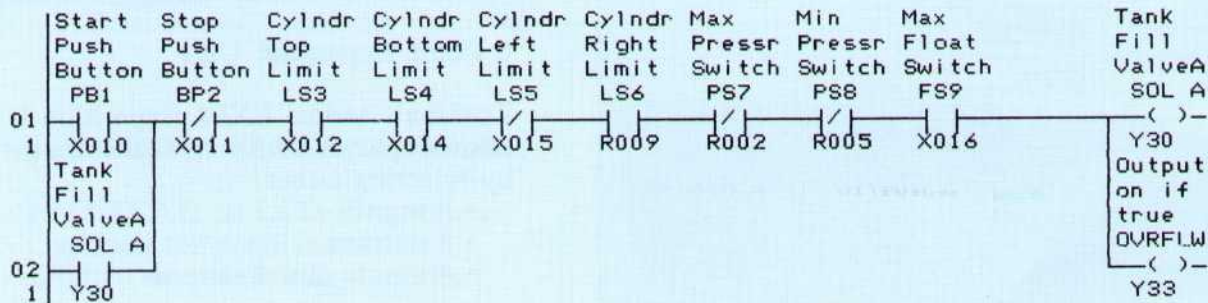
EX-PDD

The EX Program Development and Documentation System (EX-PDD) for Toshiba's EX series of Programmable Controllers is a software package that runs on any IBM-PC, -XT, or -AT Personal Computer and also some IBM-PC compatibles (such as Toshiba's Portable Personal Computers).

Sample Documentation

This is a ladder-diagram printout of the program shown on the sample screens. PAGE, CIRCUIT, LINE, and DEVICE commentary can be included in ladder-diagram printouts. The PAGE comment allows the user to describe whole program segments. The maximum size available for the PAGE commentary is 10 lines high by 76 characters wide. This is Page commentary for Page 001, Sheet 1 of this program. COMMENTARY ON ALL Pages is possible on the EX20/40 series PLC. Each program Page can be several sheets long in the ladder printout, depending on the overall length of the commentary printed for the Page.

This Paragraph is a CIRCUIT comment for circuit 1 in this program. The maximum size allowed for the CIRCUIT commentary is 5 lines high by 76 characters wide). The in-ladder cross reference is printed at the end of page 001.



EX-PAL

PAL (Process Automation Language) is a proven high level programming language for integrating Personal Computers with Programmable Controllers. PAL incorporates data processing, operator input and graphics displays of Computers into automated systems using Programmable Controllers. PAL allows the operator of an automated control system to communicate directly with the Programmable Controllers in the system through the Personal Computer.

FUNCTIONAL SPECIFICATIONS

FUNCTION		EX20	EX40	EX40H	EX20 PLUS	EX40 PLUS
Scan time		60 μ s/step		3 μ s/step	60 μ s/step	
Available memory		1k steps		1k/2k steps	1k steps	
Basic I/O points		20(12/8)	40(24/16)	40(24/16)	20(12/8)	40(24/16)
Max. expanded I/O		40(24/16)	80(48/32)	120(72/48)	40(24/16)	80(48/32)
Input types	Contact	Yes	Yes	Yes	Yes	Yes
	120 Vac	Yes	Yes	Yes	Yes	Yes
	24 Vdc	Yes	Yes	Yes	N/A	N/A
Output types	Relay	Yes	Yes	Yes	Yes	Yes
	AC Triac	Yes	Yes	Yes	N/A	N/A
	DC Transistor	Yes	Yes	Yes	N/A	N/A
Timers		16(0.1-999.9s)		64 (0.1-999.9s)	56(0.1-999.9s) 8(0.01-99.99s) (Only 40 if AI used)	
Counters		16(1-9999)		64 (1-9999)	64(1-9999) (Only 32 if HSC used)	
High Speed Counter (HSC)		N/A	N/A	N/A	4kHz max Up/down, 4/8 digits	
Internal relays	Retentive	128	128	128	128	128
	Non retentive	128	128	128	112	112
	Special purpose	N/A	N/A	N/A	16	16
Program instructions		Timer, Counter, Transitional contact, Step sequencer, Master control, Jump, Flip-flop, Shift register			Same plus Bi-directional shift register, Up/down counter, I/O up date	
PROM operation	Read	RM64/16 /17/66	RM64/16 /17/66	RM64/16 /17/66	RM64/16 /17/66	RM64/16 /17/66
	Write	RM64/16 /66	RM64/16 /66	RM64/16 /66	RM17/66	RM17/66
	Erase	RM16/66	RM16/66	RM16/66	RM17/66	RM17/66
	Change T/C presets *	N/A	N/A	N/A	Yes	Yes
	Run without battery	N/A	N/A	N/A	Yes	Yes
Documentation by IBM personal computer		Yes	Yes	Yes	Yes	Yes
UL/CSA Listed		Yes	Yes	Yes	Yes	Yes

* : Requires Ver. 2.3 Programmer

TOSHIBA

TOSHIBA INTERNATIONAL (EUROPE) LTD.

1 Roundwood Avenue
Stockley Park, Uxbridge
Middlesex UB11 1AR, UNITED KINGDOM
Tel: 081 848 4466 Fax: 081 848 4969
E_mail nigels@toshibai.co.uk

TOSHIBA INTERNATIONAL CORPORATION

Industrial Equipment Division
13131 West Little York Road
Houston, TX. 77041 U.S.A.
Tel: 713-466-0277 Fax: 713-466-8773
E_mail: plc@tic.toshiba.com

TOSHIBA do BRASIL, S.A.

Estrade dos Alvarengas 5500
Sao Bernardo do Campo
Sao Paulo 0985-5500, Brazil
Tel: 55-11-7689-7199
Fax: 55-11-7689-7189
antoneli@tbb.toshiba.com.br

TOSHIBA INTERNATIONAL CORPORATION PTY. LTD.

Unit 1, 9 Orion Road Lane Cove
N.S.W. 2066, AUSTRALIA
Tel: 02-428-2077 Telex: AA25192
E_mail: preston@toshiba.co.au

TOSHIBA CORPORATION

Industrial Equipment Department
1-1, Shibaura 1-chome, Minato-ku
Tokyo 105, JAPAN
Tel: 03-3457-4900 Cable: Toshiba Tokyo
E_mail: osamu.seki@toshiba.co.jp

Toshiba Asia Pacific PTE. LTD

200 Cantonment Rd. #12-01
Southpoint, 089763 Singapore
Ph: 65-324-1048
Fax: 65-324-5286

Free Manuals Download Website

<http://myh66.com>

<http://usermanuals.us>

<http://www.somanuals.com>

<http://www.4manuals.cc>

<http://www.manual-lib.com>

<http://www.404manual.com>

<http://www.luxmanual.com>

<http://aubethermostatmanual.com>

Golf course search by state

<http://golfingnear.com>

Email search by domain

<http://emailbydomain.com>

Auto manuals search

<http://auto.somanuals.com>

TV manuals search

<http://tv.somanuals.com>