

HANDSFREE ADAPTOR HF505 OPERATION GUIDE

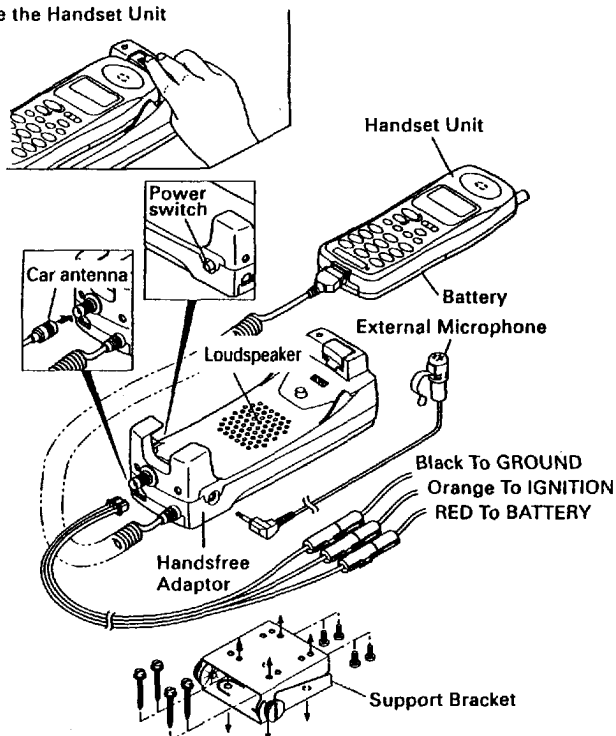
FEATURES

- Handset will easily attach or detach from handsfree adaptor.
- Handsfree function with the use of loudspeaker and external microphone.
- Continuous battery charging capability.
- Loudspeaker's volume can be changed by using the control on your phone.

INSTALLATION

The installation method is as follows:

Press this button to
remove the Handset Unit



HANDSFREE OPERATION

Power Switch Operation

When the ignition key is on, push the Power switch on the Handsfree Adaptor and set it to the IN-Position to turn your handset on. Press the switch again to set it to the OUT-Position to turn your handset off.

When the Power switch on the Handsfree Adaptor is left in the IN-Position and the ignition key is turned on, your handset will be powered up. When the ignition key is turned off, your handset will be powered off. The power of your phone will also be controlled with the power switch on your handset.

Note: Power key of your handset will not operate when your handset is placed in the cradle.

Handsfree Calling

1. To place a call handsfree, enter a telephone number and press **SEND**.
2. When the called party answers, proceed with the call as usual but leave the handset in its cradle and use the external microphone and loudspeaker.
3. To terminate your call, press **END**.

Handsfree Answering

1. To answer a call handsfree, press any key except **PWR**, **▲**, **▼** or **END**.
2. Proceed with answering your call as usual but leave the handset in its cradle and use the external microphone and the loudspeaker.
3. To terminate your call, press **END**.

Handsfree to Handset Switching

1. To switch over to handset operation while in handsfree mode, remove your handset from its cradle.
2. Proceed with the conversation using your handset.
3. To terminate your call, press **END**.

Handset to Handsfree Switching

1. To switch over to Handsfree communication while using your handset, replace your handset in its cradle.
2. Proceed with the conversation using the external microphone and the loudspeaker.
3. To terminate your call, press **END**.

Note: It is recommended that you try to reduce interior vehicle noise as much as possible such as by limiting the volume levels of any audio equipment, by selecting a low fan speed on the vehicle's heater or air conditioner, or by rolling up the windows.

Call-in Progress Protection

Even if the Power switch or the ignition key is turned off during conversation, your connection will remain uninterrupted and you may proceed with the call as usual.

Handsfree Speaker Volume Adjustment

1. To change the speaker volume during handsfree operation while in conversation, press **▲** or **▼**.
2. To change the volume level of the handsfree speaker while not in use, press **FNC**, *** →**, **9 WXY**, **0 OPER**. Then press **▲** or **▼** to raise or lower the volume level.

Note: Your handset must be connected with handsfree adaptor to adjust volume level outlined in the above item 2.



Keypad Disable Function in Handsfree Mode (Programmable Option)

This function prevents accidental or unintentional use of the keypad in handsfree mode.

When this function is activated by Programmable option, no key operations in handsfree mode are possible. The display shows "Keypad Disable" each time your phone is turned on.



Note: Even in Keypad disable mode, your phone will receive calls normally.

To Temporarily Release Keypad Disable Mode:

Press and hold  and  simultaneously.

“Keypad Disable” will disappear.

To Return to Keypad Disable Mode:

Press and hold  and  simultaneously again.

“Keypad Disable” will be displayed.

Note: When handsfree curly cord is disconnected from your handset, key operations become possible and “Keypad Disable” disappears.

Free Manuals Download Website

<http://myh66.com>

<http://usermanuals.us>

<http://www.somanuals.com>

<http://www.4manuals.cc>

<http://www.manual-lib.com>

<http://www.404manual.com>

<http://www.luxmanual.com>

<http://aubethermostatmanual.com>

Golf course search by state

<http://golfingnear.com>

Email search by domain

<http://emailbydomain.com>

Auto manuals search

<http://auto.somanuals.com>

TV manuals search

<http://tv.somanuals.com>