

---

## Ongoing use and advanced operation

### Message Guide 720P93620

Defines displayed messages and required actions by the operator is listed in this guide.

### 4850/4890 HighLight Color and 4135 LPS Font User Guide 720P87341

Lists the available fonts and fonts compatible with other printers you may have installed at your site.

### Designing for HighLight Color 720P86221

Explains how to use highlight color in your documents. It presents the concepts of color theory and document design techniques.

### Helpful Facts About Paper 610P500497

Provides advice for using and storing paper to keep your printer trouble free and eliminate paper jams.

### Xerox LPS Tape Formats Manual 600P86175

Describes the characteristics of the magnetic tape media formats your 4890 supports for the optional system controller ¼ inch cartridge tape drive and the peripheral cabinet open-reel and ½ inch cartridge tape drives.

---

## Customer assistance

Your Xerox representative will assist with the installation of your 4890 HighLight Color Laser Printing System, and arrange training for the operators and users.

If you need additional copies of the documents in this Reference Set, contact Xerox Documentation and Software Services at 800-445-5554. Provide the product code listed next to the titles and the number of copies you need.

Refer to the back of the Xerox 4890 HighLight Color LPS Product Reference for information about contacting other Xerox services. These services can answer any questions you may have regarding connecting to other devices and networks or ordering supplies.

If, after installation, you need technical assistance with the operation of your Xerox 4890 HighLight Color Laser Printing System, contact Xerox Printing Systems Support.

### Xerox Printing Systems Support

1-800-821-2797

Available 7 days a week

5:00 a.m. to 5:00 p.m. Pacific time

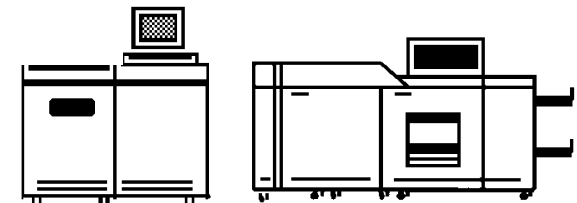

# XEROX

## Xerox 4890 HighLight Color Laser Printing System

### Guide to the Reference Set

©1994 by Xerox Corporation. All rights reserved.

Version 5.0  
720P93690



**Welcome to the world of highlight color document printing.** With your new Xerox 4890 HighLight Color Laser Printing System (LPS), you received a set of manuals to help you create and produce documents using highlight color. In time and with little effort, the documents produced will have an entirely new and professional look because of the use of highlight color. In essence, you now have your own in-house print shop.

The following documents are included in your reference set:

- Product Reference
- Operator Guide
- System Programming and Administration Guide
- Command Reference
- Forms Creation Reference
- Print Description Language Reference
- Message Guide
- Operator Command Summary
- HighLight Color Palettes
- Master Index
- Xerox 4850/4890 HighLight Color and 4135 LPS Font User Guide
- Designing for HighLight Color
- Helpful Facts About Paper
- Xerox LPS Tape Formats Manual

These books are described in the order of use:

- Installing, setting up, and maintaining your LPS
- Using the LPS in a production mode
- Ongoing use and advanced operation.

## Installing, setting up, and maintaining your Laser Printing System

### Product Reference 720P93720

Provides an overview of the hardware and software components, functionality, and suggested networking configurations of the system.

### System Programming and Administration Guide 720P93610

Provides instructions for installing the software, administrative tasks, font management, establishing security, and programming tasks. This book contains procedures to perform the system administration tasks to help you manage the Laser Printing System.

### Operator Guide 720P93710

Covers all the tasks and procedures necessary for the operator to keep your system running smoothly. This includes the initial setup of the printer, overseeing the printing process and print queues, and troubleshooting any problems that may occur during the operation of the printer.

This guide also covers paper handling and the ongoing maintenance of the printer, including instructions for replacing consumable materials, such as staple wire, toners, and the color housing.

### Master Index 720P93750

Helps you find the subject you need in any of the manuals within the reference set, and direct you to related procedures and information in other manuals.

## Using the LPS in a production mode

### Forms Creation Reference 720P93650

Discusses the basic concepts of creating forms, and includes information about adding color to your forms.

### Print Description Language Reference 720P93590

This manual is written for the programmer that creates and oversees jobs sent to the printer for processing. Once the documents arrive at the printer controller, commands may be entered to alter the document appearance by adding color, changing fonts, or other characteristics of the document.

### Command Reference 720P93600

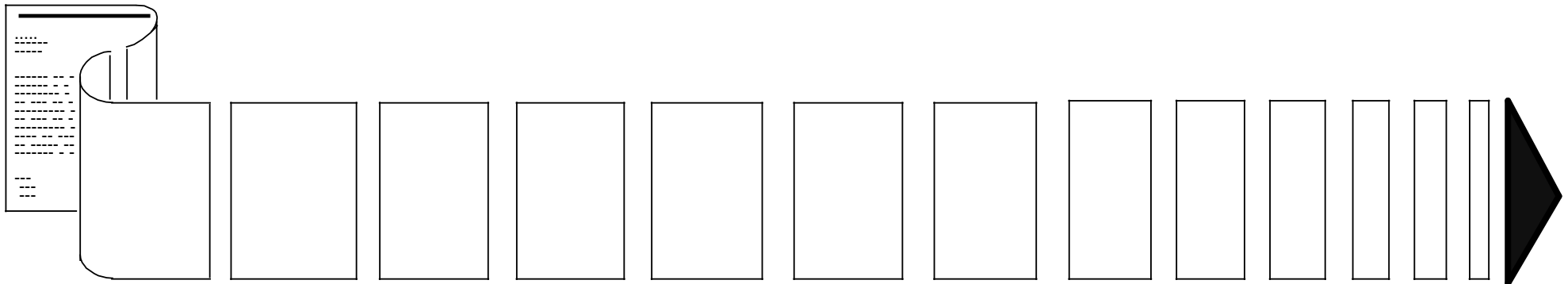
Assists the operator and programmer with the use of proper commands to control the printing system. The Command Reference defines each command and provides the proper syntax and examples of commands.

### Operator Command Summary 720P93630

Lists the commands without explanatory text, and is designed for quick reference of commands.

### HighLight Color Palettes 720P93640

Contains numerous palettes and inks you can select for your highlight color print jobs. Lists the inks contained in the various catalogs by name.



## Free Manuals Download Website

<http://myh66.com>

<http://usermanuals.us>

<http://www.somanuals.com>

<http://www.4manuals.cc>

<http://www.manual-lib.com>

<http://www.404manual.com>

<http://www.luxmanual.com>

<http://aubethermostatmanual.com>

Golf course search by state

<http://golfingnear.com>

Email search by domain

<http://emailbydomain.com>

Auto manuals search

<http://auto.somanuals.com>

TV manuals search

<http://tv.somanuals.com>