

COMPAQ

COMPAQ

Load CD

7

For more information regarding your PC, insert the My Presario - Learning More CD.



Go Online!

8

www.compaq.com

Open

1



Illustrations may vary slightly from your Internet PC.

*My Presario - Quick Setup
4000 Series*

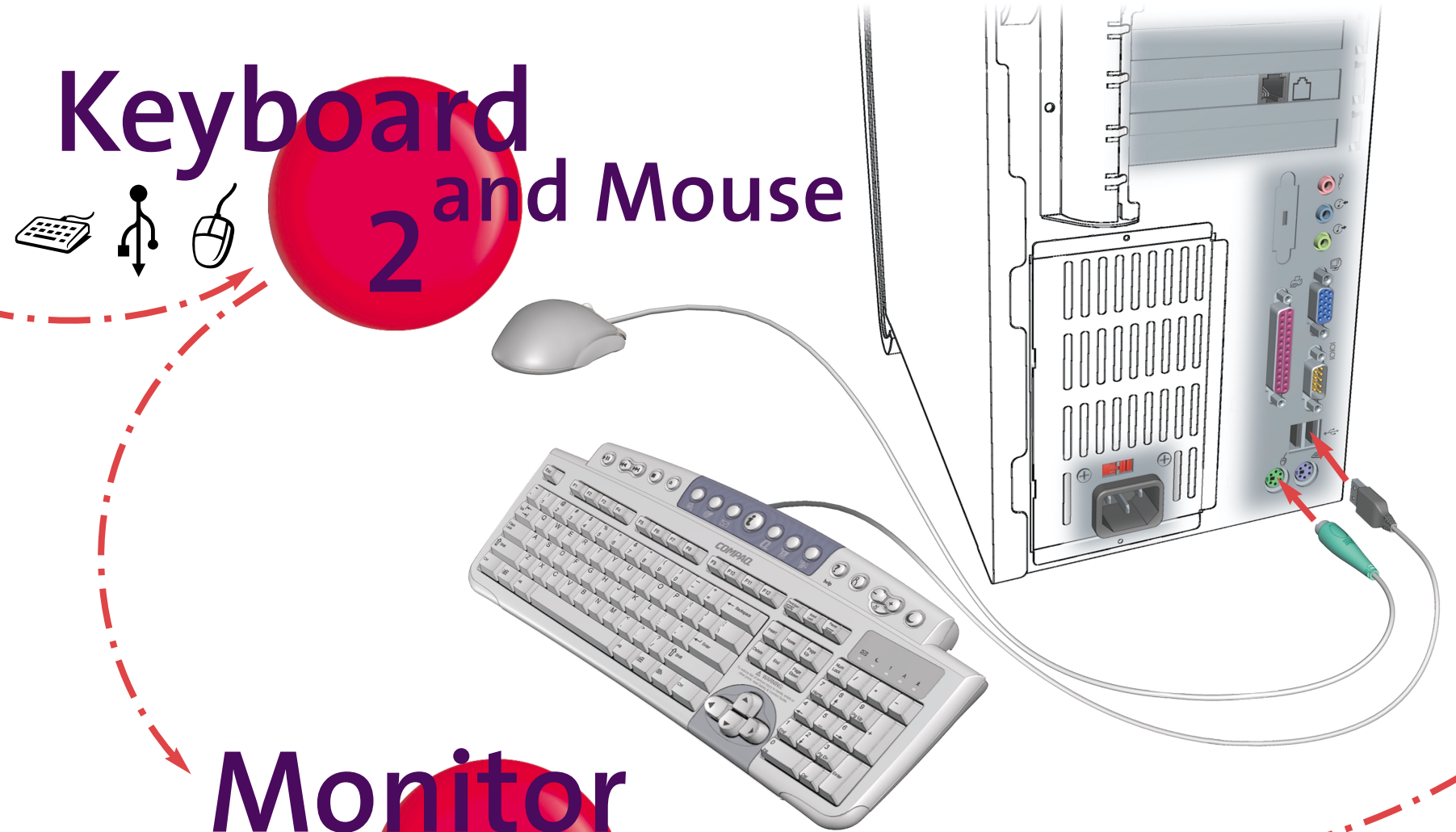


240858-372


© 2001 Compaq Computer Corporation. COMPAQ, the Compaq logo, and Presario Registered U.S. Patent and Trademark Office. Second Edition July 2001.

NOTE:
Printers and other accessories should be connected only after computer setup and registration are complete.

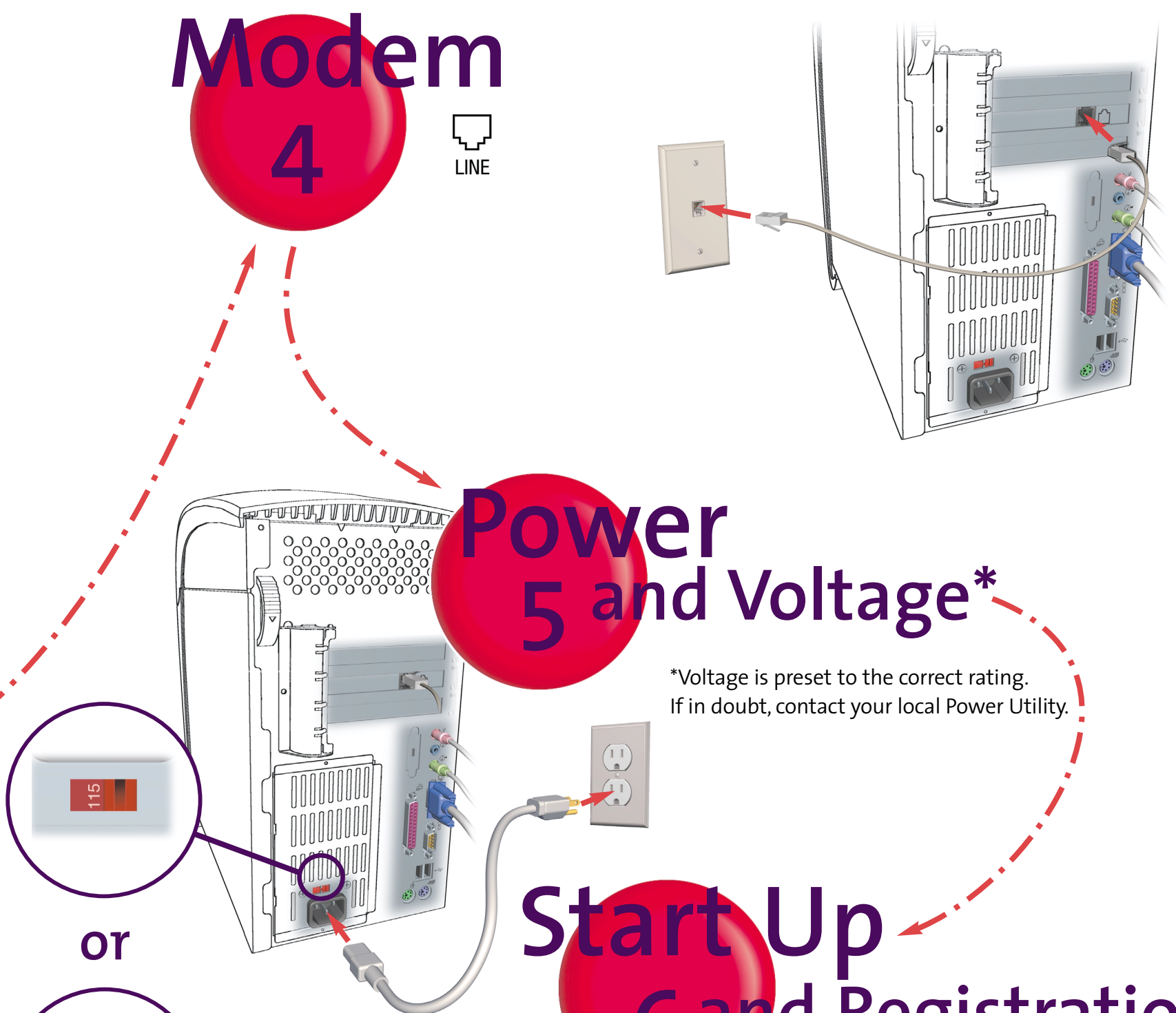
Keyboard and Mouse 2



Monitor and Speakers* 3



Modem 4



Power and Voltage* 5

*Voltage is preset to the correct rating.
If in doubt, contact your local Power Utility.

Start Up and Registration 6



over

Connectors and their locations may vary by model. Please match the correct colored plug to coordinating port.
*Powered speakers (included in Compaq FS and MV series monitors) are required.

Free Manuals Download Website

<http://myh66.com>

<http://usermanuals.us>

<http://www.somanuals.com>

<http://www.4manuals.cc>

<http://www.manual-lib.com>

<http://www.404manual.com>

<http://www.luxmanual.com>

<http://aubethermostatmanual.com>

Golf course search by state

<http://golfingnear.com>

Email search by domain

<http://emailbydomain.com>

Auto manuals search

<http://auto.somanuals.com>

TV manuals search

<http://tv.somanuals.com>