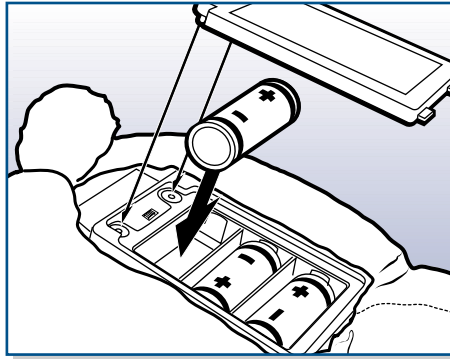


TO REPLACE BATTERIES

Use a Phillips/cross head screwdriver to loosen screw in battery compartment door (screw remains attached to door). Remove door. Remove exhausted batteries and insert 3 x 1.5V fresh "C"/LR14 alkaline batteries. Replace door and tighten screw.



⚠ CAUTION: TO AVOID BATTERY LEAKAGE

- 1) Be sure to insert the batteries correctly and always follow the toy and battery manufacturer's instructions.
- 2) Do not mix old and new batteries or alkaline, standard (carbon-zinc) or rechargeable (nickel-cadmium) batteries.
- 3) Always remove weak or dead batteries from the product.

IMPORTANT: BATTERY INFORMATION

Please retain this information for future reference.

Batteries should be replaced by an adult.

⚠ CAUTION:

- 1) Always follow the instructions carefully. Use only batteries specified and be sure to insert them correctly by matching the + and - polarity markings.
- 2) Do not mix old batteries and new batteries, or standard (carbon-zinc) with alkaline batteries.
- 3) Remove exhausted or dead batteries from the product.
- 4) Remove batteries if product is not to be played with for a long time.
- 5) Do not short-circuit the supply terminals.
- 6) Should this product cause, or be affected by, local electrical interference, move it away from the other electrical equipment. Reset (switching off and back on again or removing and re-inserting batteries) if necessary.
- 7) RECHARGEABLE BATTERIES: Do not mix these with any other types of battery. Always remove from the product before recharging. Recharge batteries under adult supervision. DO NOT RECHARGE OTHER TYPES OF BATTERIES.

SURFACE WASH ONLY

© Disney
®* and/or ™* & © 2003 Hasbro. All Rights Reserved.
® denotes Reg. U.S. Pat. & TM Office.
34901 PN 6272480000



Questions? Call: 1-800-327-8264

AGES 3+

34901

Disney's BROTHER BEAR

Tumble 'n Laugh™* Koda

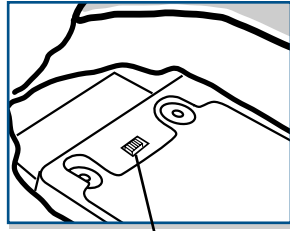
Thank you for purchasing this *Brother Bear* toy! For maximum play value, be sure to read and follow instructions carefully.



Includes 3 x 1.5V "C"/R14 batteries. Alkaline batteries recommended. Phillips/cross head screwdriver (not included) needed to replace batteries.

TO PLAY

Tumble 'n Laugh™* Koda is packaged in "TRY ME" mode. When you bring the toy home, activate its full range of features by moving the toy's ON/OFF/TRY ME switch to the "ON" position.



ON/OFF/TRY ME

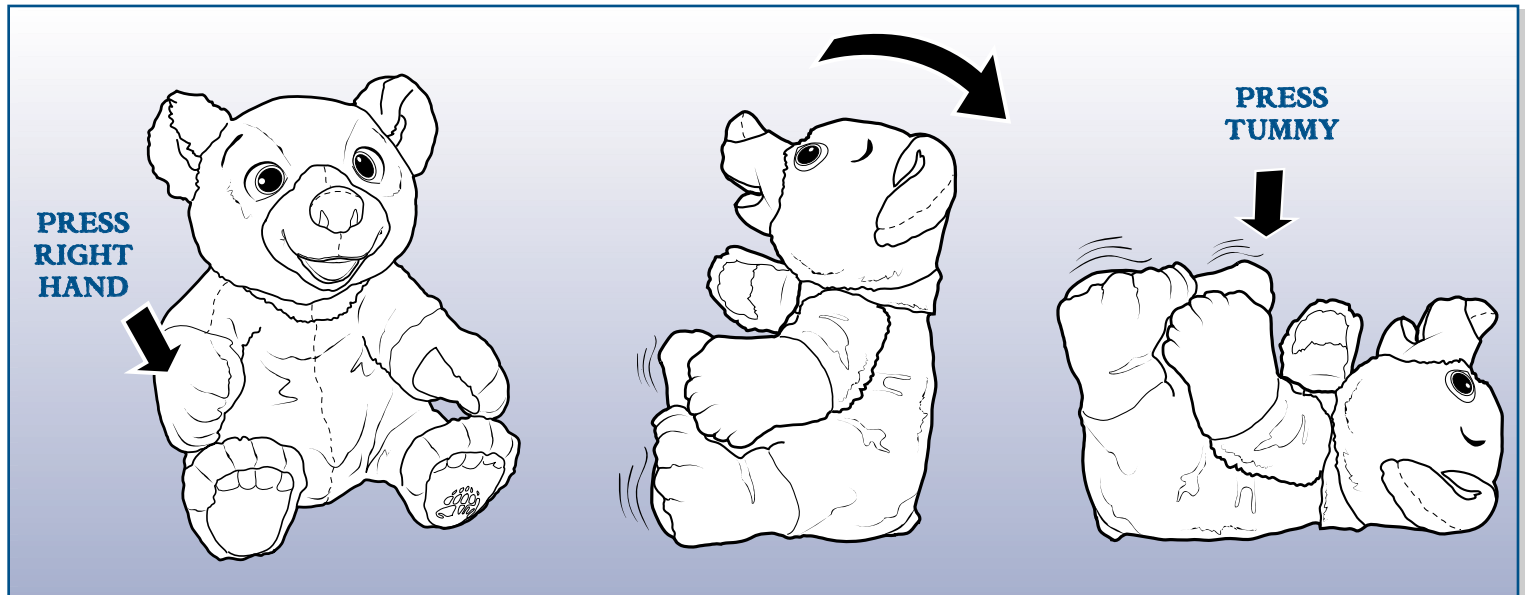
Tumble 'n Laugh™* Koda features two fun modes of play:

1. Talking mode

Squeeze Koda's right hand to hear him say one of 9 fun phrases. Sometimes after he talks he'll start to giggle... and kick his feet... and fall over laughing! Press his hand again to hear another fun phrase!

Koda says these fun phrases when you squeeze his hand (underlined phrases are followed by kicking motion):

- "I'm one funny cub. Everybody says so."
- "I know the funniest joke... [Laughter] Oh, I'm just laughin' thinkin' about it." [Laughter]
- "GROWWL... Scared you, didn't I?"
press again for: "GROWWL... Scared you again!" [Laughter]
- "If the snow is white, it's all right. Yellow or green, it's just not clean."
[Laughter]
- "Did you ever laugh so hard you just fell over?"
press again for: "Like you never laughed so hard you just fell over?" [Laughter]
- "I'm a raging ball of brown fur." [Laughter]
- "I just crack myself up. Oh, I'm good! Real good!" [Laughter]



2. Tickling mode

Just press Koda's tummy to make him laugh and say fun phrases!

Koda says these fun phrases when you tickle his tummy (underlined phrases are accompanied or followed by kicking motion):

- "I'm a raging ball of brown fur." [Laughter]
- "Hello, I can't breathe!"
press again for: "I can't breathe!"
- "Hey, that tickles... cut it out!"
press again to make Koda laugh
- "Hey, that's my ticklish spot!"

After about 30 seconds of non-activation, Koda will say, "See you later, Salmonator!" and shut himself off. To reactivate, squeeze his hand.

Note: The toy uses battery power whenever switch is in the "ON" position. To conserve batteries, turn switch to "OFF" position when you're not playing with Koda.

Free Manuals Download Website

<http://myh66.com>

<http://usermanuals.us>

<http://www.somanuals.com>

<http://www.4manuals.cc>

<http://www.manual-lib.com>

<http://www.404manual.com>

<http://www.luxmanual.com>

<http://aubethermostatmanual.com>

Golf course search by state

<http://golfingnear.com>

Email search by domain

<http://emailbydomain.com>

Auto manuals search

<http://auto.somanuals.com>

TV manuals search

<http://tv.somanuals.com>