

Mr. Potato Head Pals™

Mix 'n' Match Game





Please look for these other Playskool Games:

- KANGA-BANGA ROO™**
Hop to the Top Race Game
- DOT THE DOG™**
Matching & Memory® Game
- SLIDE 'N' RIDE™**
Color Matching & Counting Game



QUESTIONS? CALL:
1-800-PLAYSKL™
1-800-752-9755



For 2 to 4 players / Ages 3 to 6

Rules © 1995 Hasbro, Inc. All Rights Reserved. Printed in China.

Let's have fun down in the potato patch! Very young players can make their own fun playing with the potato bodies and parts, assembling them however they like. Children ready to play a structured game can start with Ages & Stages® Game 1 and mix parts. Then they'll move on to Game 2 and match parts. And there's no reading required.

IN THE BOX...

- 4 each of Potato Pal Bodies, Shoes, Hats, Eyes & Nose, Mouths, plus 8 Hands • Spinner
 - Cardboard sheet with 4 Potato Pals cards
- (The colors of actual game parts may differ from potato parts in the package photos.)

WHAT TO DO FIRST...

- Put all the body and costume parts in separate piles by type, e.g., all the hats together.
- Punch out the 4 Potato Pals cards.

Ages & Stages® Game 1

Build a Potato Pal any way you want. Can you find one each of all the parts you need? First one who makes a total tater—with any shoes, hat, eyes and nose, mouth and two hands—wins!

Let's Get Ready...

Give a potato **BODY** to each player.

Give each player one of the 4 Potato Pals cards, with the blue side face up. The card will help kids remember what they're collecting.

The youngest player goes first and play continues to the left. Keep playing until there's a winner.

Let's Go!


Spin the spinner:



What part did you spin? Take one of what's pictured on the spinner.


If you spin a part you already have (including the potato body), your turn ends.

If you spin the completed Potato Pal, pick any part you need!



Who Won?

The winner is the first player who completes a Potato Pal out of 1 body, with **ANY** shoes, hat, eyes and nose, mouth and two hands.



Ages & Stages® Game 2

Let's build a Pal that matches the picture on your Potato Pal card. This time, you'll have to match colors and shapes. First one done wins!

Let's Get Ready...

Mix up the 4 Potato Pals cards and give one to each player, with the full-color side face up. Who's your Potato Pal—Mary, Tex, Missy or Chief?

This time, you do not get a potato body to start with. You must spin the body or Potato Pal in order to take one. You may not collect other body or costume parts until you have a body to put them on!

The youngest player goes first and play continues to the left. Play until there's a winner.

Let's Go!

Spin the spinner:



Take the part that matches the Potato Pal on your card.

If you already have that part, you may not take a piece. Better luck next time!

If you spin the Potato Pal, take any part you need that matches the character on your Potato Pal card.

Who Won?

If you're the first player who completes the Potato Pal on your card, you win!



Free Manuals Download Website

<http://myh66.com>

<http://usermanuals.us>

<http://www.somanuals.com>

<http://www.4manuals.cc>

<http://www.manual-lib.com>

<http://www.404manual.com>

<http://www.luxmanual.com>

<http://aubethermostatmanual.com>

Golf course search by state

<http://golfingnear.com>

Email search by domain

<http://emailbydomain.com>

Auto manuals search

<http://auto.somanuals.com>

TV manuals search

<http://tv.somanuals.com>