

VAM (Value Added Modules) System

Monitor, Splitter, WDM & CWDM Modules & Chassis



One-stop-shop for complete optical transport system support requirements. The VAM System consists of a variety of chassis and value-added modules housing various optical components that fit into existing ADC fiber distribution frames and along with various other mounting environments.

VAM Modules

Provide optical monitoring, splitting or multiplexing/demultiplexing of optical signals. Monitoring enables providers to troubleshoot networks without forcing disruption of services. Splitting allows for the distribution of signals to multiple subscribers. WDM/CWDM technologies allow multiple wavelengths of light to travel together in a single strand of fiber.

Modules are available in these configurations:


- **Monitor** — save time trouble shooting non-intrusively; labeled and configured for monitoring applications
- **Splitter** — distribute signals to multiple subscribers; labeled and configured for splitting applications
- **WDM** — add more capacity to existing optical networks; allows multiple wavelengths on a single fiber
- **CWDM** — add even greater capacity with more granular splitting and combining options



NG3 MicroVAM Chassis



FL2-VAM Chassis door open



LGX® Compatible VAM Chassis

VAM Chassis

Purpose is to house the modules containing the optical components.

FMT MicroVAM Chassis

- Accommodates up to 12 microVAM modules
- Designed to mount in a 2 RU FMT

NG3 MicroVAM Chassis

- Accommodates up to 14 microVAM modules
- Designed to mount in NG3 frame

ODF (Industry Standard) or FCM (ADC only) WideVAM™ Chassis

- Higher density version of the Standard VAM Chassis
- Accommodates up to 6 modules (wide)
- Wide variety of chassis options available including 19" and 23" rack mount with various depths

FCM Standard VAM Chassis (ADC only)

- Designed to fit in an ADC FDF rear load frame ONLY with unique mounting
- Front and rear load versions available
- Accommodates 12 modules per chassis

ODF Standard VAM Chassis (Industry Standard)

- Mounts into virtually any 19"/23" style rack
- 2, 4, 6, 8, 12 modules per chassis options available
- 1.75"-7" H versions

FL2000 VAM Chassis

- All front access VAM module solution
- Chassis available with 4, 6 or 9 modules mounting positions
- Designed for FL2000 panel environments

LGX® Compatible VAM Chassis

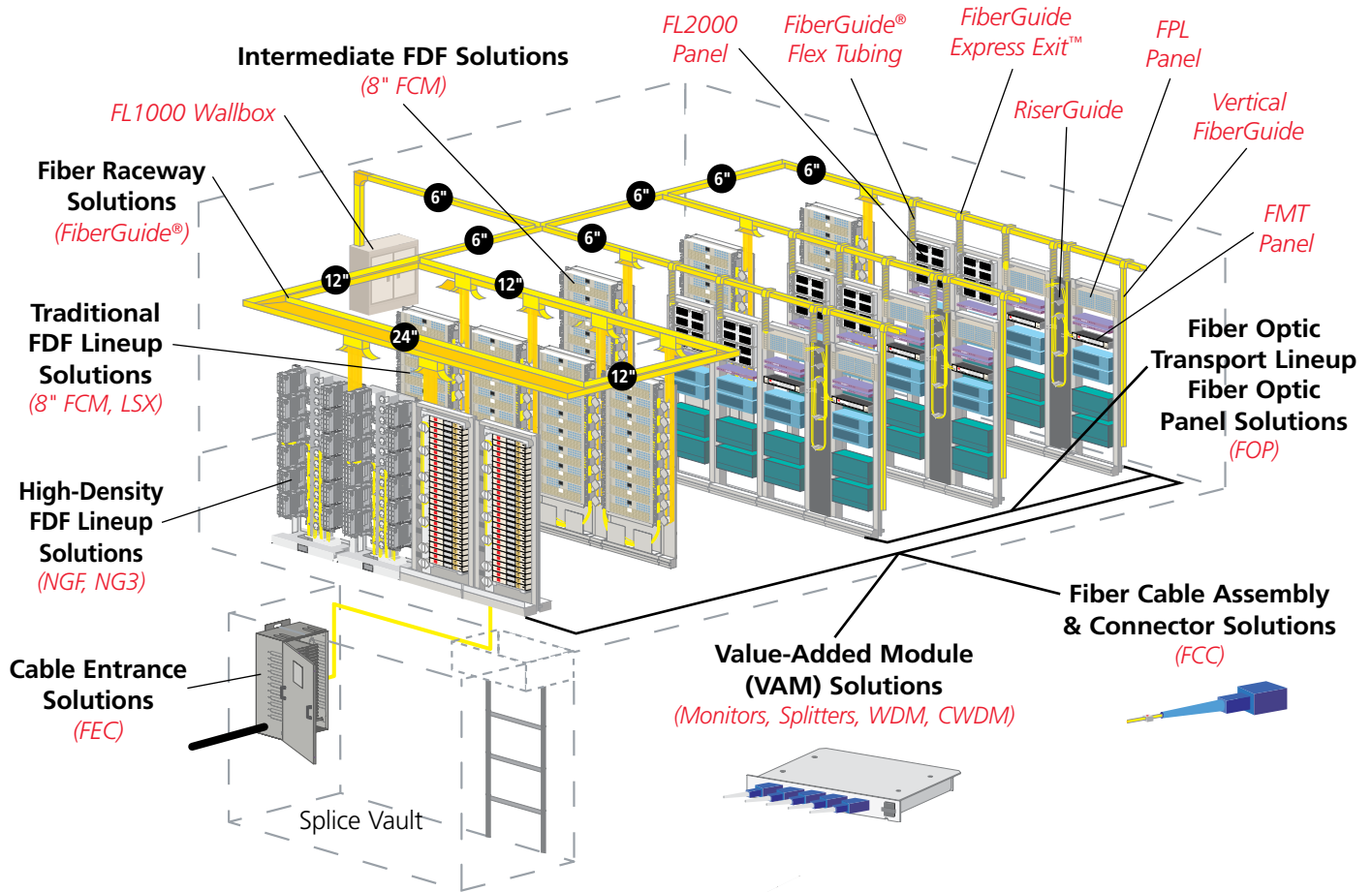
- Fits to form factor of the industry standard LGX® panel
- 7" H chassis accommodates up to 12 modules
- Front and rear access



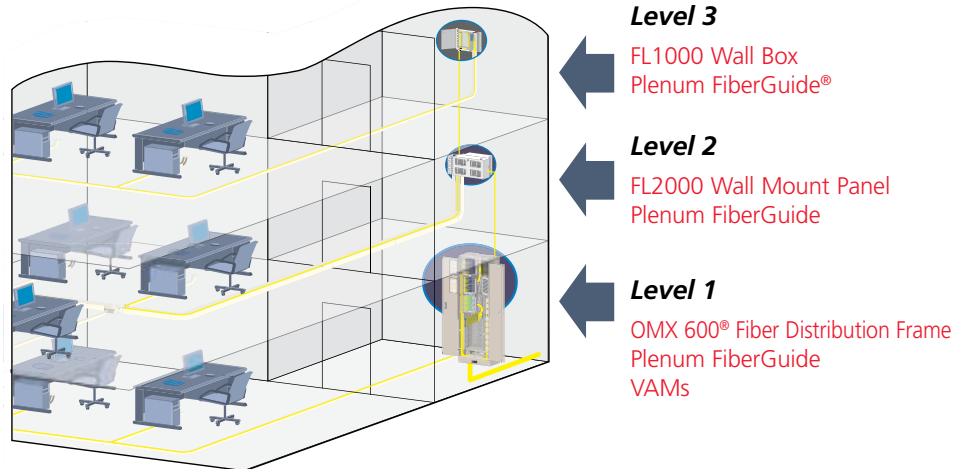
VAM Type	Best Application	Single VAM Plug-in Module Capacity	Available Ports Per VAM Module*
8 inch High FCM Chassis	Front Load or Rear Load Style Fiber Distribution Frames Only	12	6 Front, 4 Rear
7 inch High ODF Chassis	7 inch Style FDF Frames and/or 19"/23" Racks	12	6 Front, 4 Rear
5.25 inch High ODF VAM Chassis	19"/23" Channel or Network/UEF Style Frames	8	6 Front, 4 Rear
4 inch High ODF VAM Chassis	19"/23" Channel or Network/UEF Style Frames	6	6 Front, 4 Rear
3.5 inch High ODF VAM Chassis	19"/23" Channel or Network/UEF Style Frames	4	6 Front, 4 Rear
1.75 inch High ODF VAM Chassis	19"/23" Channel or Network/UEF Style Frames	2	6 Front, 4 Rear
FL2000 VAM Chassis	19"/23" Rack or Cabinet Type Applications	4, 6 or 9	6 Front
8 inch High FCM WideVAM Chassis	Front Load or Rear Load Style Fiber Distribution Frames Only	6 WideVAMs	18 Front, 12 Rear
7 inch High WideVAM Chassis	7 inch Style FDF Frames and 19"/23" Racks	6 WideVAMs	18 Front, 12 Rear
3.5 inch High WideVAM Chassis	19"/23" Channel or Network/UEF Style Frames	2 WideVAMs	18 Front, 12 Rear
7 inch High LGX VAM Chassis	LGX Style Frame Environments	12 LGX VAMs	6 Front, 3 Rear
3.5 inch High LGX VAM Chassis	LGX Style Frame Environments	4 LGX VAMs	6 Front, 3 Rear
3.5 inch High (2RU) MicroVAM Chassis	19"/23" Channel or Network/UEF Style Frames	12 MicroVAMs	6 Front
NG3 MicroVAM Chassis	NG3 Style Frame System Only	14 MicroVAMs	6 Front

* Standard Form Factor Connector

Central Office



Customer Premises



Web Site: www.adc.com

From North America, Call Toll Free: 1-800-366-3891 • Outside of North America: +1-952-938-8080

Fax: +1-952-917-3237 • For a listing of ADC's global sales office locations, please refer to our Web site.

ADC Telecommunications, Inc., P.O. Box 1101, Minneapolis, Minnesota USA 55440-1101

Specifications published here are current as of the date of publication of this document. Because we are continuously improving our products, ADC reserves the right to change specifications without prior notice. At any time, you may verify product specifications by contacting our headquarters office in Minneapolis. ADC Telecommunications, Inc. views its patent portfolio as an important corporate asset and vigorously enforces its patents. Products or features contained herein may be covered by one or more U.S. or foreign patents. An Equal Opportunity Employer

104215AE 3/07 Original © 2007 ADC Telecommunications, Inc. All Rights Reserved

Free Manuals Download Website

<http://myh66.com>

<http://usermanuals.us>

<http://www.somanuals.com>

<http://www.4manuals.cc>

<http://www.manual-lib.com>

<http://www.404manual.com>

<http://www.luxmanual.com>

<http://aubethermostatmanual.com>

Golf course search by state

<http://golfingnear.com>

Email search by domain

<http://emailbydomain.com>

Auto manuals search

<http://auto.somanuals.com>

TV manuals search

<http://tv.somanuals.com>