


# OmniReach® NCX-1000

Large Cabinet for FTTN Broadband Service Delivery



The NCX-1000 is a passive fiber-to-the node (FTTN) service delivery cabinet that is easily placed in the feeder or distribution plant to support any re-sectionalizing or broadband overbuild application. It is typically installed with an adjunct DSLAM cabinet or remote terminal that houses a broadband DSLAM. The compact cabinet is designed for FTTN applications where re-sectionalizing the network requires either a new cross connect interface with a 1:2 ratio of feeder to distribution pairs or for 1:1 ratios where ADC's patented Distribution Intercept (DI) service delivery solution is used. The NCX-1000 family of cabinets supports up to 900 feeder circuits and 1800 distribution circuits with 432 DSLAM input and output ports in a non-protected FDI configuration. Options for non-protected and protected DSLAM circuits utilizing ComProtect® high performance protection are available.

ADC's OmniReach® FTTX Solutions are the industry's first infrastructure solutions designed from the ground up to meet the unique requirements of FTTX networks. Designed for operational efficiency and scalability, OmniReach solutions simplify FTTX network installation, maintenance and management from the central office/headend to the outside plant.

## Features

- Drop down panels offer easy access to OSP cable stubs for splicing into DSLAMs and network
- FDI (1:2) and patented Distribution Intercept (DI) (1:1) configurations available
- Works with existing F1/F2 cross box or can replace it
- Able to groom all existing xDSL shelves into a single format and provide cross-connect capability in addition to pair-bonding
- Supports in-cabinet circuit protection
- Meets GR-487 requirements

SPEC SHEET



www.adc.com • +1-952-938-8080 • 1-800-366-3891



# OmniReach® NCX-1000

## Large Cabinet for FTTH Broadband Service Delivery

### Distribution Intercept


The heart of the NCX-1000 is ADC's patented Distribution Intercept (DI) cross-connect using LSA-PLUS® Series 2 IDC connectivity.

- Brown Series 2 switching blocks route POTS into the DSLAM and present the combined DSLAM output of POTS/xDSL signals.
- White Series 2 disconnect blocks provide OSP input and output terminations.

Once the DI is spliced onto either feeder or distribution outside plant cable, broadband service activation occurs with a simple 2 pair jumper between brown and white blocks and insertion of a green activation plug. Existing voice service is immediately available upon splicing the DI onto outside plant cable due to normally closed contacts on Series 2 white blocks.

Alternatively, the NCX-1000 supports a feeder distribution interconnect (FDI) option with separate Series 2 blocks for feeder and distribution circuits. In this 1:2 configuration, broadband service activation requires two jumpers: one from the feeder block to the DSLAM input block and another from the DSLAM output block to the distribution block.

The high performance LSA-PLUS Series 2 IDC blocks are far superior to standard 66- and 110-type IDC blocks. Contacts angled at 45 degrees offer a larger, stronger cross section of wire and a gas tight seal. Silver-plated contacts resist corrosion much more effectively than standard tin-plated contacts. Combined with integral clamping ribs for extraordinary grip, LSA-PLUS blocks offer exceptional electrical performance and contribute to reduced failure frequency rates in the network.



Green activation plugs in cross-connect distribution field provide visual indication of active xDSL customers.



NCX-1000 shown with drop down panel opened for easy access to OSP cable stubs for splicing into DSLAMs and network.

#### Benefits

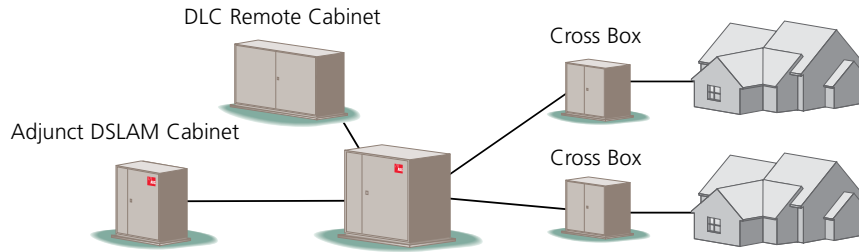
- Highly flexible cabinet can be deployed in feeder or distribution plant
- When utilizing Distribution Intercept (DI), fastest to deploy because only straight splicing to OSP required
- Unique look-both-ways test capability without lifting wires reduces time for technicians to isolate network problems
- Green activation plugs on DI cross connects offer visual indication of working broadband customers
- Preserves investment in existing copper plant
- Provides a consistent interface for technicians

6 / 0 8 • 1 0 5 0 5 2 A E OmniReach® NCX-1000



# OmniReach® NCX-1000

## Large Cabinet for FTTH Broadband Service Delivery



### ComProtect

- Cross connect with DSLAM circuit protection

### OmniReach NCX-1000

- Central location for xDSL service delivery
- LSA-PLUS IDC for distribution intercept
- "Look both ways" testing
- Integrated cable management

## Specifications

### GENERAL SPECIFICATIONS

#### Cabinet Size:

48" x 21" x 54" (height x depth x width)

#### OSP Pairs Termination:

710 connectors

#### DSLAM Pairs Termination:

710 connectors

#### Configurations:

FDI (1:2) protected

600 feeder pairs, 1,200 distribution pairs, 432 DSLAM in/out ports

FDI (1:2) non-protected

900 feeder pairs, 1,350 to 1,800 distribution pairs, 432 to 648 DSLAM in/out ports

DI (1:1) non-protected

1,600 OSP pairs in/out, 864 DSLAM ports in/out

### MECHANICAL SPECIFICATIONS

#### OSP Input/Output:

LSA-PLUS Series 2 disconnect block (white)

#### DSLAM Input/Output:

LSA-PLUS Series 2 switching block (brown)

#### Contact Resistance:

< 1 mΩ

#### Insulation Resistance:

> 5 x 104 MΩ

#### Contact Material:

Copper Alloy

#### Contact Plating:

Silver

#### Number of Test Cord Insertions:

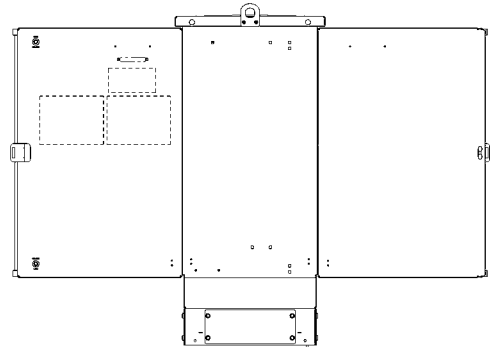
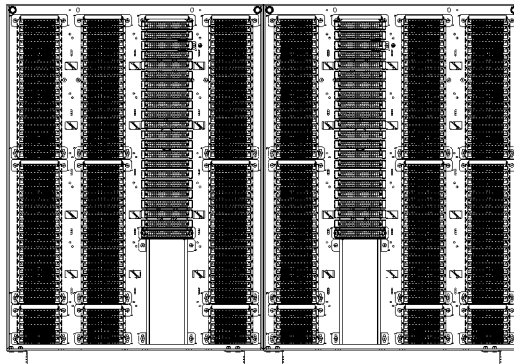
> 750

#### IDC Reremissions:

> 200

#### Cross Connect Wire Requirements:

24 AWG solid, tinned cross connect wire for all terminations



6/08 • 105052AE OmniReach® NCX-1000

## Ordering Information

Description	Catalog Number
<b>NCX-1000 Cabinets</b>	
NCX-1000 cabinet FDI (1:2) protected configuration equipped with 600 feeder pairs and 1200 distribution pairs with 864 DSLAM ports in/out protected. Includes Insertion Tool and LSA-PLUS Series 2 test cord. Order ComProtect protection modules separately.	KCE-FJA600X1200-2
NCX-1000 cabinet FDI (1:2) non-protected configuration equipped with 900 feeder pairs and 1800 distribution pairs with 432 DSLAM ports in/out non-protected. Used for applications where adjunct DSLAM cabinet is equipped with protection for DSLAM input and output circuits. Includes Insertion Tool and LSA-PLUS Series 2 test cord.	KCE-FJA900X1800-2N
NCX-1000 cabinet FDI (1:2) non-protected configuration equipped with 900 feeder pairs and 1350 distribution pairs with 648 DSLAM ports in/out non-protected. Used for applications where adjunct DSLAM cabinet is equipped with protection for DSLAM input and output circuits. Includes Insertion Tool and LSA-PLUS Series 2 test cord.	KCE-FJA900X1350-3N
NCX-1000 cabinet DI (1:1) non-protected configuration equipped with 1600 OSP Intercept pairs in/out and 216 DSLAM ports in/out. Can accommodate up to 864 DSLAM ports. Additional block assemblies ordered separately. Used for applications where adjunct DSLAM cabinet is equipped with protection for DSLAM input and output circuits. Includes Insertion Tool and LSA-PLUS Series 2 test cord and green activation plugs.	KCE-DJA1600-1N
<b>Accessories</b>	
Insertion Tool	6417 2 055-01
Look-both-ways test cord for Series 2	6647 2 900-01
LSA-PLUS Series 2 green activation plugs for xDSL activation (for KCE-DJA1600-1N) <i>Quantity: 1 (order in multiples of 100)</i>	6089 3 055-02
Pad Mount Frame for NCX-1000	ACE-304PMF
ComProtect solid state overvoltage protection module for applications up to ADSL2+. Two protectors required per circuit. Black housing, package of 100.	6659 1 010-30
ComProtect gas discharge tube overvoltage protection module for applications up to VDSL2. Two protectors required per circuit. <i>Quantity: 1 (order in multiples of 100)</i>	PRO-6659 1 509-30

SPEC SHEET



### Website: [www.adc.com](http://www.adc.com)

From North America, Call Toll Free: 1-800-366-3891 • Outside of North America: +1-952-938-8080

Fax: +1-952-917-3237 • For a listing of ADC's global sales office locations, please refer to our website.

ADC Telecommunications, Inc., P.O. Box 1101, Minneapolis, Minnesota USA 55440-1101

Specifications published here are current as of the date of publication of this document. Because we are continuously improving our products, ADC reserves the right to change specifications without prior notice. At any time, you may verify product specifications by contacting our headquarters office in Minneapolis. ADC Telecommunications, Inc. views its patent portfolio as an important corporate asset and vigorously enforces its patents. Products or features contained herein may be covered by one or more U.S. or foreign patents. An Equal Opportunity Employer

105052AE 6/08 Revision © 2008, 2007 ADC Telecommunications, Inc. All Rights Reserved

## Free Manuals Download Website

<http://myh66.com>

<http://usermanuals.us>

<http://www.somanuals.com>

<http://www.4manuals.cc>

<http://www.manual-lib.com>

<http://www.404manual.com>

<http://www.luxmanual.com>

<http://aubethermostatmanual.com>

Golf course search by state

<http://golfingnear.com>

Email search by domain

<http://emailbydomain.com>

Auto manuals search

<http://auto.somanuals.com>

TV manuals search

<http://tv.somanuals.com>