

TrueNet® TracerLight®

Connector Identification System



ADC's innovative TracerLight® Connector Identification System offers a quick and accurate method of identifying the termination point of optical patch cords. Each end of a TracerLight patch cord features a flashing light source allowing technicians to visually trace individual patch cords from one end to the other without pulling or affecting the patch cord.

Features:

- Dramatically minimizes the risk of taking the wrong fiber out of service
- Improves system turn-up speed and accuracy
- TracerLight patch cords meet all performance criteria of standard ADC patch cords
- Ideally suited for SAN (Storage Area Network) and cross-connect patching
- 72% reduction in jumper turn-up times and 13% reduction in accidental down-time. TracerLight pays for itself again and again!

SPEC SHEET



www.adc.com • +1-952-938-8080 • 1-800-366-3891





TrueNet® TracerLight®

Connector Identification System

TracerLight Patch Cord

TracerLight optical patch cords feature a flashing light source (LED) component near each connector end. The TracerLight power source is inserted with minimal force into the TracerLight component on one end of the patch cord. This causes the LED on each end to begin flashing rapidly. As a result, the distant end of the patch cord can be quickly and easily identified without interruption of service.

Available in any standard length or connector style, TracerLight patch cords have the same functions, features, and stringent environmental requirements as our standard patch cords. Optical performance of the patch cords is not affected by the TracerLight components. TracerLight patch cords are installed in the same manner as standard patch cords and can be pulled through ADC's FiberGuide® Fiber Cable Management System with ease. Also compatible with ADC's Next Generation frame with term block counts up to 144.



TracerLight Patch Cord

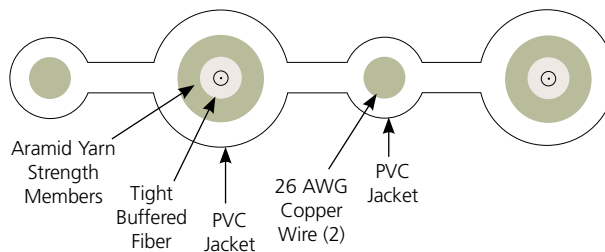
12/07 • 103472AE TrueNet® TracerLight®

Ordering Information

Description	Catalog Number ¹
Multimode Duplex TracerLight Patch Cords	
LC-LC with 50/125 multimode laser optimized to 300m, aqua	FTL-PPKXXXM
LC-SC with 50/125 multimode laser optimized to 300m, aqua	FTL-9PKXXXM
SC-SC with 50/125 multimode laser optimized to 300m, aqua	FTL-99KXXXM
Singlemode Duplex TracerLight Patch Cords	
LC-LC Singlemode	FTL-CCZXXXM
LC-SC Singlemode	FTL-7CZXXXM
SC-SC Singlemode	FTL-77ZXXXM

¹XXX – Length in meters. Standard lengths: 001 = 1 meter, 002 = 2 meters, 003 = 3 meters, 005 = 5 meters, 006 = 6 meters, 010 = 10 meters, 015 = 15 meters.

Duplex





TrueNet® TracerLight®

Connector Identification System

TracerLight Power Source

The compact power source is comprised of a lightweight, plastic flashlight body featuring two AA batteries and a printed circuit board (PCB). It provides approximately 80 hours of continuous service and features 1-hour auto-off. The end of battery life is indicated by a slowing of the blink rate.



TracerLight Power Source



12/07 • 103472AE TrueNet® TracerLight®

Ordering Information

Description	Catalog Number
Power Source	FTL-PS

Specifications

CONNECTORS (Singlemode and Multimode)

Intermateability:	TIA/EIA-604-X
SC:	FOCIS-3
LC:	FOCIS-13*
Connector Body	
SC and LC:	Plastic
Ferrule:	TIA/EIA-604
LC:	Zirconia, 1.25
SC:	Zirconia, 2.5
Connector Color:	GR-326
Singlemode	
PC:	Blue
APC:	Green
Multimode	
SC:	Black
LC:	Beige

(Specifications continued on next page.)

Specifications (cont.)

OPTICAL (Multimode)

Operating Wavelength: 850 and 1300 nm; all tested at both wavelengths
Insertion Loss: 0.3 dB maximum

OPTICAL (Singlemode)

Operating Wavelength: 1310 and 1550 nm; all tests below apply at both wavelengths
Insertion Loss: PC: 0.2 dB maximum
APC: 0.5 dB maximum
Return Loss: PC: 57 dB minimum
APC: 60.5 dB minimum

MECHANICAL (Singlemode and Multimode)

Vibration: GR-326 and FOTP 11; Δ IL < 0.3 dB; 3 planes, 6hrs. 10-55 Hz
Flex Cycling: GR-326 and FOTP 1; Δ IL < 0.3 dB; 100 cycles with 2lbs. load
Twist: GR-326; Δ IL < 0.3 dB; 3lbs; 5 turns, 9 cycles
Mating Durability: FOTP-21A; Δ IL < 0.3 dB; 500 cycles
Tensile Load (Proof): GR-326 and FOTP-6; Δ IL < 0.3 dB; 15 lbs. at 0° and 7.5 lbs. at 90°
Impact: GR-326 and FOTP-2; Δ IL < 0.3 dB; 8 drops from 1 meter (or 1.5 meters)

ENVIRONMENTAL (Singlemode and Multimode)

Thermal Age: GR-326 and FOTP-4; Δ IL < 0.3 dB; 7 days at 85°C
Thermal Cycle: GR-326 and FOTP-3A; Δ IL < 0.3 dB; 7 days, -40° to 75°C, 21 cycles
Humidity Age: GR-326 and FOTP-5; Δ IL < 0.3 dB; 7 days at 75°C and 95% RH

* Release Pending

Note: 0.3dB max IL @ 850/1300 included with all assemblies.

Note: Now included with all flat polish (UPC) SC and LC singlemode connectors:

- 0.2 dB maximum insertion loss at both 1310 and 1550 nm
- 100% interferometer data
- \pm 50 nm recession
- <50 micron apex offset
- 10-25 mm radius of curvature

SPEC SHEET



Web Site: www.adc.com

From North America, Call Toll Free: 1-800-366-3891 • Outside of North America: +1-952-938-8080
Fax: +1-952-917-3237 • For a listing of ADC's global sales office locations, please refer to our web site.

ADC Telecommunications, Inc., P.O. Box 1101, Minneapolis, Minnesota USA 55440-1101
Specifications published here are current as of the date of publication of this document. Because we are continuously improving our products, ADC reserves the right to change specifications without prior notice. At any time, you may verify product specifications by contacting our headquarters office in Minneapolis. ADC Telecommunications, Inc. views its patent portfolio as an important corporate asset and vigorously enforces its patents. Products or features contained herein may be covered by one or more U.S. or foreign patents. An Equal Opportunity Employer

103472AE 12/07 Revision © 2001, 2006, 2007 ADC Telecommunications, Inc. All Rights Reserved

Free Manuals Download Website

<http://myh66.com>

<http://usermanuals.us>

<http://www.somanuals.com>

<http://www.4manuals.cc>

<http://www.manual-lib.com>

<http://www.404manual.com>

<http://www.luxmanual.com>

<http://aubethermostatmanual.com>

Golf course search by state

<http://golfingnear.com>

Email search by domain

<http://emailbydomain.com>

Auto manuals search

<http://auto.somanuals.com>

TV manuals search

<http://tv.somanuals.com>