


Acer AT350 F2 specifications

Product overview


The AT350 F2 is a dual-socket, rack-mountable tower server that delivers exceptional performance, availability, expansion capability, and flexibility. With a maximum 16-core performance along with the latest Intel® Xeon® processors and DDR3 memory, the AT350 F2 server is perfect for high-speed, memory-intensive and multi-threaded operations. Hot-swappable HDDs, PCIe® 3.0 expansion slots and up to 24 DIMM slots give your business the power to customize and expand. This ultra-dense tower server is a power-efficient solution for medium-sized enterprises, departments and branch offices.

Internal view



- 1 2 x 920W 80 PLUS® Platinum-level (1+1 redundant, hot-swappable)
- 2 System Fans
- 3 24 x DDR3 ECC registered / 16 x DDR3 ECC unbuffered DIMMs
- 4 6 x PCIe® 3.0 expansion slots
- 5 2 x Intel® Xeon® E5-2600 family processors
- 6 N+1 redundant system fans
- 7 3 x 5.25" media bays
- 8 Up to 8 x 3.5" hot-swappable hard drive bays or
Up to 16 x 2.5" hot-swappable hard drive bays

Front View




Front I/O

- 1 Power Button
- 2 LED indicators: power, HDD activity, LAN
- 3 2 x USB 2.0 ports
- 4 Up to 8 x 3.5" hot-swappable hard drive bays or
Up to 16 x 2.5" hot-swappable hard drive bays

Acer AT350 F2 specifications

Rear View



Rear I/O

- 1 Serial port
- 2 4 x USB ports
- 3 4 x Gigabit LAN port (RJ-45)
- 4 Video port
- 5 PCIe expansion
- 6 Management port (RJ-45)
- 7 2 x 920W 80 PLUS[®] Platinum-level (1+1 redundant, hot-swappable)
- 8 1+1 redundant system fans

Acer AT350 F2 specifications

What's New

- New Intel® Xeon® E5-2600 family processors
- Hot-pluggable/redundant power supply with 80 PLUS® Platinum-level efficiency
- Smart Server Manager v1.2 with improved management functionality

Product Specifications

Processors and Chipset

- Up to two Intel® Xeon® E5-2600 family processors
- Chipset: Intel® C606

Memory

- Up to 24 x DDR3 registered DIMMs or up to 16 x DDR3 unbuffered DIMMs

Network Controllers

- 1 x Quad-port Intel® I350 Ethernet controller

Storage

- Hard disk form factor: 2.5" or 3.5"
- Type: SAS / SATA / SSD with hot-plug capability
- 3.5" Maximum capacity:
 - Up to 24 TB SATA HDD (3 TB 3.5" x 8 HDDs)
 - Up to 16 TB SAS (2 TB 3.5" x 8 HDDs)
- 2.5" Maximum capacity:
 - Up to 16 TB SATA HDD (1 TB 2.5" x 16 HDDs)
 - Up to 14.4 TB SAS (900 GB 2.5" x 16 HDDs)

Storage Controllers

- Intel® 606 chipset with SCU (8 x 3 Gb/s SATA / SAS ports) with RAID 0, 1, 10 support
- Onboard SAS support for RAID 0, 1, 10
- Optional hardware SAS RAID controller with RAID 0, 1, 10, 5, 6, 50, 60 and BBU support

Expansion slots

- 2 x PCIe® 3.0 x16 (x16 connector) (full-height, full-length)
- 2 x PCIe® 3.0 x16 (x16 connector) (full-height, full-length, CPU 2)
- 1 x PCIe® 3.0 x8 (x8 connector) (full-height, half-length, CPU 2)
- 1 x PCIe® 3.0 x4 (x8 connector) (full-height, half-length)

Management

- Acer Smart Server Manager
- System ID LED buttons, System Health LED
- Acer Smart Console for server management and KVM over IP remote management

BIOS

- UEFI BIOS
- SMBIOS 2.7

Deployment/Serviceability

- Acer Smart Setup
- BIOS Update Tool
- IPMI Firmware Update Tool

Acer AT350 F2 specifications

Operating Systems

- Windows Server® 2008 (includes Hyper-V™)
- Windows Server® 2008 R2 (includes Hyper-V™)
- Red Hat Enterprise Linux 5
- Red Hat Enterprise Linux 6
- SUSE Linux Enterprise Server 10
- SUSE Linux Enterprise Server 11
- VMware ESXi™ 5.0
- Citrix® XenServer 6.0

Input/output interface

Front

- 2 x USB 2.0 ports
- One Power/off button
- LED indicators: power, HDD activity, LAN, ID, and System status

Rear

- 4 x USB 2.0 ports
- 4 x Gigabit LAN port (RJ-45)
- Video port
- Serial port
- System ID LED
- Management port (RJ-45)

Optical drive

- 5.25" SATA DVD Super multi

Graphics

- BMC embedded controller
- 128 MB shared video memory
- 16 MB dedicated

Chassis/Form Factor

- Tower / 4U rack mountable

Power Supply

- 2 x 920 W 80 PLUS® Platinum-level efficient easy-swap power supply units (1+1 redundant, hot-swappable)

Security

- HDD mechanical lock
- Chassis intrusion alert
- Administrator/user password
- Power-on password
- Setup password
- Device boot control
- Optional TPM (v1.2-compliant)
- Secure command line interface (SSH)
- Secure browser interface (Secure socket layer - SSL support)
- Secure IPMI LAN interface (Authentication, Integrity, and Confidentiality algorithm)

Acer AT350 F2 specifications

Regulatory Compliant Standards

EMC

- FCC (Class B)
- CE (Class B)
- BSMI
- CCC

Safety

- MET
- CB
- Nemko/GS

Environmental Specifications

Dimensions	434 (W) x 648 (D) x 178 (H) mm (17.1 x 25.5 x 7 inches)	
Weight	Maximum	40 kg (88.2 lbs)
System inlet temperature	Operating	0° - 40° C (32° - 104° F)
	Non-operating	-20° - 60° C (-4° - 140° F)
Relative humidity	Operating	8 - 90 %
	Non-operating	5 - 95 %
Acoustics	Idle	
	LWAd	5.0 BA
	LpAm	36 dBA
	Operating	
	LWAd	5.7 BA
	LpAm	40 dBA
Power	Rated Steady –state power	920 W
	Maximum Peak Power	920.28 W
	BTU rating	3140.93 BTU/hr at 100 - 240 VAC

Acer AT350 F2 specifications

Technical specifications

PCIe® specifications


The primary I/O bus for the main board is PCIe® Gen3. The following table lists the characteristics of the PCI-E bus segments. Details about each bus segment follow the table.

NOTE: The signaling bit rate of PCI Express is 8.0Gbit/s one direction per lane for Gen 3

Expansion slot	Number	CPU	Type	Bus width ¹	Voltage	Connector	Location	Length
PCIe x8	1	2	PCIe Gen3	x8	3.3V	x8	Onboard	Full height Half length
PCIe x16	1	2	PCIe Gen3	x16	3.3V	x16	Onboard	Full height Full length
PCIe x16	1	2	PCIe Gen3	x16	3.3V	x16	Onboard	Full height Full length
PCIe x16	1	1	PCIe Gen3	x16	3.3V	x16	Onboard	Full height Full length
PCIe x8	1	1	PCIe Gen3	X4	3.3V	X8	Onboard	Full height Half length
PCIe x16	1	1	PCIe Gen3	x16	3.3V	x16	Onboard	Full height Full length

NOTE:

1. Indicates the number of physical electrical lanes running to a PCIe® connector.
2. CPU 2 indicates that a second CPU is required to access that specific PCIe® slot.
3. Default bus assignment (in decimal). Inserting cards with PCI™ bridges may alter the actual bus assignment number.
4. Slots are enumerated differently based on the operating system. Microsoft® operating systems enumerate Device ID by bus starting from the lowest bus to the highest.



Acer AT350 F2 specifications

Onboard storage specifications

Item	Description
Controller	Intel® 606 Platform Controller Hub
Simultaneous drive transfer channels	8 onboard SATA / SAS ports
Max throughput per channel	3 Gb/s
Data transfer method	<ul style="list-style-type: none"> • Non-RAID mode • RAID mode
Drive type supported	Serial ATA; Serial Attached SCSI (SAS)
RAID levels support	<ul style="list-style-type: none"> • RAID 0, 1, 10, (Intel software RAID) • RAID 0, 1, 10 (LSI software RAID)
RAID function support	<p>NOTE: Intel software RAID only supports Windows OS</p> <ul style="list-style-type: none"> • Supports multiple logical volumes • Setup through ROM based Array Configuration Utility Installation scripting support
RAID OS support	<ul style="list-style-type: none"> • Windows Server® 2008 • Windows Server® 2008 R2 • Windows Server® 2003 • Red Hat Enterprise Linux 5 / 6 • SuSE Linux Enterprise Server 10 / 11
Additional features	NCQ (Native Command Queuing)

Onboard LAN specifications

Item	Description
Controller	1 x Quad-port Intel® I350 Ethernet controller
Network interface	10Base-T / 100Base-TX / 1000Base-T
Compatibility standards	<ul style="list-style-type: none"> • IEEE 802.3 Ethernet interface for 10BASE-T • IEEE 802.3ab Ethernet interface for 1000BASE-T • IEEE 802.3u Ethernet interface for 100BASE-TX
Manageability	<ul style="list-style-type: none"> • NC-SI, SMBus • PXE, iSCSI boot
Virtualization acceleration	<ul style="list-style-type: none"> • Virtual Machine Device Queues (VMDq) • PCI-SIG SR-IOV implementation
Connector	RJ-45
Supported cable type	CAT 5e wire

Memory specifications and population

Item	Description
Supported memory types	<ul style="list-style-type: none"> • Registered DDR3 800 / 1066 / 1333 / 1600 MHz • Unbuffered DDR3 800 / 1066 / 1333 MHz <p>NOTE: Acer does not qualify mixed memory configurations of memory type, capacity or make.</p>
Population	<p>Acer's validated memory populations are listed below.</p> <p>NOTE: Support for 8 / 16 GB DIMMs may vary by regional availability.</p>

Supported Memory Population

- Each CPU controls twelve DIMM slots. The DIMM slots support four channel DDR3- registered / unbuffered ECC memory modules. Each channel has three sockets. The farthest socket to CPU is socket 1 (P1DIMMA1, P1DIMMB1, P1DIMMC1, P1DIMMD1, P2DIMME1, P2DIMMF1, P2DIMMG1, P2DIMMH1, in blue color), while the nearest one is socket 3 (P1DIMMA3, P1DIMMB3, P1DIMMC3, P1DIMMD3, P2DIMME3, P2DIMMF3, P2DIMMG3, P2DIMMH3 in black color). For all memory modes, the socket 1 in each channel needs to be populated first. If socket 1 is empty, socket 2 and 3 can't be used. The higher rank and bigger capacity DIMM is suggested to be installed from slot 1.
- 3 DIMMs per channel configuration is only supported by single rank and dual rank RDIMM. For UDIMM and quad rank RDIMM, maximum 2 DIMMs per channel is able to be supported.
- When you are using a single-processor server, you should install the memory module into P1DIMMA1 to P1DIMMD3 slots.
- The P2DIMME1 to P2DIMMH3 slots are enabled when CPU2 is installed on the main board.
- For the system to function, DIMM modules must be installed following the population table listed below. DIMM module of the same type, size and manufacturer is recommended to be used in a system.

Acer AT350 F2 specifications

Independent mode:

Single processor configuration guide:

DIMM												
Total No. of DIMM	P1DIMMA1	P1DIMMA2	P1DIMMA3	P1DIMMB1	P1DIMMB2	P1DIMMB3	P1DIMMD3	P1DIMMD2	P1DIMMD1	P1DIMMC3	P1DIMMC2	P1DIMMC1
4	x			x					x			x
8	x	x		x	x			x	x		x	x
12*	x	x	x	x	x	x	x	x	x	x	x	x

* 3 DIMM per channel is only supported by single rank and dual rank RDIMM. For UDIMM and quad rank RDIMM, maximum two DIMMs per channel.

NOTE: Support depends on 16GB DIMM availability

Dual processor configuration guide:

DIMM																								
Total No. of DIMM	P1DIMMA1	P1DIMMA2	P1DIMMA3	P1DIMMB1	P1DIMMB2	P1DIMMB3	P1DIMMD3	P1DIMMD2	P1DIMMD1	P1DIMMC3	P1DIMMC2	P1DIMMC1	P2DIMME1	P2DIMME2	P2DIMME3	P2DIMMF1	P2DIMMF2	P2DIMMF3	P2DIMMH3	P2DIMMH2	P2DIMMH1	P2DIMMG3	P2DIMMG2	P2DIMMG1
8	x			x					x				x			x					x			x
16	x	x		x	x			x	x		x	x	x	x		x	x		x	x	x		x	x
24*	x	x	x	x	x	x	x	x	x	x	x	x	x	x	x	x	x	x	x	x	x	x	x	x

* 3 DIMM per channel is only supported by single rank and dual rank RDIMM. For UDIMM and quad rank

RDIMM, maximum two DIMMs per channel is supported.

NOTE: Populate the memory of CPU2 to same as CPU1.

NOTE: support depends on 16GB DIMM availability

Mirroring mode:

- For mirroring mode, the memory image in channel A is maintained the same as channel C and channel B is maintained the same as channel D. Therefore, the effective size of memory is reduced by at least one-half.
- The DIMM configuration in mirrored channels must be identical. Channel A & channel C with identical DIMMs and also channel B & channel D with identical DIMMs. The DIMM type, size, manufacturer should be the same.
- Same rule is applied to the CPU2
- 3 DIMM per channel is only supported by single rank and dual rank RDIMM.
- For UDIMM and quad rank RDIMM, maximum two DIMMs per channel.

Lockstep mode:

- Channel A and channel B are paired and channel C and channel D are paired in lockstep mode.
- Lockstep mode is the only mode to support x8 SDDC.
- Lockstep channels must be populated identically. Channel A & channel B with identical DIMMs and also channel C & channel D with identical DIMMs. The DIMM type, size, manufacturer should be the same.
- Same rule is applied to the CPU2.
- 3 DIMM per channel is only supported by single rank and dual rank RDIMM.
- For UDIMM and quad rank RDIMM, maximum two DIMMs per channel.

Rank Sparing mode:

- An unused spare rank is reserved on each channel. The spare rank is used to copy the contents of a failing rank on the channel to keep a system working when a rank starts to fail. The reserved rank is not able to be used before the other rank fail.
- 3 DIMM per channel is only supported by single rank and dual rank RDIMM.
- For UDIMM and quad rank RDIMM, maximum two DIMMs per channel.
- For 1 DIMM per channel configuration, only quad rank RDIMM is supported for rank sparing.

Memory Identification

Generally, there are some memory information printed on the label of DIMM, but different vendor may have different format. For example:

4GB 2Rx4 PC3-10600R xx xx xxx

1. Density

- 1GB, 2GB, 4GB, 8GB, 16GB

2. Rank

- 1R = Single Rank
- 2R = Dual Rank
- 4R = Quad Rank
- Note: if any quad rank DIMM is used, maximum only 2 DIMM per channel can be supported

3. Bit Organization

- This platform supports x4 and x8
- Note: It's not recommend to mix DIMM with different bit organization in one system

4. Speed

- PC3 – 6400 => DDR3- 800
- PC3 – 8500 => DDR3- 1066
- PC3 – 10600 => DDR3- 1333
- PC3 – 12800 => DDR3-1600

Graphics Specifications

Nuvoton WPCM450 Baseboard Management Controller (BMC)

Main Features

- Compatible with Microsoft Longhorn and Vista (server) operating systems
- Fast 2D Graphics Core
- PCI rev 2.3 bus interface
- GDI and OpenGL compliant
- 64-bit GDI engine
- High-Performance VGA
- Resolution support up to:
 - 1600x1200, 16bpp @ 75 Hz (without KVM redirection)
 - 1280x1024, 16bpp @ 85 Hz
 - 1280x1024, 32 bpp @ 60 Hz
 - 1024x768, 32 bpp @ 85 Hz
- Up to 16 MB RAM address space
- DDC level 2B compliant
- Serial (SPI) E²PROM video BIOS interface (up to 64 KB)
- VESA 3.0-compliant

2D Engine

- Fully GDI compliant
- Line draw engine with patterning
- 2D polygons with patterning capabilities
- BITBLT engine
- BLTs between host memory and frame memory
- Color expansion
- Clipping
- Transparency and color-keying
- Dithering

VGA Engine

- High-performance 32-bit VGA-compatible core
- All standard VGA modes supported
- Super VGA modes supported through BIOS calls
- VGA and high-resolution modes share the same frame buffer

Display Engine

- 3 x 256 x 8 look-up table
- 64 x 64 hardware color cursor (16-color)
- VGA-compatible

Acer AT350 F2 specifications

Power specifications

Redundant 920W Power Supply

Operational Input Voltage Range (Vrms)	100 to 240						
Frequency Range (Nominal) (Hz)	60/50						
Nominal Input Voltage (Vrms)	100	120	200	208	220	230	240
Max. Rated Output Wattage	920.28	920.16	919.24	918.88	918.54	918.50	918.22
Nominal Input Current (A rms)	10.420	8.530	5.090	4.900	4.630	4.430	4.250
Max. Rated Input Wattage Rating (Watts)	1039.92	1021.55	1009.86	1010.03	1007.40	1005.65	1004.70
Max. Rated VA (Volt-Amp)	1042.0	1023.6	1018.0	1019.2	1018.6	1018.9	1020.0
Efficiency (%) at Max. Rated Output Wattage	88.50	90.07	91.03	90.98	91.18	91.33	91.39
Power Factor	0.998	0.998	0.992	0.991	0.989	0.987	0.985
Leakage Current (mA)	1.27	1.27	1.27	1.27	1.27	1.27	1.27
Max. Inrush Current (A peak)	17.31	18.52	15.50	16.28	16.02	16.17	18.34
Max. Inrush Current Duration (mS)	4.51	4.42	4.34	4.32	4.31	4.29	4.27
Max. British Thermal Unit Rating (BTU/hr)	3140.929	3140.516	3137.380	3136.124	3134.974	3134.847	3133.892

Acer server software utilities

- Smart Setup 2.2 Easy deployment via the latest version of Acer's Smart Setup. Smart Setup is available both in box as a driver packed installation DVD or a downloadable file to be put into a USB 2.0 device, and eases the deployment of Acer servers for any certified OS. Through its unique interface, users may select to have all the correct drivers be pre-deployed for the OS of their choosing, as well as setup hardware RAID devices, BMC settings (where available), and even clone the pre-settings to a bootable USB device to ease mass server deployments.
- Smart Console v2 Web-based management utility to simplify system management with embedded BMC, system monitoring and alerting, event handling, remote power control and KVM-over-IP. Smart Console is OS independent and offers virtual media through floppy, ODD, and removable disk.
- Smart Server Manager v1.2 Offering 24-7 monitoring for system health and performance
- Delivers proactive event management features including system event logging, event handling from e-mail and SNMP Trap (PET) alerting
 - Monitors onboard hardware, operating systems and virtual machines
 - Allows remote control from KVM and Power control
 - Satisfies management in web-based UI, role-based administration, and automated management scripts
 - Remote firmware deployment and scheduled updates
 - Customizable BIOS settings and deployment to networked nodes
 - Optional power-capping functionality for Acer servers with Intel[®] Xeon processors E3 or E5 families

Available options

Processors (up to 2)

Intel® Xeon® processor (Eight Core)

E5-2690 (20 MB L3 cache, 2.9 GHz, DDR3 1600/1333/1066 MHz, 135 W)

E5-2680 (20 MB L3 cache, 2.7 GHz, DDR3 1600/1333/1066 MHz, 130 W)

E5-2670 (20 MB L3 cache, 2.6 GHz, DDR3 1600/1333/1066 MHz, 115 W)

E5-2665 (20 MB L3 cache, 2.4 GHz, DDR3 1600/1333/1066 MHz, 115 W)

E5-2660 (20 MB L3 cache, 2.2 GHz, DDR3 1600/1333/1066 MHz, 95 W)

E5-2650 (20 MB L3 cache, 2.0 GHz, DDR3 1600/1333/1066 MHz, 95 W)

E5-2650L (20 MB L3 cache, 1.8 GHz, DDR3 1600/1333/1066 MHz, 70 W)

Intel® Xeon® processor (Six Core)

E5-2667 (15 MB L3 cache, 2.9 GHz, DDR3 1600/1333/1066 MHz, 130 W)

E5-2640 (15 MB L3 cache, 2.5 GHz, DDR3 1600/1333/1066 MHz, 95 W)

E5-2630 (15 MB L3 cache, 2.3 GHz, DDR3 1600/1333/1066 MHz, 95 W)

E5-2620 (15 MB L3 cache, 2.0 GHz, DDR3 1600/1333/1066 MHz, 95 W)

E5-2630L (15 MB L3 cache, 2.0 GHz, DDR3 1600/1333/1066 MHz, 60 W)

Intel® Xeon® processor (Quad Core)

E5-2643 (10 MB L3 cache, 3.3 GHz, DDR3 1600/1333/1066 MHz, 130 W)

E5-2609 (10 MB L3 cache, 2.4 GHz, DDR3 1600/1333/1066 MHz, 80 W)

E5-2603 (10 MB L3 cache, 1.8 GHz, DDR3 1600/1333/1066 MHz, 80 W)

Intel® Xeon® processor (Dual Core)

E5-2637 (5 MB L3 cache, 3.0 GHz, DDR3 1600/1333/1066 MHz, 80 W)

Memory

Memory type Registered / Unbuffered DDR3 ECC memory

Capacities 2 / 4 / 8 / 16 GB DIMMs Registered

2 / 4 / 8 GB DIMMs Unbuffered

DIMM number 24

Max memory 384 GB (128 GB unbuffered)

Note: 16 GB DIMM availability may vary by region.

Note: 3 DIMM per channel is only supported by single rank and dual rank RDIMM. For UDIMM and quad rank RDIMM, maximum two DIMMs per channel.

Acer AT350 F2 specifications

Hard drives

Type	Interface, bandwidth	Capacities (RPM)
Enterprise Nearline SATA, 3.5"	3 Gb/s	250 GB (7.2K)
		500 GB (7.2K)
		1 TB (7.2K)
		2 TB (7.2K)
Enterprise Nearline SATA, 3.5"	6 Gb/s	500 GB (7.2K)
		1 TB (7.2K)
		2 TB (7.2K)
Enterprise Nearline SATA, 2.5"	6 Gb/s	250 GB (7.2K)
		500 GB (7.2K)
		1 TB (7.2K)
Enterprise SAS, 2.5"	6 Gb/s	73 GB (15K)
		146 GB (15K)
		300 GB (15K)
		300 GB (10K)
		450 GB (10K)
		600 GB (10K)
		900 GB (10K)
Enterprise Nearline SAS, 3.5"	6 Gb/s	500 GB (7.2K)
		1 TB (7.2K)
		2 TB (7.2K)
Enterprise SAS, 3.5"	6 Gb/s	300 GB (15K)
		450 GB (15K)
		600 GB (15K)

Optical drives

DVD-ROM

SuperMulti (DVD \pm RW)

Acer AT350 F2 specifications

RAID cards

Model	Port number	RAID support
LSI® MegaRAID SAS 9240-4i	4 internal ports	0, 1, 5, 10
LSI® MegaRAID SAS 9260-8i**	8 internal ports	0, 1, 5, 6, 10, 50, 60
LSI® MegaRAID SAS 9260-16i*	16 internal ports	0, 1, 5, 6, 10, 50, 60

*Battery Backup Unit BBU07 available

**Battery Backup Unit BBU08 available

RAID HBA for Tape Drive

Note: LTO tape drives require an add on card for external or internal connectivity

Model	Port number	RAID support
LSI® SAS3442E-R	4 internal / 4 external ports	0, 1, 10
LSI® SAS 9212-4i4e	4 internal / 4 external ports	0, 1, 10

Ethernet network cards

Model	Port number	Bandwidth
Intel® Gigabit CT2 desktop adapter	1	10/100/1000 Mbps
Supermicro AOC-SG-i2 server adapter	2	10/100/1000 Mbps
Supermicro AOC-SG-i4 server adapter	4	10/100/1000 Mbps
Supermicro AOC-STGN-i2S server adapter (DA2)*	2	10Gbps
Intel® X520-SR1 server adapter*	1	10Gbps
Intel® X520-SR2 server adapter*	2	10Gbps
Intel® X520-LR1 server adapter*	1	10Gbps

***Note:** Intel's 10GbE cards vary in terms of their connector type. The X520-DA2 is a copper connector for lengths up to 7M, while the X520-SR1/2 is an optical connection for cables up to 550M. The X520-LR1 is for even longer cable lengths up to 10km.

Fibre Channel HBAs

Model	Port number	Bandwidth
Qlogic® QLE2560	1	8 Gb/s
Qlogic® QLE2562	2	8 Gb/s

Tape Backup Unit (TBU)

Model	Tape capacity	Form factor
DAT72 USB TBU	72 GB	Internal 5.25" half-height
DAT160 USB TBU	160 GB	Internal 5.25" half-height

TPM module

Optional TPM module

Service and support

Acer Servers offer a comprehensive service suite to take care of daily IT needs. Users can select the 3-year standard warranty or choose extended warranties and services.

In a continuing effort to improve the quality of our products, information in this document is subject to change without notice. Images shown are only representations of some of the configurations available for this model. Availability may vary depending on region.

© 2012. All rights reserved.

Microsoft and Windows are registered trademarks of Microsoft Corporation. Intel, the Intel logo, Xeon and Xeon Inside are trademarks of Intel® Corporation.

NOTE: Extension warranty services may vary by country. Please contact Acer authorized resellers for more information.

Free Manuals Download Website

<http://myh66.com>

<http://usermanuals.us>

<http://www.somanuals.com>

<http://www.4manuals.cc>

<http://www.manual-lib.com>

<http://www.404manual.com>

<http://www.luxmanual.com>

<http://aubethermostatmanual.com>

Golf course search by state

<http://golfingnear.com>

Email search by domain

<http://emailbydomain.com>

Auto manuals search

<http://auto.somanuals.com>

TV manuals search

<http://tv.somanuals.com>