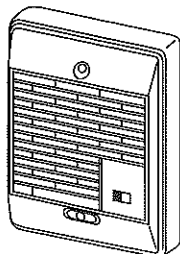


## CALL EXTENSION

Model; **IER-2**, *Call extension speaker*

### INSTALLATION & OPERATION MANUAL



**IER-2**

### PACKAGE CONTENTS


- Call extension Speaker (IER-2)
- Packet of screws
- Installation & Operation Manual


### Precautions on Installation


In order that the product can be used safely and properly, please observe the following Precautions.

#### CAUTION

(Negligence could result in injury or damage to property.)

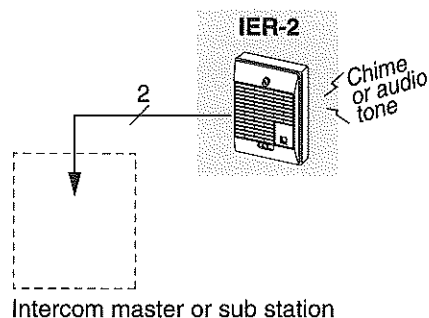
Mount IER-2 in a convenient location, but not where it could be bumped or jarred. 

Do not install or make any wire terminations while power supply is plugged in. It can cause electrical shock or damage to the unit. 

Do not install IER-2 in any of the following locations, as it may cause the system to malfunction; 

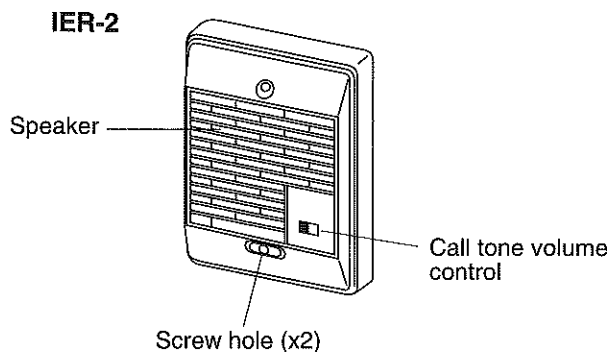
- High or extreme cold temperature area: under direct sunlight, near equipment that varies in temperature, in front of air conditioner, inside a refrigerated area, etc.
- Places subject to moisture or humidity extremes (bathroom, cellar, greenhouse, etc.)
- Places subject to environmental conditions, such as oil, dust, chemicals, salt, etc.
- Places subject to steam or smoke (near heating equipment or cooking surfaces)

## 1 SYSTEM OUTLINE & COMPONENTS



The IER-2 is a call extension speaker for hearing a chime tone in a location remote from the master or sub station. The chime is the same from the IER-2 as is emitted from the intercom, and it is equipped with a 3-position volume switch. There is no reply from the IER-2.

## 2 NAMES & FEATURES



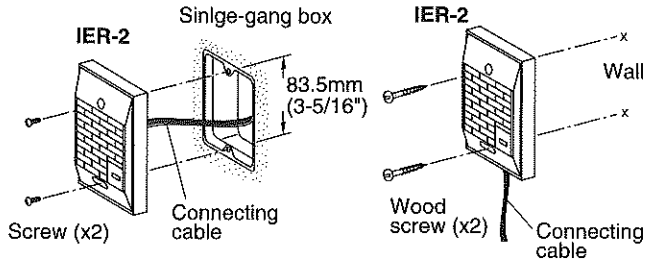
### FEATURES

- Announces a call tone. No communication.
- One speaker for the master (or sub) station.
- Volume adjustment to 3 positions.
- Surface-wall single-gang mounting.

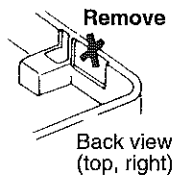
### 3 MOUNTING

1. Connect a pair of wires to screw terminals on back.
2. Attach IER-2 unit to wall or single-gang box with supplied screws.
3. For surface-wall mounting, run the cable either from top or bottom of the unit.

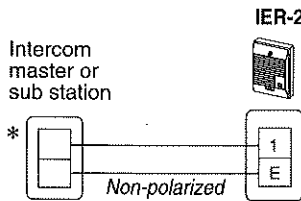
#### • Single-gang wall mounting • Surface-wall mounting



#### • Make a cable inlet hole in the top.



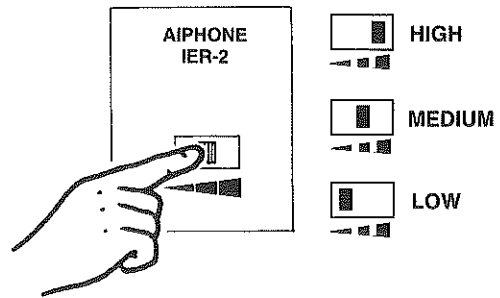
### 4 WIRING



\*Connecting terminals may vary by intercom station. Refer to the Manual packed with the intercom station.

### 5 OPERATIONS

#### Adjusting call tone volume



When call tone sounds, there is no communication. To reply, come to the inside station.

### 6 TECHNICAL PRECAUTIONS

#### Cleaning

Clean IER-2 unit with a soft cloth dampened with neutral household cleanser. Never use any abrasive cleaner or cloth.

#### Mounting location

IER-2 is not a weather-resistant type. Do not install outdoors.

### 7 SPECIFICATIONS (IER-2)

- Unit housing: Plastic
- Wiring: 2 wires, non-polarized to an inside station (master or sub).
- Dimensions: 120H x 88W x 29D (mm).  
4-3/4"H x 3-1/2"W x 1-1/8"D.
- Weight: 150g (0.33 lbs.).

### WARRANTY

Aiphone warrants its products to be free from defects of material and workmanship under normal use and service for a period of one year after delivery to the ultimate user and will repair free of charge or replace at no charge, should it become defective upon which examination shall disclose to be defective and under warranty. Aiphone reserves unto itself the sole right to make the final decision whether there is a defect in materials and/or workmanship; and whether or not the product is within the warranty.

This warranty shall not apply to any Aiphone product which has been subject to misuse, neglect, accident, or to use in violation of instructions furnished, nor extended to units which have been repaired or altered outside of the factory.

This warranty does not cover batteries or damage caused by batteries used in connection with the product.

This warranty covers bench repairs only, and any repairs must be made at the shop or place designated in writing by Aiphone. Aiphone will not be responsible for any costs incurred involving on site service calls.

AIPHONE CO., LTD., NAGOYA, JAPAN  
AIPHONE CORPORATION, BELLEVUE, WA, USA  
AIPHONE EUROPE N.V., ANTWERP, BELGIUM

**AIPHONE**<sup>®</sup>  
Providing Peace of Mind

## Free Manuals Download Website

<http://myh66.com>

<http://usermanuals.us>

<http://www.somanuals.com>

<http://www.4manuals.cc>

<http://www.manual-lib.com>

<http://www.404manual.com>

<http://www.luxmanual.com>

<http://aubethermostatmanual.com>

Golf course search by state

<http://golfingnear.com>

Email search by domain

<http://emailbydomain.com>

Auto manuals search

<http://auto.somanuals.com>

TV manuals search

<http://tv.somanuals.com>