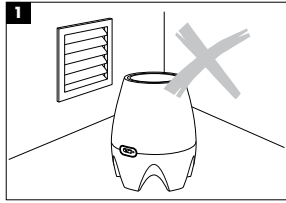
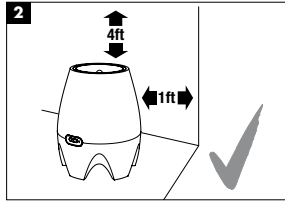


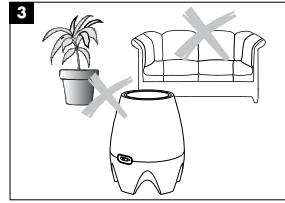
## QUICK SET UP GUIDE E2441



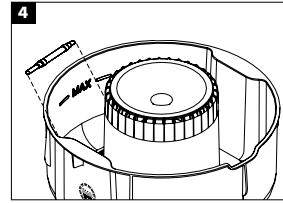
**1** Finding the ideal location for your unit: Do not place the humidifier directly next to a heating or an air vent.



**2** The unit should be placed on a dry, level surface. Keep it away from walls, doors or windows.

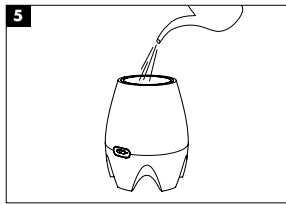


**3** The unit should not be placed too close to plants or other objects. Keep a distance of at least 20 inches (50cm).

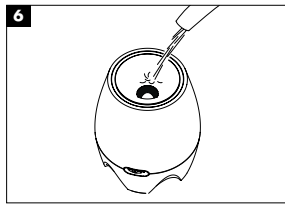


**4** Place the Ionic Silver Stick in the water base of the unit.

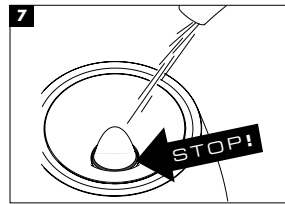
## FILL THE TANK WITH FRESH COLD WATER




**5** Fill the unit with a clean container.



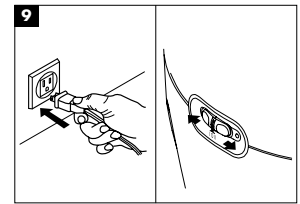
**6** Pour fresh, cold tap water into the filling opening of the upper part.



**7** Stop filling the unit as soon as the water level indicator ring of the float appears in the filling opening.

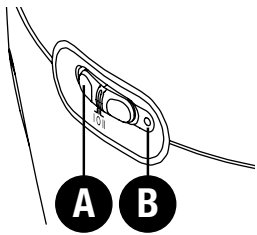


**8** When the unit is filled, do not push down the float tip since this causes the unit to overflow.



**9** Insert the plug into the socket and switch on the appliance using the on/off switch. The green light comes on.

## QUICK OPERATION DESCRIPTION E2441



- A** On/Off dial (Level I / Off / Level II)
- B** Operation light (Green = On / Red = Off, when water base is lifted)

## WATER QUALITY MAINTENANCE WITH IONIC SILVER STICK®

### Water Quality Maintenance

The innovative Ionic Silver Stick® (ISS) uses the proven anti-microbial properties of silver, thereby keeping the water free of harmful microbial growth. The ISS gives off silver ions into the water over a period of more than one year. It is self-renewing and requires no maintenance and no power to function.




### Lifecycle Indicator

Your appliance comes with a lifecycle indicator for changing the Ionic Silver Stick®. To remind yourself when you put the ISS into operation, please cross the current month on the stamp and write the current year on the line provided.

**DO NOT DISCARD! Safe for future reference.**

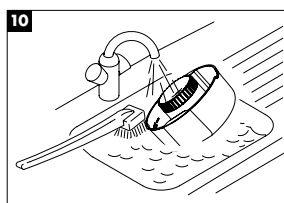
**Please read the manual or check our website [www.giroswiss.net](http://www.giroswiss.net) for further information.**

## RECOMMENDED TO CLEAN WITH EZCal

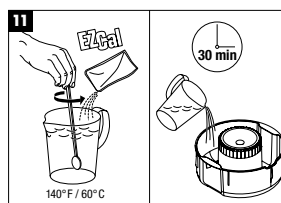


### What is EZCal?

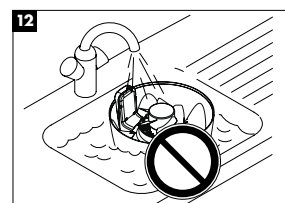
EZCal from AIR-O-SWISS is an easy and safe cleaning and descaling agent recommended for all humidifiers. It cleans mineral build-up in the water base.



Switch off the appliance and unplug it from the socket before cleaning it. Remove the evaporator wick assembly from the water base before cleaning the base. Clean the base regularly. Use water only, no detergents.



For best results use EZCal custom cleaning agent for AIR-O-SWISS products to remove deposits from the water base regularly. Do NOT run the unit when using EZCal. This can cause damage to the product and voids the warranty.



Do not submerge lower body in water! Thoroughly rinse the water base with tap water and make sure no EZCal residues remain in the base!

### There is a sample of EZCal included in the packaging of your humidifier!

Only use 1 packet for 32oz of water. Do not change the ratio. Thoroughly rinse the base with tap water and make sure no EZCal residues remain in the base. Instructions for use are on the packet. Please note: EZCal from AIR-O-SWISS is the only recommended cleaning and descaling solution. Do NOT use any other cleaning solutions since it can damage the product. Any use of cleaning solutions apart from EZCal will void the warranty.

### EZCal descaling agent is available at selected retail stores.

## TROUBLE SHOOTING

### ABOUT THE UNIT

#### Why isn't there enough moisture in my room?

- How often do you run the unit? If the unit is only run at night, then during the day the moisture level will drop if moisture is not constantly added to the air.
- Wood, leather, carpet, curtains, and other types of fabric soak up a lot of moisture, thus not leaving enough moisture in the air. If the window is left open, then this allows moisture to escape from the room. A common reason is that the unit is placed next to a heating device in order to distribute quickly the moisture around the room with the hot air. Unfortunately, this concept does not work because the hot air coming out of a vent will soak up most of the moisture, and none of the air within the room will receive any.

#### Should I leave my door open or closed when the unit is running?

- Leaving the door open allows moisture to leave the room and go into other areas of the house. If you would like the moisture to stay within one specific room you should consider closing the door while the unit is running.

#### How much moisture do I need in my room?

- Suggested humidity level is between 40-60%.

#### What are the effects of too little or too much humidity?

- Dry air can cause dry skin, static electricity, out of tune musical instruments, increased levels of dust (dry air causes dust to rise), damage to wooden objects (dry out and eventually cracks appear), discomfort, sickness, and dries out nasal membranes. Over-humidifying the air can cause mold and peeling of wallpaper.

#### Why do I need a humidifier when I can just open my window?

- The moisture level within the outside air is not high enough to humidify a room. The colder the air the less moisture it is capable to hold, and the more the air is heated up the percentage of relative humidity is lower. Relative humidity means the amount of water vapor in the air, compared to the amount the air could hold if it was totally saturated. The difference is higher between outside and inside temperatures; more humidification is needed because of the dry air in the room.

#### Where should I place my humidifier?

- The unit should be free-standing, on a flat surface and not close to a wall, window, door, or thermal bridge so that air can circulate around and underneath the unit.

#### If my unit runs dry is that ok?

- If there is a possibility that you will be unable to add water to the unit and it will run dry, turn the unit off before you leave. The unit will not be able to humidify the air if there is no water in it, and you may notice a foul odor.

#### Can this unit be used all year round?

- Yes, the unit can be used all year round. The unit produces relative humidity which means that the air will only take as much moisture as it can hold. The unit will not over-humidify the air.

#### Is it ok to put the removable water base in the dishwasher?

- Do not place the removable water base in the dishwasher. The removable water base will melt. Fill the removable water base with the prescribed ratio of water and EZCal as described on the packaging of EZCal. EZCal will remove mineral deposits from the removable water base.

#### Can I use distilled water?

- Yes you can. The evaporator does not need the minerals in the tap water to function properly.

#### What is EZCal?

- There is a sample packet of EZCal included in the packaging of your humidifier. EZCal from AIR-O-SWISS is an easy and safe cleaning and descaling agent recommended for all humidifiers. It removes mineral deposits from the water base. It is available at selected retail stores.

#### ACCESSORIES

#### What is the Ionic Silver Stick (ISS) and how long is it good for?

- The ISS is effective in preventing the growth of bacteria and molds in standing water. It needs to be replaced once a year. The ISS can be used in all AIR-O-SWISS products plus in all other humidifier brands.

**DO NOT DISCARD! Safe for future reference.**

**Please read the manual or check our website [www.giroswiss.net](http://www.giroswiss.net) for further information.**

## Free Manuals Download Website

<http://myh66.com>

<http://usermanuals.us>

<http://www.somanuals.com>

<http://www.4manuals.cc>

<http://www.manual-lib.com>

<http://www.404manual.com>

<http://www.luxmanual.com>

<http://aubethermostatmanual.com>

Golf course search by state

<http://golfingnear.com>

Email search by domain

<http://emailbydomain.com>

Auto manuals search

<http://auto.somanuals.com>

TV manuals search

<http://tv.somanuals.com>