

Aleratec®

www.aleratec.com

The Prosumers' Choice

QUICK START GUIDE

Aleratec DVD/CD Flash Copy Tower™



Part No. 310109

Welcome!

Congratulations on your purchase of an Aleratec DVD/CD Flash Copy Tower, considered by industry experts to be one of the finest DVD/CD Flash Drive Duplicators available.

The entire Aleratec team is committed to providing you with courteous service. Our knowledgeable staff will strive to make owning and operating your new Aleratec DVD/CD Flash Copy Tower a pleasant experience.

For more detailed information on configuring the DVD/CD Flash Copy Tower and applying its various capabilities, please refer to the User Guide on the CD included.

This Quick Start Guide will lead you step-by step through the basic operation procedures of your DVD/CD Flash Copy Tower.

We at Aleratec appreciate your selection of our product, and wish you great success and enjoyment of your new DVD/CD Flash Copy Tower.

Included Items

- *DVD/CD Flash Copy Tower*
- *Power Cord*
- *User Guide CD*
- *Quick Start Guide (this document)*
- *Aleratec Registration Card*


Product Features

The DVD/CD Flash Copy Tower is a Memory Card/USB flash drive to disc copier. No PC needed, no limitation of Memory Card size, just a very simple key button, you can easily backup from Memory Cards or USB flash drives to DVD or CD disc.

DVD/CD Flash Copy Tower can do both multi-session backup and disc spanning. Multi-session allows you to copy several Memory Cards or USB flash drives to one DVD or CD disc. Disc spanning can split backup a big content size Memory Card to several discs. In addition, the DVD/CD Flash Copy Tower can also support disc to disc copying.

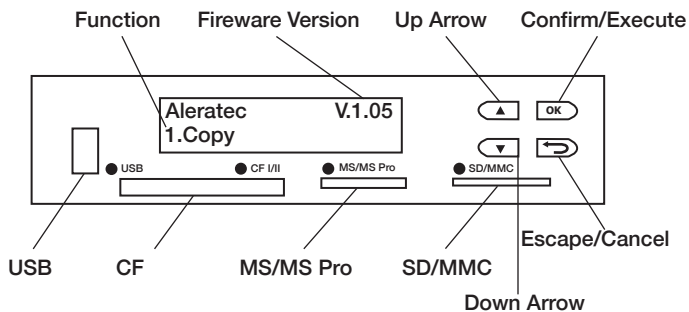
- *Memory Card or USB flash drive copy backup to DVD/CD disc.*
 - *Multisession Technology: Allows all different types of Memory Cards to backup to one DVD/CD disc.*
 - *Disc Spanning Technology: A big capacity Memory Cards can copy to several DVD/CD discs.*
- *DVD/CD to DVD/CD disc duplicator.*
- *No PC needed.*

Key Items on the 1:3 DVD/CD Auto Publisher LS



Warning: This product has a manually switchable power supply. **Make sure that the power supply is set to the proper voltage for your region.**

DVD/CD Flash Copy Tower: Display Panel and Buttons



Function List

Function	Sub-function	Description
1. Copy	1.1 Memory Card to Disc	Copy one Memory Card to DVD/CD disc
	1.2 USB to Disc	Copy USB flash drive to DVD/CD disc
	1.3 Disc to Disc	DVD to DVD copy CD to CD copy
2. Compare	2.1 Memory Card to Disc	Bit by bit compare between copied disc and Memory Card
	2.2 USB to Disc	Bit by bit compare between USB flash drive and copied disc
	2.3 Disc to Disc	Bit by bit compare between source disc and copied disc
3. Information	3.1 USB Info	Check USB flash drive's content size information
	3.2 Memory Card Info	Check Memory Card's content size information
	3.3 Disc Info	Check disc's content size information
	3.4 Drive Info	Check DVD/CD drives manufacturer and model information
	3.5 System Info	Check the machine's firmware and model information
4. Utility	4.1 System Update	Can upgrade system firmware via USB flash drive or disc
	4.2 Demo I/O	Simulates operation by ejecting and retracting drive doors
5. Set Up	5.1 Copy+Compare	According to your request select "enable" or "disable"
	5.2 Multi-session	According to your request select "enable" or "disable" multi-session function
	5.3 Disc Spanning	According to your request select "enable" or "disable" disc spanning function
	5.4 Burn Multidisc	Set the duplication from one flash media to multiple blank discs
	5.5 Burn Speed	Set the burning speed of DVD/CD writing
	5.6 Beep Sound	Set "ON" or "Off" of the beep sound function
	5.7 Advance Setup	Set disc space that will not be used and back light time

Function List - *continued*

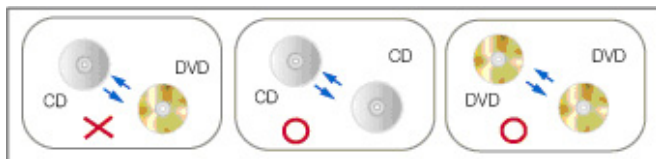
Note: Flash media (Memory Card and USB) will be recognized by the DVD/CD Flash Copy Tower only when the format is FAT 12, 16, or 32.

Note: Use only one source at a time. ONLY ONE Memory Card or ONLY ONE USB flash drive may be plugged in at a time.



Note: When the system is in process, do not pull out the card.

Note: DVD will copy only to DVD. CD will only copy to CD.



Using the DVD/CD Flash Copy Tower

Function Overview: 1. Copy

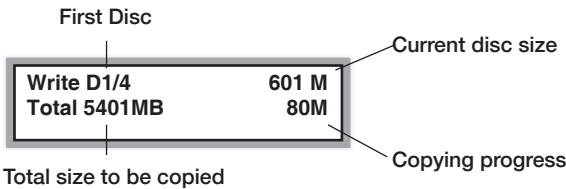
Memory Card / USB Flash Drive to Disc

1. Insert a Memory Card (e.g., SD, MS), or USB flash drive and place a blank DVD or CD disc into the burner.
2. Select **1. Copy**, → Select **1. M-Card to Disc** → Press **OK** → The DVD/CD Flash Copy Tower will begin copying.
3. The DVD/CD Flash Copy Tower will detect the Memory Card or USB flash drive and decide whether Multisession or Disc Spanning copying will be used. (For detailed information on Multisession or Disc Spanning refer to the User Guide CD.)

Disc Spanning Copying

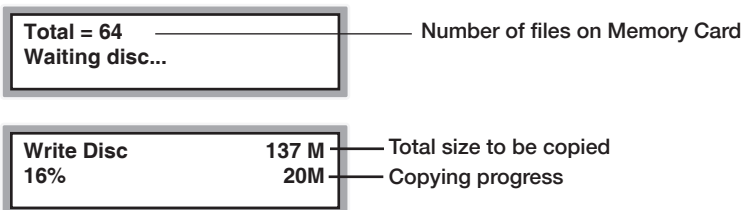


Example: A total of 4 CD-R discs are required to complete this project



When a disc is finished copying, it will be ejected. If the Disc Spanning process is not complete, the DVD/CD Flash Copy Tower will prompt you for a new blank disc to continue the copying.

Multisession Copying



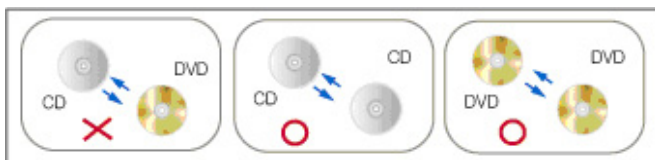
When finished copying, the disc will be ejected, and you can continue to copy another Memory Card, or USB flash drive.

Function Overview: 1. Copy

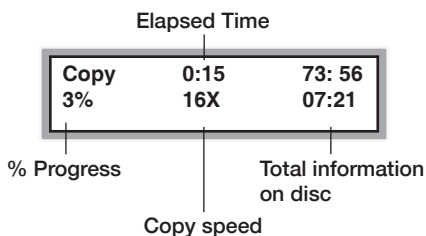
Disc to Disc

This function allows you to copy DVD to DVD(s) and CD to CD(s).

Note: DVD will copy only to DVD. CD will only copy to CD.



1. Place your source disc into a Reader, and blank discs into Writers.
2. Select **1. Copy**, → Select **3. Disc to Disc copy** → Press **OK** → The DVD/CD Flash Copy Tower will begin copying.



Copy	Result
PASS 1	FAIL 0

Results

3. When copying is completed, the copied disc will be ejected.

Technical Support Contact

- ▶ *By e-mail: **support@aleratec.com***
- ▶ *By Telephone: **+1-818-678-0484** – Skype: **support.aleratec.com***

Technical Support Group can be reached 8:00 AM to 5:00 PM, Pacific Time, Monday through Friday, excluding U.S. holidays.

Please try to call from a phone near your computer system.

- ▶ *Access is available 24 hours a day, 365 days a year, via:
The World Wide Web at: **www.aleratec.com***
- ▶ *FAX at: **+1-818-678-0483***

Notes:

Notes:



Aleratec[®]
www.aleratec.com
The Prosumers' Choice

Document Number: 310109_QSG_ENG_Rev. A
Specifications subject to change without notice.

Copyright © 2014

Aleratec, Inc.
9851 Owensmouth Avenue
Chatsworth, CA 91311 U.S.A.

www.aleratec.com

Free Manuals Download Website

<http://myh66.com>

<http://usermanuals.us>

<http://www.somanuals.com>

<http://www.4manuals.cc>

<http://www.manual-lib.com>

<http://www.404manual.com>

<http://www.luxmanual.com>

<http://aubethermostatmanual.com>

Golf course search by state

<http://golfingnear.com>

Email search by domain

<http://emailbydomain.com>

Auto manuals search

<http://auto.somanuals.com>

TV manuals search

<http://tv.somanuals.com>