

Air Ionizer/Purifier

with Exclusive High-Tech Pure Carbon Ion Generator

Model AM-60



CONGRATULATIONS!

The Amcor Air Purifier which you have purchased is a quality-built product. It provides maximum filtering efficiency with minimum care and maintenance. To ensure years of satisfying performance, please read and follow these instructions.

READ INSTRUCTIONS CAREFULLY BEFORE OPERATING AND SAVE THEM.

Advanced Filter System...

The type most recommended by health-care professionals for people suffering from:

- Asthma
- Allergies
- Hayfever

Helps clear microscopic irritants from the air...

- Pollen
- Fungal Spores
- Bacteria
- Dust
- Animal Dander
- Tobacco Smoke, etc.

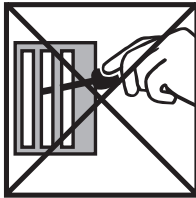
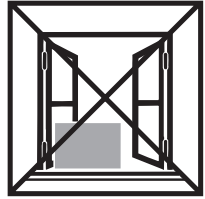


Safety

- This Air Purifier is safe. It is approved by many safety institutions around the world. However, as with other electrical appliances, use it with care.
- Do not clean the Air Purifier by spraying it or immersing it in water.
- Do not insert any object into the opening of the Air Purifier.
- Disconnect the product from the electrical outlet before cleaning the unit or any of its components.
- The Air Purifier has a polarized plug. In order to reduce the risk of electric shock, one of the blades in this plug is wider than the other; it thus can fit into a polarized outlet in only one position. If the plug does not completely fit, reverse its position. If it still does not fit, call a licensed electrician. Do not ignore this safety feature.
- Never connect the Air Purifier to an electrical outlet using an extension cord. If there is no accessible outlet, a licensed electrician should install one.
- A slight sensation may be felt if the carbon filament ionizing element (the carbon cord on the front air outlet) is touched. This is normal and presents no danger. This sensation may also be felt if you touch a person or a large metal object while your other hand is on the unit.
- Do not operate this unit if an oxygen tent or similar concentrated oxygen generating device is present in the room, or in a work area with bottled gases. However, the unit is safe to operate near a well-maintained gas stove.
- When not in use, store out of the reach of children!
- **WARNING:** Any service, other than regular cleaning or filter replacement, should be performed by an authorized service representative. Failure to do so could result in loss of warranty.
- **WARNING:** If the supply cord becomes damaged, it must be replaced by the manufacturer or its' service agent or similarly qualified person in order to avoid a hazard.

General Safety

For safety reasons, read this manual carefully before operating.

Persons who are not familiar with this manual must not use the Air Purifier.



Placement of the Air Purifier

Attention: Before deciding on a location for your Air Purifier, carefully read all the operating instructions as well as the following information.

The principle upon which the ionizer works is ionization. The process of ionization accelerates the fallout of pollutants from the air. These pollutants may adhere to surrounding surfaces, causing a dark smudge. Therefore, placement of the unit **away from all non-washable surfaces** is a must!

The Air Purifier may be placed on a nightstand, table or desk with its air outlet facing the user. In order to allow for proper air flow and to reduce particle buildup, always keep your unit at least 45 cm (1.5 ft) from any wall. The air outlets should always face away from the wall.

CAUTION: Never place this unit in close proximity to electronic fields. Examples are: video tapes, audio tapes, floppy disks, computers, wrist watches, touch lamps, radios, stereos, telephones, VCRs, etc.

Never place this unit on metal shelving or on any electrical device.

Control and Indicator Lights

The Air Purifier may be operated all day or night.

The air velocity can be regulated either by the blower's three-speed switch or by moving the Air Purifier towards or away from the user.

Checking the operation of the Air Purifier

WHEN THE LIGHT GOES ON,
YOUR AIR PURIFIER IS IN OPERATION

(See Control Switch diagram).

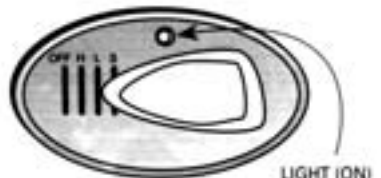
If the unit fails to operate:

- Make certain that the power control is switched on.
- Make certain that the power cord is securely plugged into the outlet.
- Check to see if the outlet is functioning by plugging in a lamp.

CONTROL SWITCH



BLOWER AT SLEEP MODE
Position **S** IONIZER IS ON (extreme right)
FOR QUIET OPERATION



BLOWER AT LOW SPEED
Position **L** IONIZER IS ON
FOR FAIR OPERATION



BLOWER AT HIGH SPEED
Position **H** IONIZER IS ON
FOR POWERFUL AIR PURIFICATION



UNIT IS OFF (extreme left)

How the Air Purifier Works

STAGE I

A washable filter that contains 5 layers:

Layer One

Friction caused by air passing through first honeycomb filter creates an electrostatic charge that captures and retains pollutants, dust and dirt.

Layer Two

Open Pore Polyurethane Foam

The foam is very permeable and has an extremely high dust-holding capacity.

Layer Three

A second honeycomb filter that also captures and retains pollutants, dust and dirt

Layer Four

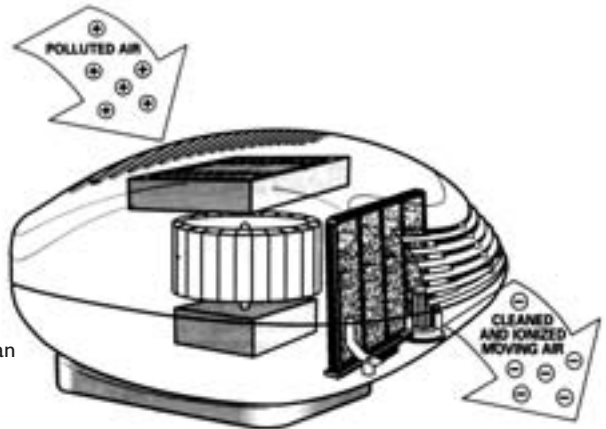
A second Open Pore Polyurethane Foam

Layer Five

A third honeycomb filter that captures and retains pollutants, dust and dirt.



Layers 1-5 are contained in a single, easy to clean cassette.



STAGE 2

Pre-ionization plus electrostatic air filtration

Most of the minute (micron and submicron) pollutant particles (smoke, soot, etc.) are precipitated from the air and captured by the electrostatic filter. Only an electrostatic filter can precipitate such small particles effectively and quietly while using a minimum of energy.

At the pre-ionization stage the pollutants are ionized and then are trapped by Air Purifier multiple layers of expanded, non-corrosive aluminum screening which are corrugated for an extended surface area. The electrostatic filter area is now larger than of previous models, resulting in a more efficient Air Purifier. The ionizing elements and filters are separate - making the Air Purifier even more reliable and easy to clean.

STAGE 3

Post Ionization

This stage is of utmost importance as it restores the natural balance of the air. After the air is purified, it is further cleaned and ionized at the air outlet using Air Purifier patented carbon filament process.

- Ionization substantially reduced the amount of indoor bacteria in the air.
- Ionization can frequently help asthma and allergy sufferers.
- Ionization may help relieve weather-related maladies such as headaches, nausea and physical aches.
- Ionization may help lower tension, producing sounder sleep.

Routine Service and Cleaning

Regular maintenance to the unit will keep it operating at maximum effectiveness. **CAUTION: TO REDUCE THE RISK OF INJURY, UNPLUG THE UNIT DURING CLEANING OR FILTER SERVICING.**

Enclosure Cleaning

Clean the outside of the unit at least once a week with a damp paper towel moistened with a common household detergent. Use a soft brush to clean (lengthwise) the carbon filament on the front of the outlet grill. Make sure not to damage the carbon filament during the cleaning process.

Cleaning the Area Around the Unit

It is recommended to wipe the area around the air purifier once a week with a wet paper towel to remove any accumulation of dust.

Cleaning the Washable Filter

It is recommended to clean this filter every 2 weeks.

To wash the Washable Filter, follow these steps:

- a. Lift the filter cover and remove it from the Air Purifier, then remove the filter cassette. Clean the filter cassette by dusting and then washing it in a mild detergent solution. **DRY THE FILTER CASSETTE COMPLETELY BEFORE RE-INSTALLATION!**
- b. Install the filter cassette in its place on top of the Air Purifier. Make sure that the filter element is facing upward.
- c. When replacing the filter cover, make sure to place the filter cover Positioning Rib first (see illustration).



Cleaning the Electrostatic Filter

(see illustration)

Put the Air Purifier in its upmost position and gently pull the electrostatic filter out of the lower part of the unit. The filter should be washed in a dishwasher using a warm (120-140F or 50-60C) cycle and a mild detergent, or by hand in warm water using a mild detergent. Rinse the filter thoroughly and dry it completely. Reinstall the filter, making sure it is pushed completely into place.

It is recommended to clean the filter every 4 weeks.

Some Technical Data

Ionization Voltage: 6KV

Ionization voltage has been optimally selected. It will provide an ample supply of negative ions in the room and at the same time, minimize deposits of pollutants in the immediate vicinity of the unit.

Total negative ion output: 2.5×10^{12} = 2.5 trillion negative ions per second.
Short current to ground is less than 0.1 milliamperes.

Direct contact with the carbon ionizing filament is completely safe.

Safety

The Air Purifier is UL listed.

Air Delivery

3-speed motor – greater air delivery

Speed	Air Purification	Washable Pre-Filter
High	Powerful	60 cfm
Low	Fair air	46 cfm
Sleep	Quiet	24 cfm

CFM = Cubic Feet per Minute air delivery

Power Consumption

Maximum power consumption of this Air Purifier is:

42W in HIGH POSITION

18W in SLEEP MODE

Ozone

The ozone level is two times lower than the permissible level established by UL safety standards.



One Year Limited Warranty

AMCOR warrants the original retail purchaser ("Purchaser") purchasing in the United States that the product with which this warranty is enclosed is free from defects in materials and workmanship.

AMCOR'S sole obligation under this warranty is to replace, or, at AMCOR'S option, to repair, free of charge, all defective parts, for a period of one (1) year from date of original purchase (the purchaser is required to keep the invoice). ANY IMPLIED WARRANTY OF MERCHANTABILITY IS SIMILARLY LIMITED TO ONE (1) YEAR FROM DATE OF ORIGINAL PURCHASE AND NO ACTION BASED UPON ANY IMPLIED WARRANTY OF MERCHANTABILITY OR OTHERWISE MAY BE COMMENCED AFTER EXPIRATION OF ONE (1) YEAR FROM DATE OF ORIGINAL RETAIL PURCHASE. Some states do not allow limitations on how long an implied warranty lasts, so the above limitation may not apply to you.

The provisions of this warranty shall not apply to any product which in AMCOR judgment has been (1) subject to misuse or neglect, (2) damaged in an accident, (3) used for a purpose for which it was not designed, or (4) repaired or altered in any way that adversely affected its performance or reliability.

To obtain warranty service, the defective product or part must be shipped or delivered to: AMCOR's authorized service center. All postage, insurance and shipping charges are the responsibility of the Purchaser and are not included in this warranty.

AMCOR NEITHER ASSUMES NOR AUTHORIZES ANY PERSON TO ASSUME FOR IT ANY OTHER LIABILITY IN CONNECTION WITH ITS PRODUCTS. THERE ARE NO WARRANTIES WHICH EXTEND BEYOND THE DESCRIPTION ON THE FACE HEREOF NO RESPONSIBILITY IS ASSUMED FOR INCIDENTAL OR CONSEQUENTIAL DAMAGES THAT MAY RESULT FROM THE USE OF AN AMCOR PRODUCT. NOR FOR THE DAMAGES DUE TO ACCIDENT, ABUSE, LACK OF RESPONSIBLE CARE, THE AFFIXING OF ANY UNAUTHORIZED ATTACHMENT, LOSS OF PARTS, OR USE AT A VOLTAGE OTHER THAN SPECIFIED. Some states do not allow the exclusion of limitation of incidental or consequential damages, so these limitations may not apply to you.

AMCOR disclaims all liabilities for defects or damages caused by use of replacement parts obtained from or by service at any service center other than AMCOR'S authorized service center.

This warranty gives you specific legal rights, and you may also have other rights which vary from state to state.

Please keep this warranty for your records.

Product: Multi-Tech Ionic Air Purifier

Model: AM-60

Date Purchased: _____

Production Code: _____

QUESTIONS? Call 866-361-2233

www.amcorgroupusa.com

913123040B

Free Manuals Download Website

<http://myh66.com>

<http://usermanuals.us>

<http://www.somanuals.com>

<http://www.4manuals.cc>

<http://www.manual-lib.com>

<http://www.404manual.com>

<http://www.luxmanual.com>

<http://aubethermostatmanual.com>

Golf course search by state

<http://golfingnear.com>

Email search by domain

<http://emailbydomain.com>

Auto manuals search

<http://auto.somanuals.com>

TV manuals search

<http://tv.somanuals.com>