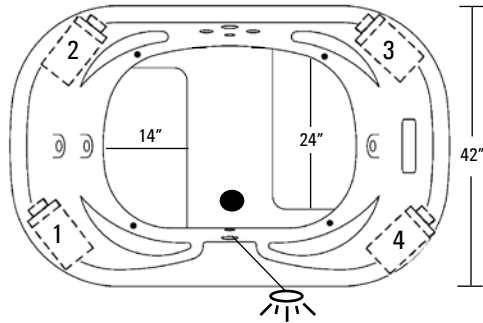


CENTURY 45


AQUATIC

CENTURY SERIES MODEL # AI6644RC45

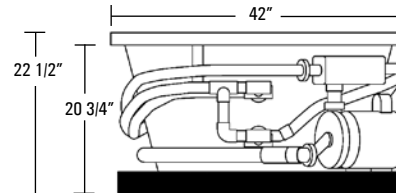
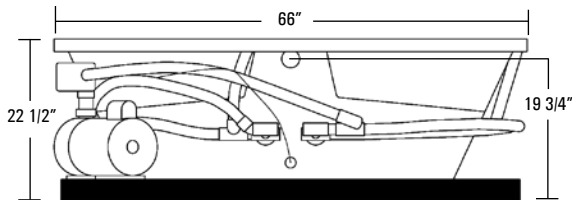


Note: This model does not include a Fast-Fill Waterfall Spout.

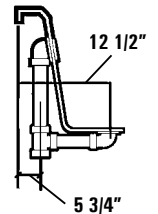
Two Person Bath



CAN BE USED IN AN UNDERMOUNT APPLICATION



Rough-In Plumbing Measurements



SPECIFICATIONS:

GENERAL SPECIFICATIONS:

Tub Size	66" x 42" x 22 1/2"
	168 cm x 107 cm x 57 cm
Bathing Well	43 1/2" long
	28 1/2" wide
	21" interior depth
Shipping Weight	220 lbs. / 100 kg
Tub Weight Filled	961 lbs. / 437 kg
Tub Only Weight	149 lbs. / 68 kg
Weight w/Equipment	148 lbs. / 67 kg
Gallons to Overflow	98 gal. / 370 L
Gallons to Operate	1 bather: 74 gal. / 280 L
	2 bathers: 50 gal. / 189 L

ELECTRICAL SPECIFICATIONS:

Pump	2 HP; 11 AMP; 110V
Requirement	15 AMP; 110V, separate circuit required protected w/ Class A GFCI
Inline Heater	1.5 kW; 12 AMP; 110V
Requirement	15 AMP; 110V, separate circuit required protected w/ Class A GFCI

STANDARD EQUIPMENT:

- 12 Hydrotherapy Jets including:**
- 4 Full Size Pressure-Flo Hydrotherapy Jets
 - 4 Pressure Plus Hydrotherapy Jets
 - 3 Recessed Rotary Massage Jets
 - 1 Recessed Fan Jet
- Aquatic Quality Features:**
- 2 HP, 3 Speed Run-Dry Pump
 - 1.5 kW Inline Maintenance Heater
 - Bath-Side Electronic Control Panel
 - Chromatherapy
 - "Quiet Pad" Anti-Vibration Pump Mount for Quiet Pump Operation
 - 2 Extra Deep & Wide Contoured Lounge Seats
 - 4 Arm Rests
 - Slip Resistant Floor
 - Pre-leveled ABS Support Base
 - Heat-bent Rigid PVC Piping for Optimum Sanitary Conditions
 - Durable, Easy to Clean, Lucite® Cast Acrylic Surface
 - Available in 8 Standard No-Charge Colors
- UL & IAPMO Listed, Factory Tested Limited Lifetime Warranty**

OPTIONAL EQUIPMENT:

- Comfort Pillow -- Oval or Rectangle
- Jet Finish
 - Chrome, Polished Brass, Gold, Polished Nickel or Satin Nickel
- Lift & Turn Waste and Overflow
 - Chrome, Polished Brass, Gold, Polished Nickel, Satin Nickel or Oil Rubbed Bronze
- Cable Drive Waste and Overflow
 - Chrome, Polished Brass, Gold, Polished Nickel, Satin Nickel, Oil Rubbed Bronze or Color Matched (Bone, White and Biscuit Only)
- Hand Held Jet - Chrome or Polished Brass
- Optional Pump Location
- Remote Pump Location
- Premium Colors

All acrylic colors featured by Aquatic match the industry's leading fixture manufacturers.

This unit is not recommended for shower installations.

Fax-On-Demand
Document # 1008



The manufacturer accepts a 1/4" variance. There are variations on each tub and specifications are subject to change as we improve upon our product as required. The dimensions needed for site preparation and structure building should be measured from the tub; Aquatic Industries, Inc. assumes no responsibility for preparatory work.

www.aquaticwhirlpools.com 800.555.5324

Free Manuals Download Website

<http://myh66.com>

<http://usermanuals.us>

<http://www.somanuals.com>

<http://www.4manuals.cc>

<http://www.manual-lib.com>

<http://www.404manual.com>

<http://www.luxmanual.com>

<http://aubethermostatmanual.com>

Golf course search by state

<http://golfingnear.com>

Email search by domain

<http://emailbydomain.com>

Auto manuals search

<http://auto.somanuals.com>

TV manuals search

<http://tv.somanuals.com>