

# Access Control Electric Locking



**ASSA<sup>®</sup>**

An ASSA ABLOY Group company

ASSA ABLOY

# Electric Locking - the ASSA solution

What can access control achieve for you? It can secure a reduction in crime and the protection of your premises and assets, through the monitoring and restriction of people's movements. It can make your life easier, and achieve significant cost savings in the long term. However, no electronic security solution is effective unless the actual locking devices holding the doors closed perform to the required standard. This is potentially the most physically vulnerable part of the system, and the one most subject to wear and tear. That is why you need to have complete confidence in the products you have chosen.

ASSA has been supplying electric locking devices for many years. Our products have a solid reputation for security, reliability and high performance. As part of the ASSA ABLOY Group, we enjoy the support and backing of the world's leading manufacturer of security door hardware. The resources that this enables us to put into research and development ensure that we remain at the forefront of technology. All our electric locking products are developed and manufactured within the Group. This means that they have been designed from the start to work together smoothly, and any support you may need – for any part of the system – is available from a single source.



Electric locking devices provide the physical security in any access control system, but the intelligence, monitoring and control are supplied by the other elements. ASSA manufactures a comprehensive range of security solutions, the details of which are covered in separate brochures.


## Security Systems

The ASSA SOLICARD security systems are powerful and sophisticated access control solutions. Highly flexible and modular in nature, they can be tailored to any size of application from single-door to multiple remote sites.

## Reader Technology

The interface between user and system is essential to both security and ease of use. ASSA access control systems can incorporate all standard types of credential reader, including magstripe cards, proximity and hands-free tokens and smartcards.

In addition, ASSA also produces a complete package of mechanical security products and architectural door hardware. This range includes cylinders and keys, locks, escape products, door furniture, hinges and door closers.

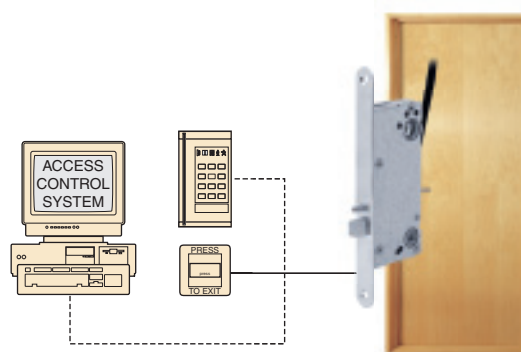


Electric locking products are suitable for many different applications. They can provide security to keep out unauthorised intruders; convenience for legitimate users; and safety for those who may need to escape in an emergency. This guide will help you achieve the right balance for your situation.

### Solenoid Handle Locks



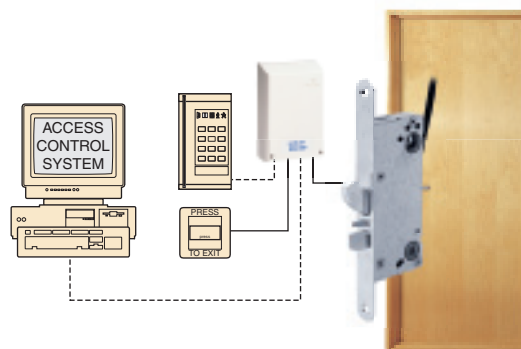
A fast-operating and unobtrusive locking device. Their external appearance fully matches conventional locks, making them ideal for projects where the aesthetics are crucial.



### Motor Locks



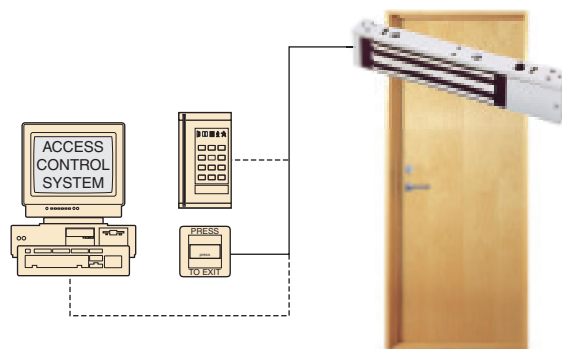
Providing extremely high security, these products are perfect for remote sites, out-of-hours security and other applications where resistance to attack is paramount.



### Door Magnets



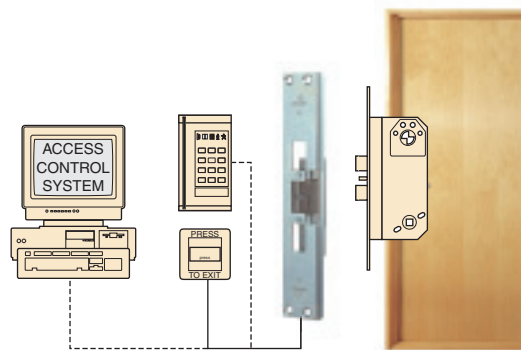
Highly resistant to wear and provide true fail-safe operation, making them very suitable for use on escape routes.



### Electric Strikes



Reliable and fast-operating; ideal for high traffic areas. May be used in conjunction with many different types of mechanical lockcase to allow a range of security and safety override functions.



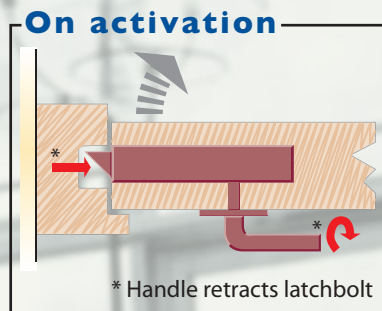
# Selecting a product

# Solenoid Handle Locks

Solenoid handle locks secure the door in a similar way to a conventional lock, except that the lever handle is controlled by an electromagnet. When the correct unlocking signal is received the solenoid magnet releases, allowing the handle to be used to open the door; at other times the handle is inoperative.

The benefits of solenoid handle locks include:

- A single unit solution; their external appearance is the same as a conventional lock and they may be fitted with door furniture to match other doors in the building.
- Provide a high level of security that can be controlled and monitored from a remote location.
- Fitting these products does not require cutting an unsightly hole into the door frame.
- Split follower versions offer a choice between the external or the internal handle being electrically controlled. Mechanical override available at all times.



## Operating Formats

**Fail Locked** – Provides optimum security.  
If there is a power failure the door will remain locked.

**Fail Unlocked** – Provides excellent safety.  
If there is a power failure the door will be unlocked to allow exit.

Fully adjustable: fail locked or fail unlocked mode may be selected on site.

## Compatibility

All our solenoid handle locks use the same door furniture and Scandinavian Oval shape cylinders as the ASSA Modular mechanical locks. They may also replace the existing Modular door preparation.

Available with choice of 50mm or 70mm backset. Each solenoid handle lock is supplied as standard with high security striking plate and 6m cable.



### Evolution 880 – electric latch

Solenoid handle lock. Latchbolt is deadlocked when the door is closed. Exterior and interior lever handles are electrically operated. Mechanical override by key or handle. May be set to either fail locked or fail unlocked operation. Continuously rated, accepts 12V to 24V DC power supply, Microswitch monitors deadlocking of latchbolt.



### Evolution 881 – electric sash lock

Solenoid handle lock with additional hookbolt. Latchbolt is deadlocked when the door is closed. Exterior and interior lever handles are electrically operated. Mechanical override by key or thumbturn. May be set to either fail locked or fail unlocked operation. Continuously rated, accepts 12V to 24V DC power supply. Microswitch monitors hookbolt and deadlocking of latchbolt.



### Evolution 884 – split follower electric latch

Split follower solenoid handle lock. Latchbolt is deadlocked when the door is closed. Exterior lever handle is electrically operated; interior handle gives escape at all times. Mechanical override by key or handle. May be set to either fail locked or fail unlocked operation. Continuously rated, accepts 12V to 24V DC power supply. Microswitches monitor interior handle and deadlocking of latchbolt.



### Evolution 885 – split follower electric sash lock

Split follower solenoid handle lock with additional hookbolt. Latchbolt is deadlocked when the door is closed. Exterior lever handle is electrically operated; interior handle retracts latch at all times. Mechanical override by key or thumbturn. May be set to either fail locked or fail unlocked operation. Continuously rated, accepts 12V to 24V DC power supply. Microswitches monitor interior handle, hookbolt and deadlocking of latchbolt.



### Evolution 886 – emergency split follower electric sash lock

Split follower solenoid handle lock with additional hookbolt and single action exit. Latchbolt is deadlocked when the door is closed. Exterior lever handle is electrically operated; interior handle or thumbturn retracts both bolts giving escape at all times. Mechanical override by key or thumbturn. May be set to either fail locked or fail unlocked operation. Continuously rated, accepts 12V to 24V DC power supply. Microswitches monitor interior handle, deadbolt and anti-thrust bolt.

*A fast operating and unobtrusive locking device.*



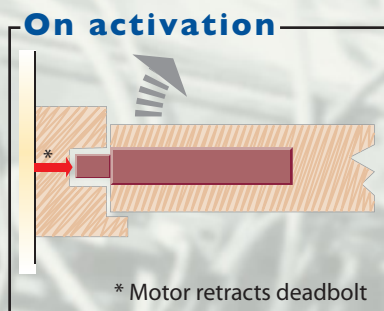
# Solenoid Handle Locks

# Motor Locks

Motor locks secure the door using a hardened steel motorised deadbolt. When the correct unlocking signal is received the bolt withdraws, allowing the door to open.

The benefits of motor locks include:

- Provide an extremely high level of security that can be controlled and monitored from a remote location.
- Secure serial encrypted communication between the control unit and the lock ensures maximum resistance to compromise.
- A single unit solution; their external appearance is the same as a conventional lock and they may be fitted with door furniture to match other doors in the building.



## Operating Format

If there is a power failure the door will remain in the state it was in previously: either locked or unlocked.

## Compatibility

The 810S, 811S, 8000S and 8001S are compatible with conventional ASSA Modular mechanical locks. The 811S/35mm and 8087S are for narrow stile doors.

Each motor lock is supplied as standard with striking plate, magnetic sensor, 6m cable, and DAC-30 control unit. The control unit may in turn be linked to any host control system, switch or timer.



### Evolution 810S – motor sash lock

Motor sash lock. Electrically controlled hookbolt plus latchbolt operated by lever handles. Mechanical override by key or thumbturn: accepts same accessories as ASSA Modular locks. Accepts 24V AC or DC power supply (or 12V DC stabilised), Incorporates built-in magnetic door contact.

ASSA Modular version: Locktronic 8000S



### Evolution 81IS – motor deadlock

Motor deadlock. Electrically controlled hookbolt. Mechanical override by key or thumbturn: accepts same accessories as ASSA Modular locks. Accepts 24V AC or DC power supply (or 12V DC stabilised), Incorporates built-in magnetic door contact.

ASSA Modular version: Locktronic 8001S



### Evolution 81IS/35mm – motor deadlock

Narrow profile motor hookbolt lock. Electrically controlled hookbolt. Mechanical override by key or thumbturn: accepts same accessories as ASSA Narrow Profile locks (but note that the backset is 35mm). Accepts 24V AC or DC power supply (or 12V DC stabilised), Incorporates built-in magnetic door contact.

ASSA Narrow Profile version: Locktronic 8087S



### DAC-30 – control unit

Control unit supplied with all versions of the above motor locks. Accepts input from any suitable access control system, switch or timer. Secure serial encrypted communication between control unit and lock. Full range of status indicators and alarm outputs.

*Very high security is provided by a motor-operated deadbolt.*



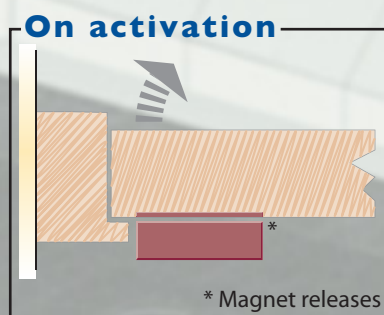
# Motor Locks

# Door Magnets

Door magnets secure the door using an electromagnet. When the correct unlocking signal is received the magnet releases, allowing the door to open.

The benefits of door magnets include:

- The absence of any mechanical moving parts makes these products extremely reliable and durable.
- True fail safe operation: as soon as power is no longer being applied to the magnet the door may be pushed open freely.
- Dual voltage: can be changed between 12V and 24V DC operation on site.



## Operating Format

**Fail Safe** – Provides optimum safety. If there is a power failure the door will be unlocked to allow exit, and can be pushed open even if it is under pressure.

## Microswitching


All ASSA Door Magnets are available with Hall Effect microswitches to monitor that the magnet is active. To specify add **x002** to the product reference.





### **M8000** – mortice door magnet

Fail Safe door magnet. Mortice fixing, suitable for internal doors. Medium strength: 3,000 N holding force. Continuously rated, available in 12V and 24V DC versions.



### **M8005** – door magnet

Fail Safe door magnet. Surface fixing, suitable for internal doors. Medium strength: 3,000 N holding force. Continuously rated, available in 12V and 24V DC versions.



### **M8011** – door magnet

Fail Safe door magnet. Surface fixing, suitable for external and internal doors. High strength: 6,000 N holding force. Continuously rated, available in 12V and 24V DC versions.



### **M8031x002** – high security shearmagnet

Fail Safe shearmagnet. Mortice fixing, suitable for external and internal doors. Very high strength: 15,000 N holding force. Continuously rated, available in 12V and 24V DC versions. Microswitch is included as standard.



### **M8022** – double door magnet

Fail Safe double door magnet. Surface fixing, suitable for external and internal double doors. High strength: 6,000 N holding force. Continuously rated, available in 12V and 24V DC versions.

*With no moving parts, these products provide security for the door with people in mind.*

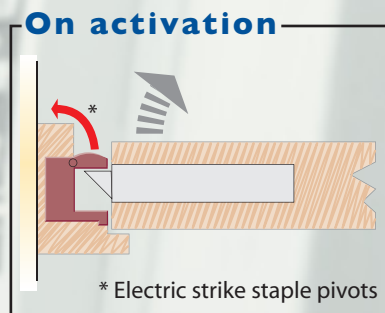
# Door Magnets

# Electric Strikes

Electric strikes work in conjunction with a mechanical lock to secure the door. When the correct unlocking signal is received, the strike releases allowing the door to open.

The benefits of electric strikes include:

- Heavy duty products offering excellent performance and reliability, which ensures maximum cost effectiveness in long term use.
- They unlock very quickly once the correct signal is received, making them ideal for use in busy situations.
- They operate independently of the lock, allowing for the provision of a separate function such as key override, manual deadlocking or emergency escape.



## Operating Formats

**Fail Locked** – Provides optimum security.  
If there is a power failure the door will remain locked.

**Fail Unlocked** – Provides excellent safety.  
If there is a power failure the door will be unlocked to allow exit.

**Fail Safe** – Provides optimum safety.  
If there is a power failure the door will be unlocked to allow exit, and can be pushed open even if the lock is under pressure.

## Compatibility

Unless indicated otherwise, all our electric strikes may be used with any single-point nightlatch from the ASSA Modular or Compact ranges (for example the Modular 8761 or Compact 3061).



### 131E – fail locked electric strike

Fail Locked electric strike suitable for use with nightlatches. Very high strength, resists 1,300 kg side pressure. Tested to 1 million operations. Continuously rated, available in 12V and 24V DC versions.



### 5131E – fail locked electric strike with microswitch

Fail Locked electric strike suitable for use with nightlatches. Microswitch monitors latchbolt engagement. Very high strength, resists 1,300 kg side pressure. Tested to 1 million operations. Continuously rated, available in 12V and 24V DC versions.



### 8131E – fail locked electric strike with microswitches

Fail Locked electric strike suitable for use with nightlatches. One microswitch monitors latchbolt engagement, and second microswitch monitors the deadlocking of the pivoting staple. Very high strength, resists 1,300 kg side pressure. Tested to 1 million operations. Continuously rated, available in 12V and 24V DC versions.

### Faceplates



**16**  
for timber frames  
(vandal-resistant  
model)



**24**  
for metal and  
timber frames



**13**  
for metal and  
timber frames  
Used with  
non-ASSA locks



**823**  
for metal or  
uPVC frames

The electric strikes listed above may be used with any of the faceplates shown, depending on the door frame material.

*High security electric strikes are designed for maximum resistance to physical attack and vandalism.*

# High Security Electric Strikes

# Fail Safe Electric Strikes

Fail safe electric strikes are ideal for use on escape routes and areas where safety is the primary concern.



## 331A – fail safe electric strike

Fail Safe electric strike suitable for use with nightlatches. Will open even when a sidepressure up to 500 kg is applied. Very high strength, resists 1,300 kg side pressure. Tested to 1 million operations. Continuously rated, available in 12V and 24V DC versions.



## 5331A – fail safe electric strike with microswitch

Fail Safe electric strike suitable for use with nightlatches. Will open even when a sidepressure up to 500 kg is applied. Microswitch monitors latchbolt engagement. Very high strength, resists 1,300 kg side pressure. Tested to 1 million operations. Continuously rated, available in 12V and 24V DC versions.

## Faceplates



**16**  
for timber frames  
(vandal-resistant  
model)



**24**  
for metal and  
timber frames




**13**  
for metal and  
timber frames  
Used with  
non-ASSA locks



**823**  
for metal or  
uPVC frames

The electric strikes listed above may be used with any of the faceplates shown, depending on the door frame material.





### ST670 – fail locked deadbolt strike

Fail Locked electric strike suitable for use with ASSA Modular sash locks and deadlocks. Microswitch monitors deadbolt engagement. Extremely high strength, resists 1,850 kg side pressure. Continuously rated, available in 12V and 24V DC versions.



### ST671 – fail unlocked deadbolt strike

Fail Unlocked electric strike suitable for use with ASSA Modular sash locks and deadlocks. Microswitch monitors deadbolt engagement. Extremely high strength, resists 1,850 kg side pressure. Continuously rated, available in 12V and 24V DC versions.

### Faceplates



**625**  
for timber  
frames



**635**  
for metal  
frames

The electric strikes listed above may be used with any of the faceplates shown, depending on the door frame material.

*Operating on the lock's deadbolt rather than latchbolt, these products provide the highest level of security.*

# Deadbolt Electric Strikes

# Universal Electric Strikes

Suitable for many applications and with a variety of functions fully adjustable on-site for maximum convenience.



## 75 – universal electric strike

Universal electric strike offering either Fail Locked or Fail Unlocked function, adjustable on-site. Suitable for use with nightlatches and other locks depending on faceplate fitted. High strength, resists 700 kg side pressure. Tested to 1 million operations. Continuously rated, accepts 12V to 24V AC or DC power supply.



## 575 – universal electric strike with microswitch

Universal electric strike offering either Fail Locked or Fail Unlocked function, adjustable on-site. Suitable for use with nightlatches and other locks depending on faceplate fitted. Microswitch monitors latchbolt engagement. High strength, resists 700 kg side pressure. Tested to 1 million operations. Continuously rated, accepts 12V to 24V AC or DC power supply.

## Faceplates



**730**  
for timber frames.  
Used with ASSA Modular sash locks



**731**  
for metal frames. 3 sizes.  
Used with ASSA Modular sash locks



**732**  
for timber frames.



**733**  
for metal frames.  
3 sizes.

The electric strikes listed above may be used with any of the faceplates shown, depending on the door frame material.



**ANSI S**  
for narrow metal frames.



**ANSI L**  
for narrow metal frames.



### I4E – fail locked electric strike

Fail Locked electric strike suitable for use with nightlatches. Medium strength, resists 450 kg side pressure. Tested to 1 million operations. Continuously rated, available in 12V and 24V DC versions.



### 514E – fail locked electric strike with microswitch

Fail Locked electric strike suitable for use with nightlatches. Microswitch monitors latchbolt engagement. Medium strength, resists 450 kg side pressure. Tested to 1 million operations. Continuously rated, available in 12V and 24V DC versions.



### I14A – fail unlocked electric strike

Fail Unlocked electric strike suitable for use with nightlatches. Medium strength, resists 450 kg side pressure. Tested to 1 million operations. Continuously rated, available in 12V and 24V DC versions.



### 5I14A – fail unlocked electric strike with microswitch

Fail Unlocked electric strike suitable for use with nightlatches. Microswitch monitors latchbolt engagement. Medium strength, resists 450 kg side pressure. Tested to 1 million operations. Continuously rated, available in 12V and 24V DC versions.

### Faceplates



**505**  
for  
metal/uPVC  
frames.



**510**  
for timber  
frames.



**5**  
for  
metal/uPVC  
frames.  
Used with  
non-ASSA locks



**10**  
for timber  
frames.  
Used with  
non-ASSA locks

The electric strikes listed above may be used with any of the faceplates shown, depending on the door frame material.

*Cost effective internal security.*

# Medium Security Electric Strikes



# ASSA<sup>®</sup>

ASSA Limited, 75 Sumner Road, Croydon CR0 3LN

Tel: 020 8688 5191 Fax: 020 8688 0285

E-mail: [sales@assa.co.uk](mailto:sales@assa.co.uk) Web: [www.assa.co.uk](http://www.assa.co.uk)

Trading solely as agent for ASSA ABLOY Ltd.

An ASSA ABLOY Group company

ASSA ABLOY

ASSA Ltd is the first choice for security solutions in government, commercial and institutional applications, achieved by providing a wide and flexible range of high quality, reliable products, supported by first-class customer service.

The ASSA ABLOY Group is the world's leading manufacturer and supplier of locking solutions, dedicated to satisfying end-user needs for security, safety and convenience.



## Free Manuals Download Website

<http://myh66.com>

<http://usermanuals.us>

<http://www.somanuals.com>

<http://www.4manuals.cc>

<http://www.manual-lib.com>

<http://www.404manual.com>

<http://www.luxmanual.com>

<http://aubethermostatmanual.com>

Golf course search by state

<http://golfingnear.com>

Email search by domain

<http://emailbydomain.com>

Auto manuals search

<http://auto.somanuals.com>

TV manuals search

<http://tv.somanuals.com>