



Atech Flash Technology, Inc.

XM-28U

User's Guide



Congratulations

Congratulations on the purchase of your new XM-28U USB media reader/writer.

XM-28U is able to support multiple formats of flash media cards.

This guide will explain the features and specifications of your new media reader, as well as the installation in a few simple steps. Please retain this guide for further reference.

Convenient features like fully Plug-and-Play make it easy to setup XM-28U in your kiosk or computer system.

Operating System Requirements:

Windows XP

Windows 98SE, 2000 (driver installation required)

Mac OS 9.2.x and later

Mac OS X v10.1.2 and later

Computer Requirements:

PC/Mac computer with open USB port 2.0/1.1

3.5" drive bay (internal installation)

On Board USB pin headers (2 USB ports/internal installation)

If you have any questions regarding with the Atech product, please contact:

Technical Support :

Toll free number (USA only) 1-800-964-3088

techsupport@atechflash.com


www.atechflash.com

Package Contents

XM-28U



Internal USB 2.0 Cable - Connects XM-28U to USB pin headers on motherboard.



—— To Reader Unit or for Front USB port

—— To motherboard USB pin headers (5-pin)

External USB 2.0 Cable - Connects from XM-28U unit to any available USB port in Computer. **If you want to use the Front USB option, you will need an additional USB cable**



—— To XM-28U Unit

—— To available USB Port in Computer

Windows 98SE or Windows 2000 users:

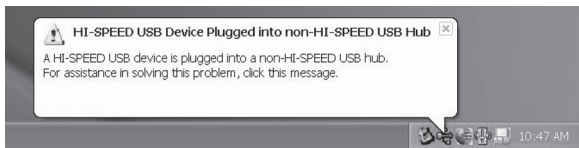
Driver installation is required. Please perform software setup first before using the XM-28U.

This is an USB 2.0 device and it is backward compatible with USB 1.1 interface. However, USB 1.1 performance can only be expected when connected to a USB 1.1. port.

When the unit is connected to a USB 1.1 port, the following Windows message may appear:

"A HI-SPEED USB device is plugged into a non-HI-SPEED USB hub. For assistance in solving this problem, click this message"

Please ignore the message.



Please also be sure to remove the power plug of your computer to avoid electrical shock or damage to your system.

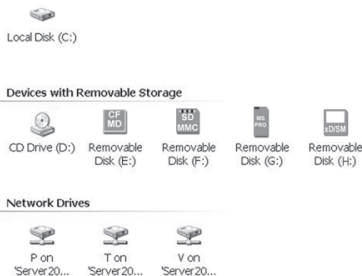
AFT Custom Drivers

Read only Drivers are available so that all media cards that are inserted are Read Only for security purposes.

AFT Custom Icons (for Windows XP/ME/2000/98SE)

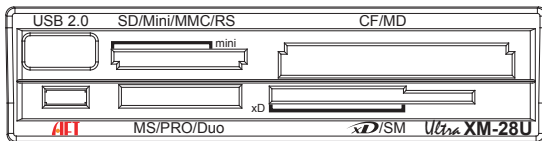
AFT Custom Icons, are available.

An example: Insert Memory Card and click on the Icon that matches your memory card.



Using XM-28U is similar to using a floppy drive. Simply insert your media card into the slot and click on the appropriate Removable Disk icon in My Computer, it will allow you to access your media card like a disk.

XM-28U



We strongly recommend that you copy the files in the media card to your computer first before attempting to view or make any changes to the files.

Caution !!

When removing your flash media card from reader please make sure that your file transferring process is fully completed before pulling your media card out. Failing to do so may result in card damage or data corruption.

Avoid formatting your media cards in reader if possible.

Always format your media card in the electronic device it is used in.

Certain electronic devices may become incompatible with the media cards formatted under Windows file systems.

Specifications

Dimension (W x H x D):	4.02 inch x 1 inch x 4.92 inch / 102 mm x 25 mm x 125 mm
Power Requirement:	5V DC, 500mA (USB bus power)
Supported media format:	Memory Stick PRO, Memory Stick PRO Duo, Memory Stick PRO MG Memory Stick, Memory Stick Duo MG, Memory Stick Select, Memory Stick Duo Magicgate Memory Stick*, Magicgate Memory Stick Duo, Memory Stick Rom Memory Stick Extreme III, Compact Flash Type I, Compact Flash Type II, Compact Flash Extreme III, Microdrive, Magicstor, xD-Picture Card™**, xD-Picture Card™ v 1.2, SmartMedia Card, Secure Digital, Secure Digital v 1.1, miniSD, microSD(SD Adapter Required), MultiMediaCard, MMC plus v 4.0, MMCmobile, RS-MMC, RS-MMC v 4.0,
Operation Current:	<200mA
Suspend Current:	<500uA
Transfer rate:	Up to 480 Mbps (via USB 2.0) Up to 12 Mbps (via USB 1.1)
Supported O/S:	Windows XP, ME Windows 98 SE , 2000 (driver required) Mac OS 9.1 or later

Specifications are subject to change without further notice.

All trademarks, trade names and copyrights are properties of their respective owners.

*Does not operate with MagicGate Memory Stick in secure mode.

**xD-Picture Card™ is a trademark owned by Fuji Photo Film Co., Ltd.

Download from www.Somanuals.com. All Manuals Search And Download.

Free Manuals Download Website

<http://myh66.com>

<http://usermanuals.us>

<http://www.somanuals.com>

<http://www.4manuals.cc>

<http://www.manual-lib.com>

<http://www.404manual.com>

<http://www.luxmanual.com>

<http://aubethermostatmanual.com>

Golf course search by state

<http://golfingnear.com>

Email search by domain

<http://emailbydomain.com>

Auto manuals search

<http://auto.somanuals.com>

TV manuals search

<http://tv.somanuals.com>