

USER MANUAL

DVI W/DIGITAL AUDIO TO HDMI CONVERTER





INTRODUCTION

The CP-268 combines your digital video(DVI) and audio(SPDIF) input and converts it to HDMI output. It adds the HDMI output capability to your DVI sources so new HDMI TVs can be used with your DVI sources with sound.

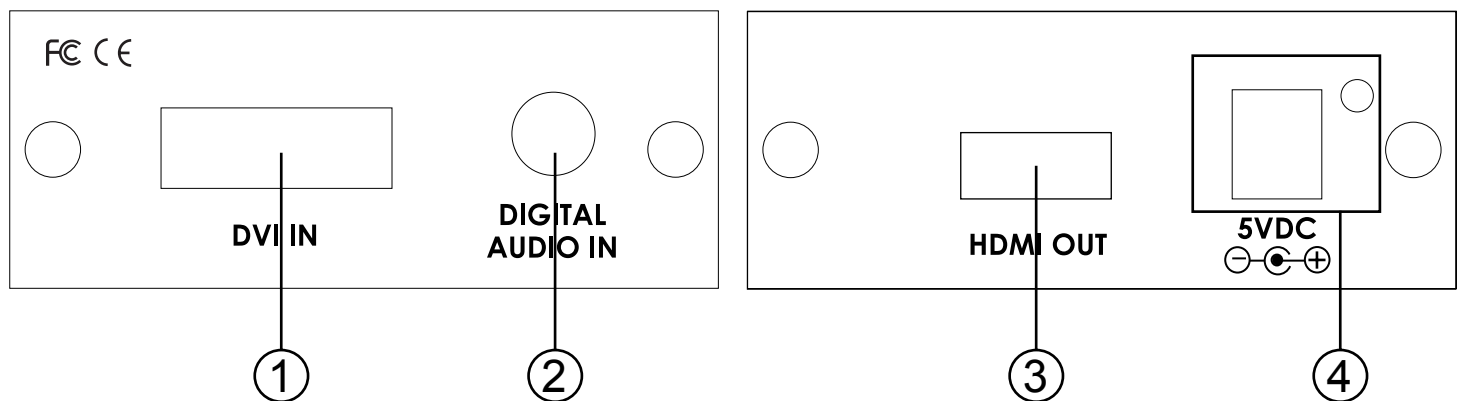
THIS PACKAGE INCLUDES

- One CP-268 unit.
- One switching power supply.
- User manual.

FEATURES

- Combines your digital A/V signal and converts it to HDMI output format.
- Adds the HDMI output capability to your DVI sources such as PC or DVD player.
- Input format auto detection: Digital RGB or YPbPr.
- HDCP compliant.
- Plug and play, easy to install.

OPERATION CONTROLS AND FUNCTIONS



1. DVI input: Connects to the DVI output connector of your source equipment.
2. Digital audio (SPDIF) input: Connects to the digital audio output of your source equipment.
3. HDMI output: Connects to the HDMI input connector of your HDMI display or switcher.
4. Power input: Plug the supplied 5V DC power supply into the unit and the LED will illuminate when the power is connected.

SPECIFICATION

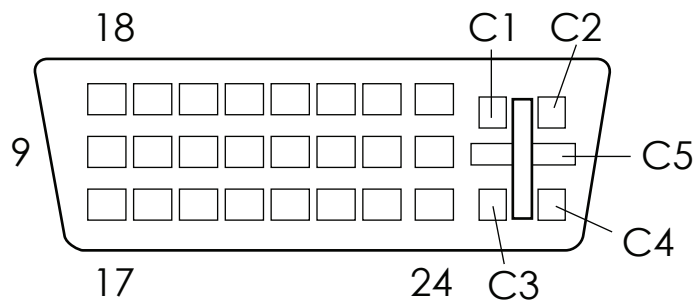
- Digital video input: DVI-I connector (but DVI-D input signal only)
- Digital audio input: Coaxial (SPDIF)
- HDMI output: 19-pin HDMI connector
- Compliant with DVI 1.0 & HDMI 1.1
- HDCP is compliant with HDCP 1.1 and downward compatible with HDCP 1.0
- Operation frequency: Up to 165 MHz
- Frequency bandwidth: 1.65Gbps(single link)
- Input/Output resolutions:
 - PC:** VGA@60/72/75/85Hz, SVGA@60/72/75/85Hz, XGA@60/70/75/85/87Hz, SXGA@60/75/85Hz, UXGA@60Hz, 1152@70/75/85Hz
 - HDTV:** 480p@60Hz, 576@50Hz, 720p@50/60Hz, 1080i@50/60Hz 1080p@24/25/30/50/60Hz
- Dimensions: 105(W) x 76(D) x 30(H)mm
- Power: 5V 1A center-positive



PIN CONFIGURATION

A. DVI-D Input Pin Assignment

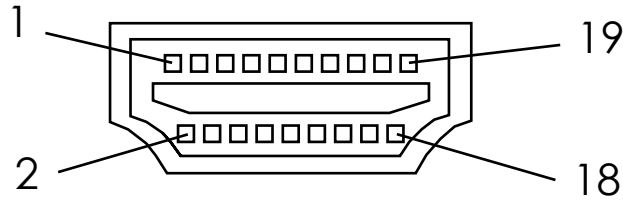
DVI-Digital(DVI-D): Supports digital-only connections between the host computer and display. This interface is designed for a 12 or 24-pin connection to enable single or dual-link mode activation.



Digital only connector pin assignments

Pin	Signal Assignment	Pin	Signal Assignment	Pin	Signal Assignment
1	T.M.D.S Data2-	9	T.M.D.S Data1-	17	T.M.D.S Data0-
2	T.M.D.S. Data2+	10	T.M.D.S. Data1+	18	T.M.D.S. Data0+
3	T.M.D.S. Data2 Shield	11	T.M.D.S. Data1 Shield	19	T.M.D.S. Data0 Shield
4	N.C.	12	N.C.	20	N.C.
5	N.C.	13	N.C.	21	N.C.
6	DDC Clock	14	+5V Power	22	T.M.D.S. Clock Shield
7	DDC Data	15	Ground (for +5V)	23	T.M.D.S. Clock+
8	No Connect	16	Hot Plug Detect	24	T.M.D.S. Clock-
C1	N.C.	C2	N.C.	C3	N.C.
C4	N.C.	C5	N.C.		

B. HDMI Output Pin Assignment

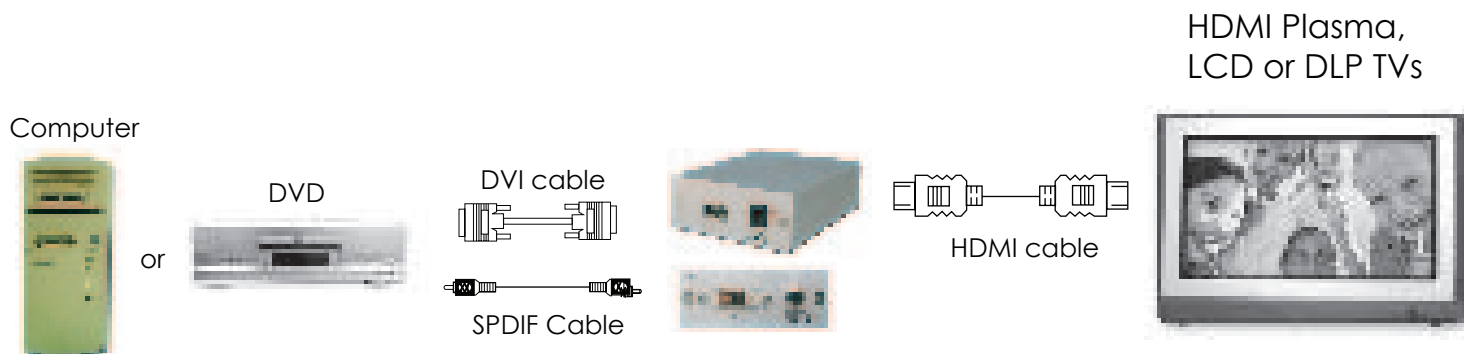


Pin#	Function Assignment	Pin#	Function Assignment
1	TMDS Data2+	2	TMDS Data2 Shield
3	TMDS Data2-	4	TMDS Data1+
5	TMDS Data1 Shield	6	TMDS Data1-
7	TMDS Data0+	8	TMDS Data0 Shield
9	TMDS Data0-	10	TMDS Clock+
11	TMDS Clock Shield	12	TMDS Clock-
13	CEC	14	Reserved (N.C. on device)
15	SCL	16	SDA
17	DDC/CEC Ground	18	+5V Power
19	Hot Plug Detect		

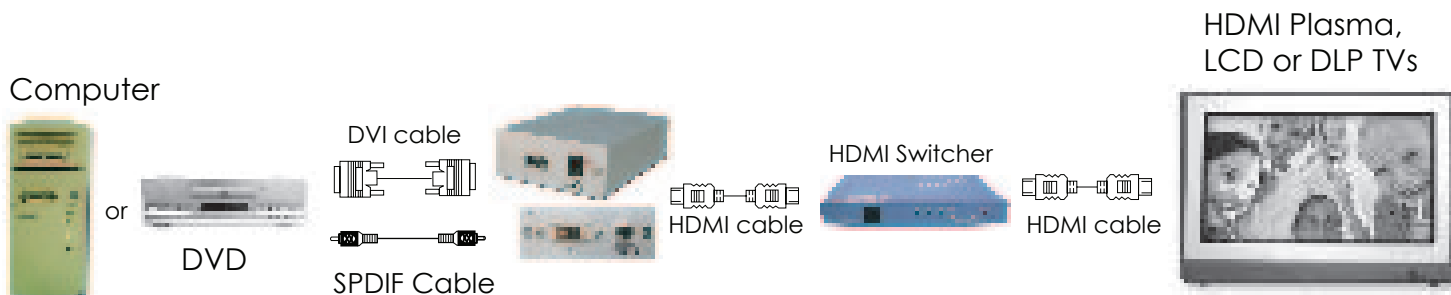


CONNECTION AND INSTALLATION

(1) HDMI display



(2) HDMI switcher



SAFETY INFORMATION

Safeguards



To reduce the risk of electric shock, do not expose this product to rain or moisture



Do not modify the wall plug. Doing so will void the warranty and safety features.



If the wall plug does not fit into your local power socket, hire an electrician to replace your obsolete socket.



This equipment should be installed near the socket outlet and the device should be easily accessible in the case it requires disconnection.

Precautions

FCC regulations state that any unauthorized changes or modifications to this equipment, not expressly approved by the manufacturer, could void the user's authority to operate this equipment.

Operate this product using only the included external power supply. Use of other power supplies could impair performance, damage the product, or cause fires.

In the event of an electrostatic discharge this device may automatically turn off. If this occurs, unplug the device and plug it back in.

Protect and route power cords so they will not be stepped on or pinched by anything placed on or against them. Be especially careful of plug-ins or cord exit points from this product.

Avoid excessive humidity, sudden temperature changes or temperature extremes.

Keep this product away from wet locations such as bathtubs, sinks, laundries, wet basements, fish tanks, and swimming pools.

Use only accessories recommended by Atlona to avoid fire, shock, or other hazards.

Unplug the product before cleaning. Use a damp cloth for cleaning and not cleaning fluid or aerosols. Such products could enter the unit and cause damage, fire, or electric shock. Some substances may also mar the finish of the product.

Never open, remove unit panels, or make any adjustments not described in this manual. Attempting to do so could expose you to dangerous electrical shock or other hazards. It may also cause damage to your AT-CP-268. Opening the product will void the warranty.

Do not attempt to service the unit. Disconnect the product and contact your authorized Atlona reseller or contact Atlona directly.

WARRANTY

Limited Warranty

Atlona Technologies warrants that (a) its products (the AT-CP-268) will perform substantially in accordance with the accompanying written materials for a period of 3 years from the date of receipt and (b) that the product will be free from defects in materials and workmanship under normal use and service for a period of 3 years. In the event applicable law imposes any implied warranties, the implied warranty period is limited to 3 years from the date of receipt. Some jurisdictions do not allow such limitations on duration of an implied warranty, so the above limitation may not apply to customers that fall within those areas.

Customer Remedies

Atlona Technologies' and its suppliers' entire liability and Customer's exclusive remedy shall be, at Atlona Technologies' decision, either return of the price paid for the product, repair, or replacement of the product that does not meet this Limited Warranty and which is returned to Atlona Technologies with a copy of the Customer's receipt. This Limited Warranty is void if failure of the product has resulted from accident, abuse, misapplication, or natural occurrence. In example but not limited to: power surges (electrical storms, local power outage), dropping the product (or items on the product), contact with fluids, and physical misconduct (i.e. kicking or punching). Any replacement product will be warranted for the remainder of the original warranty period.

No other warranties

To the maximum extent permitted by applicable law, Atlona Technologies and its suppliers disclaim all other warranties, either expressed or implied, including, but not limited to, implied warranties of merchantability and fitness for a particular purpose, with regard to the product and any related written materials. This Limited Warranty gives customer specific legal rights. Customers may have other rights depending on the jurisdiction.

No liability for damages

To the maximum extent permitted by applicable law, in no event shall Atlona Technologies or its suppliers be liable for any damages arising out of the use of or inability to use this product, even if Atlona Technologies has been advised of the possibility of such damages. Such damages include but are not limited to: special, incidental, consequential, or indirect damages for personal injury, loss of business profits, business interruption, loss of business information, or any other pecuniary loss. Atlona Technologies' and its suppliers' entire liability under any provision of this agreement shall be limited to the amount actually paid by you for the product. Some Jurisdictions do not allow the exclusion or limitation of liability for consequential or incidental damage. The above limitations may not apply to you in such jurisdictional cases.

ATLONA PRODUCT REGISTRATION

Thank you for purchasing this Atlona product. - We hope you enjoy it and will take an extra few moments to register your new purchase.

Registration creates an ownership record if your product is lost or stolen and helps ensure you'll receive notification of performance issues and firmware updates.

At Atlona, we respect and protect your privacy, assuring you that your registration information is completely secure. Atlona product registration is completely voluntary and failure to register will not diminish your limited warranty rights.

To register go to: <http://www.atlona.com/registration>

Free Manuals Download Website

<http://myh66.com>

<http://usermanuals.us>

<http://www.somanuals.com>

<http://www.4manuals.cc>

<http://www.manual-lib.com>

<http://www.404manual.com>

<http://www.luxmanual.com>

<http://aubethermostatmanual.com>

Golf course search by state

<http://golfingnear.com>

Email search by domain

<http://emailbydomain.com>

Auto manuals search

<http://auto.somanuals.com>

TV manuals search

<http://tv.somanuals.com>