










Quick Start Guide

Please refer to the following quick start guide as an overview to use the *FLO TV*[™] service:

1. Turn the vehicle ignition key to the ON position. Turn on your Vehicle Entertainment System (VES) and select the source input to which the *FLO TV* service is connected. (Note: Watching the *FLO TV* service for an extended period of time with the engine OFF will run down the vehicle's battery.)
2. The VES screen will show the FLO TV splash screen and then the FLO TV preview channel.
3. If you are not subscribed, subscribe to the *FLO TV* service by calling 888-99-FLOTV or by going online to www.flotv.com. The Device ID and Authorization Code of the FLO TV module are required for subscription. Press the  (Settings) key on the remote to access the Settings Menu. Press the ▼ (down arrow) key to highlight Subscription Information and press the  (OK) key on the remote. Your Device ID

and Authorization Code will be displayed on the VES screen.

4. Once subscribed to the *FLO TV* service, press the  (Guide) key on the remote to access the FLO TV Channel Guide.
5. Press the  (up arrow) or  (down arrow) key on the remote to change channels.
6. The arrow keys on the remote allow for navigation through the Channel Guide.
7. Press the  (OK) key on the remote to select a desired channel/show from the Channel Guide.
8. Press the  (Information) key on the remote to display the program information related to the current program.
9. Press the  (Settings) key on the remote to access the FLO TV user settings menu (e.g. Parental Control, etc.).
10. The  (Mode) key on the remote allows the user to switch between the *FLO TV* service and an auxiliary A/V source if one is connected.
11. Visit www.flotv.com for more info.



AUDIOVOX®
ELECTRONICS CORP.

Copyright © 2010 Audiovox Corporation

1.26.2010

128-8714A

Free Manuals Download Website

<http://myh66.com>

<http://usermanuals.us>

<http://www.somanuals.com>

<http://www.4manuals.cc>

<http://www.manual-lib.com>

<http://www.404manual.com>

<http://www.luxmanual.com>

<http://aubethermostatmanual.com>

Golf course search by state

<http://golfingnear.com>

Email search by domain

<http://emailbydomain.com>

Auto manuals search

<http://auto.somanuals.com>

TV manuals search

<http://tv.somanuals.com>