

EXPLANATION OF GRAPHIC SYMBOLS:



The lightning flash with the arrowhead within a triangle is intended to alert the user that parts inside the product are capable of producing an electric shock.



The exclamation point within a triangle is intended to alert the user that important operating and servicing instructions are being provided.

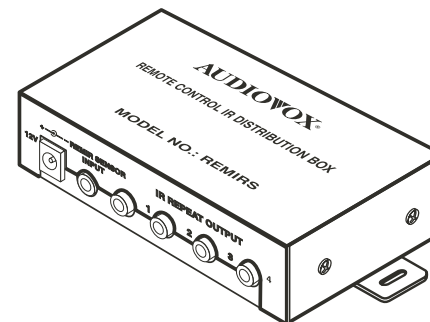
WARNING: TO PREVENT FIRE OR ELECTRIC SHOCK HAZARD, DO NOT EXPOSE THIS PRODUCT TO RAIN OR MOISTURE.

© 2001 Audiovox Corporation, 150 Marcus Blvd., Hauppauge, NY 11788

128-6082

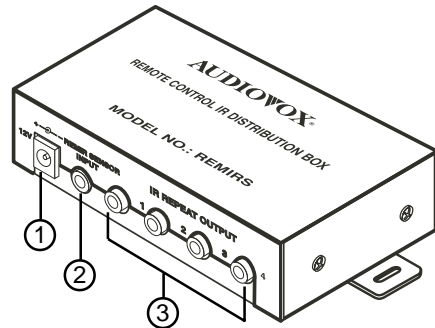


REMIRS REMOTE CONTROL IR DISTRIBUTION BOX



OPERATING INSTRUCTION

FRONT VIEW

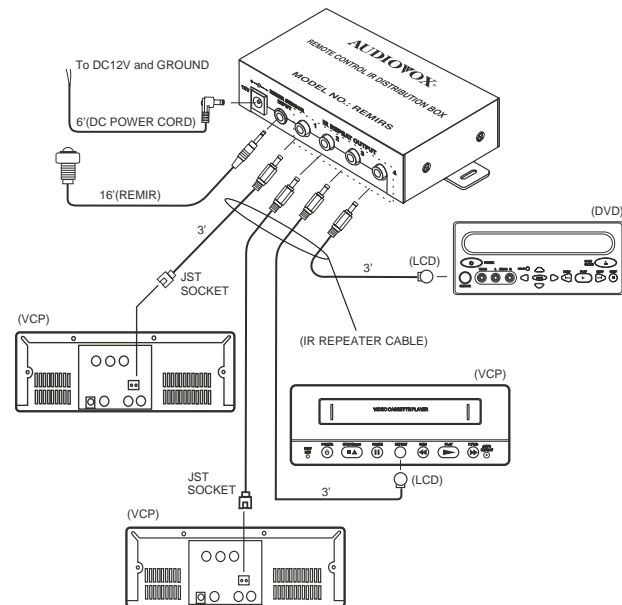


ITEM	FUNCTION
1	DC INPUT
2	REMIR SENSOR INPUT
3	REPEAT INFRARED SIGNAL OUTPUT

Operation Instruction

1. Plug the DC Power cord into the REMIRS DC input jack (1).
2. Connect the DC power cord's other end to DC 12V and ground.
(Black for "-" and Red for "+").
3. Insert the REMIR Sensor cable to the REMIR Sensor input jack (2).

4. Insert the IR Repeater cables into the IR REPEATER OUTPUT jack. Connect the other end of the cables to the desired sources (VCP, DVD, etc.)



Free Manuals Download Website

<http://myh66.com>

<http://usermanuals.us>

<http://www.somanuals.com>

<http://www.4manuals.cc>

<http://www.manual-lib.com>

<http://www.404manual.com>

<http://www.luxmanual.com>

<http://aubethermostatmanual.com>

Golf course search by state

<http://golfingnear.com>

Email search by domain

<http://emailbydomain.com>

Auto manuals search

<http://auto.somanuals.com>

TV manuals search

<http://tv.somanuals.com>