

**BiPAC 2073**  
**HomePlug AV 200 Ethernet Adapter**

**BiPAC 2074**  
**HomePlug AV 200 Ethernet Bridge with AC  
Pass-Through**

**Quick Start Guide**

## Declaration of Conformity Konformitätserklärung

in accordance with the *ElectroMagnetic Compatibility Directive. 2004/108/EC*  
and *Low voltage equipment Directive 2006/95/EC*

**The Manufacturer:** *Billion Electric Co., Ltd.*  
Hersteller:

*8F, No. 192, Sec. 2, Chung Hsing Rd.,  
Hsin Tien City, Taipei Hsien  
Taiwan.*

**declares that the product:** *BiPAC 2073 , BiPAC 2074*  
erklärt, dass das Produkt:

**Intended purpose:** *HomePlug AV 200 Ethernet Bridge*  
Verwendungszweck:

*to which this declaration relates is in conformity with the following standard(s) or other normative document(s)*

*EN60950-1:2001+A11:2004( 2006/95/EC) IEC60950-1-2001*

*CISPR/II/XX/CDV Opt B, EN 55022:2006 (Class B), EN 61000-3-2: 2006,  
EN 61000-3-3:1995/ A1:2001/ A2:2005, EN 50412-2-1: 2005,  
EN 55024:1998/ A1:2001/ A2:2003 (IEC 61000-4-2 : 1995/ A1:1998/ A2:2000,  
IEC 61000-4-3 : 2008, IEC 61000-4-4 : 2004, IEC 61000-4-5 : 2005, IEC 61000-4-6 : 2006,  
IEC 61000-4-8 : 2001, IEC 61000-4-11 : 2004 ).*

**This declaration is issued by:**

Diese Erklärung wird verantwortlich abgegeben durch:

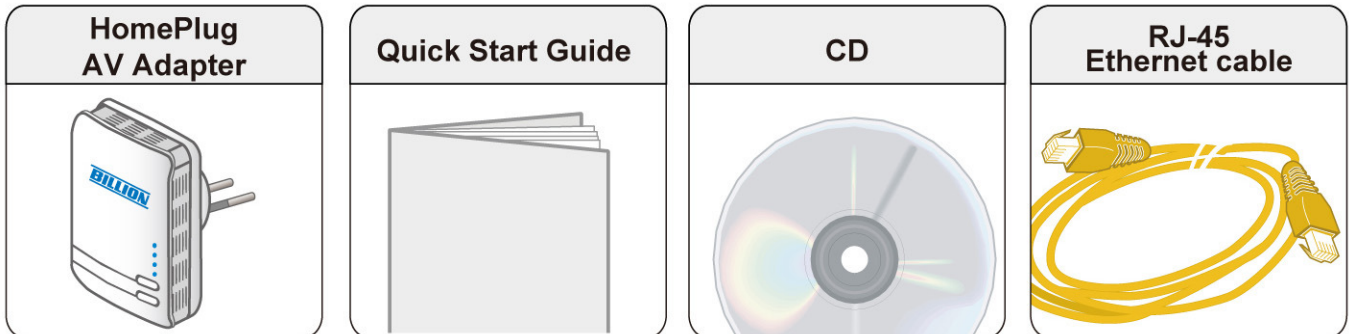
*LONDON*  
\_\_\_\_\_  
(Place)

*4 / 2 / 2009*  
\_\_\_\_\_  
(Date)

  
\_\_\_\_\_  
*Edward Kung  
Managing Director  
Etec Components Ltd.*

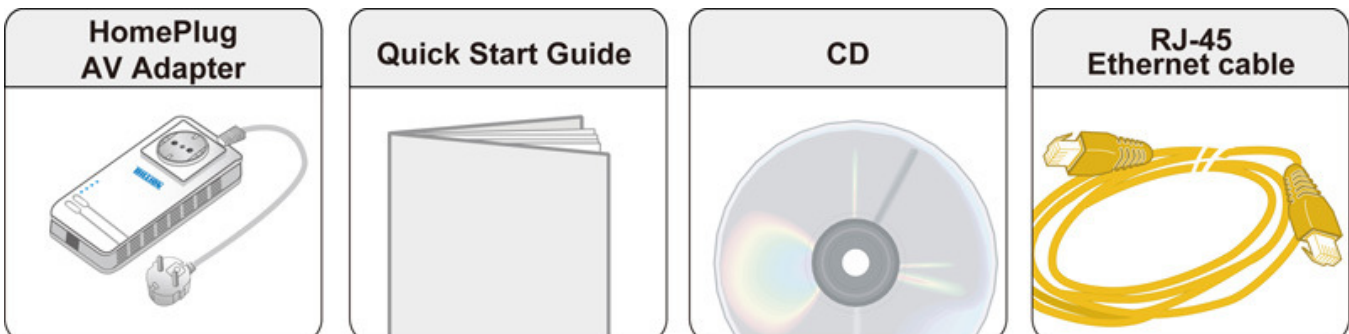
## Package Contents (BiPAC 2073)

- BiPAC 2073 HomePlug AV 200 Ethernet Adapter
- Quick Start Guide
- CD (containing user manual and QSG)
- Ethernet (CAT-5 LAN) cable



## Package Contents (BiPAC 2074)

- BiPAC 2074 HomePlug AV 200 Ethernet Bridge with AC Pass Through
- Quick Start Guide
- CD (containing user manual and QSG)
- Ethernet (CAT-5 LAN) cable



### Warning

- Do not use the adapter in high humidity or high temperatures.
- Do not open or repair the case yourself.
- Avoid using this product and all accessories outdoors.




### Attention

- Place the adapter on a stable surface.
- Only "Homeplug AV" compliant Power Line Communication (PLC) adapter for remote access is necessary

## Hardware Overview

### The LEDs and Buttons



**1.0 DET:**  
\* Blinking when detecting HomePlug 1.0 device.

**POWER:**  
\* Lit when power is ON.


**PLC:**  
\* Lit when the power line sync is established.  
\* Blinking when networking is active

**ETH:**  
\* Lit when connected to an Ethernet device.  
\* Blinking when data is transmitted or received via Ethernet port.

**SYNC:**  
\* Power line sync

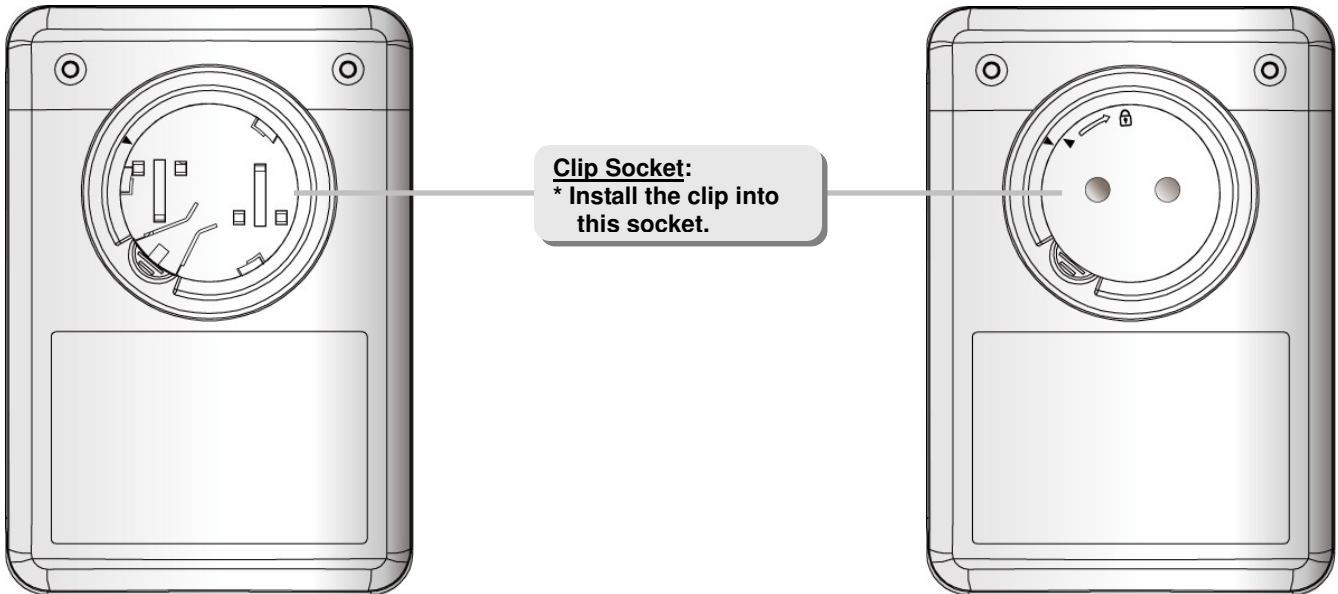
**Reset Button:**  
\* Press the reset button more than 2 seconds to reset device to factory default.

### The Ethernet Port



**Ethernet Port:**  
\* Connect your device (e.g.: computer, router, hub/switch, IP phone, IPTV set-top-box, gaming consoles...) to a LAN port, using the included RJ-45 Ethernet cable.

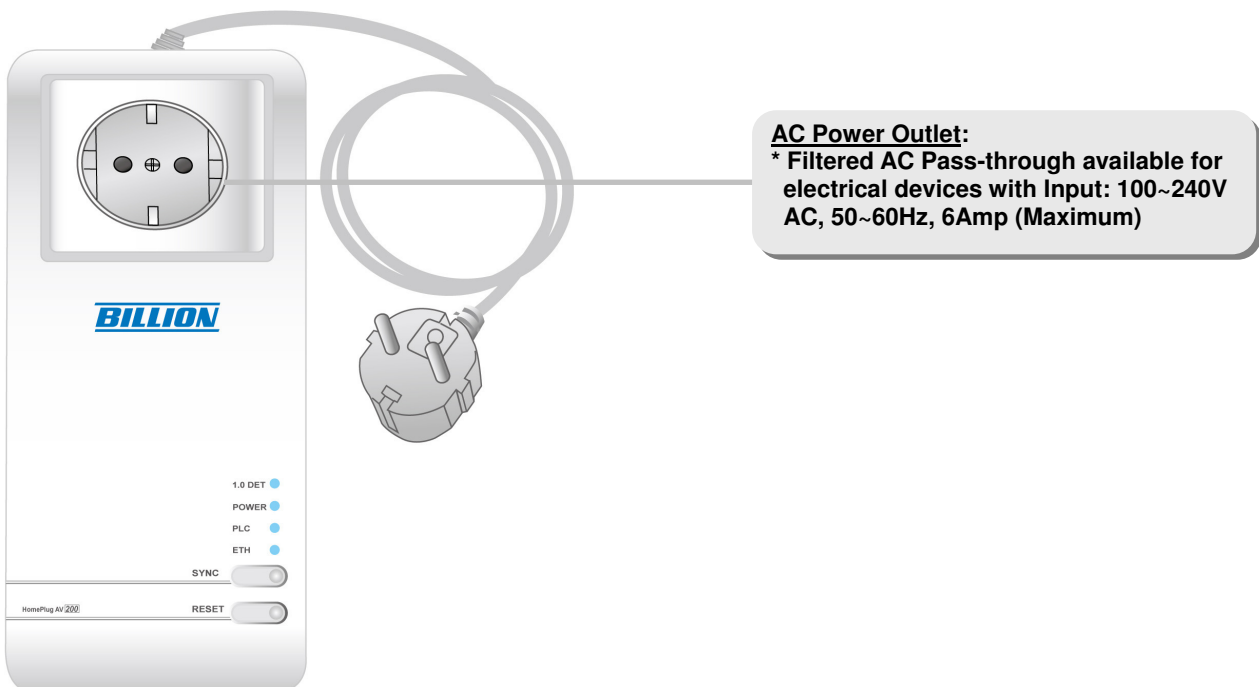
## The Rear Side and Look After Installing with Clip (BiPAC 2073)



**Warning**

- Please **DO NOT** remove or disassemble the socket clip frequently as this may cause serious damage to your HomePlug AV device!

## The AC Power Outlet (BiPAC 2074)

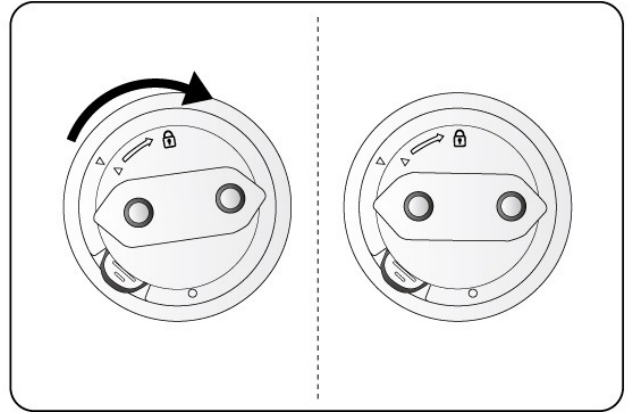
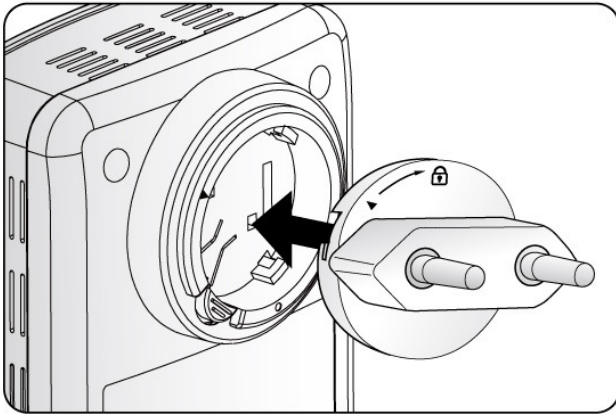


**Attention**

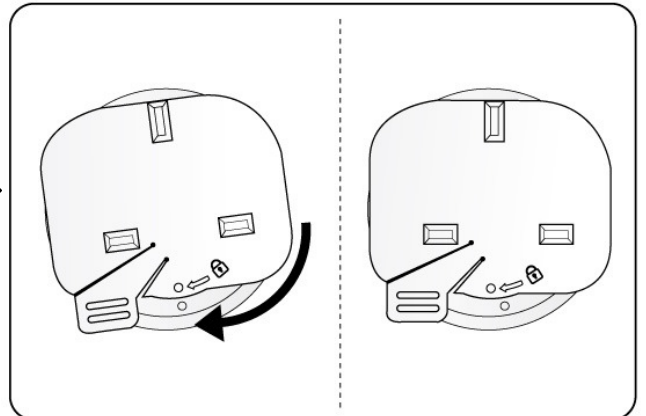
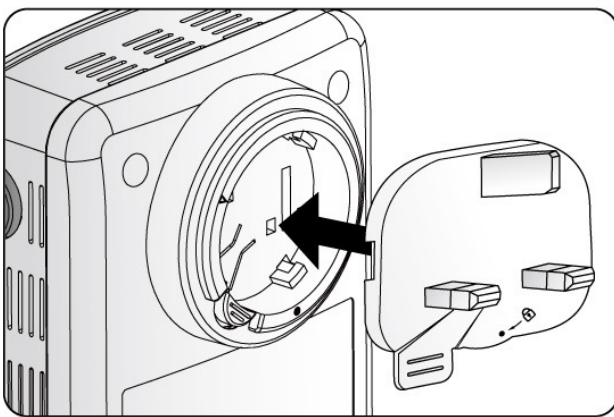
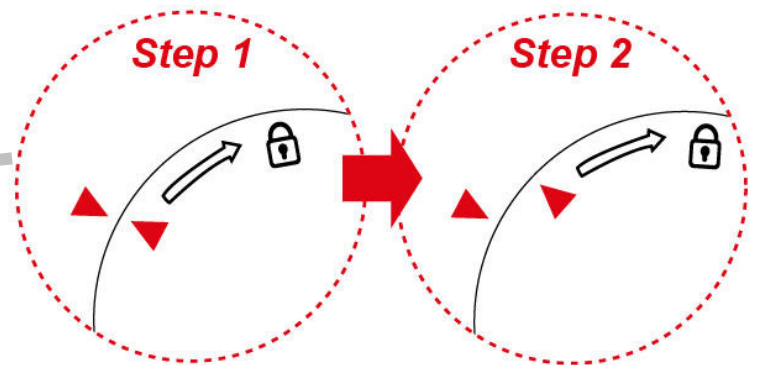
- Above is an example of a EU plug-socket type and AC power cable. Both plug-socket and power cable type and input voltage/frequency may vary for different countries!

## Clip Installation

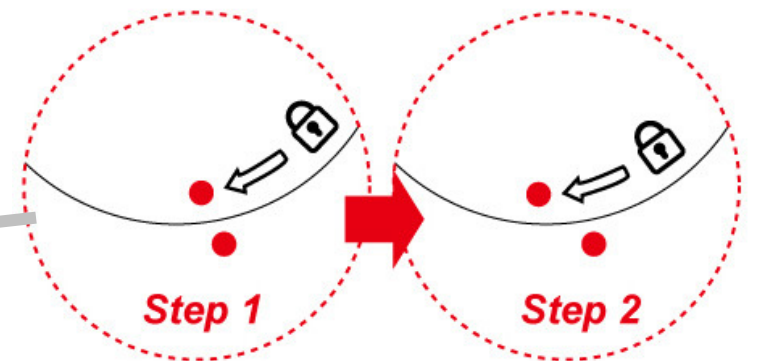
### Installing the clip with BiPAC 2073



Follow the diagrams and direction to install the clip.  
 (This is an example of EU clip.  
 Please check the lock instruction on your clip. If you got the "**Triangle Lock**", refer to right diagram.)



Follow the diagrams and direction to install the clip.  
 (This is an example of UK clip.  
 Please check the lock instruction on your clip. If you got the "**Circle Lock**", refer to right to diagram.)



## Hardware Installation

### 1. Power Connection

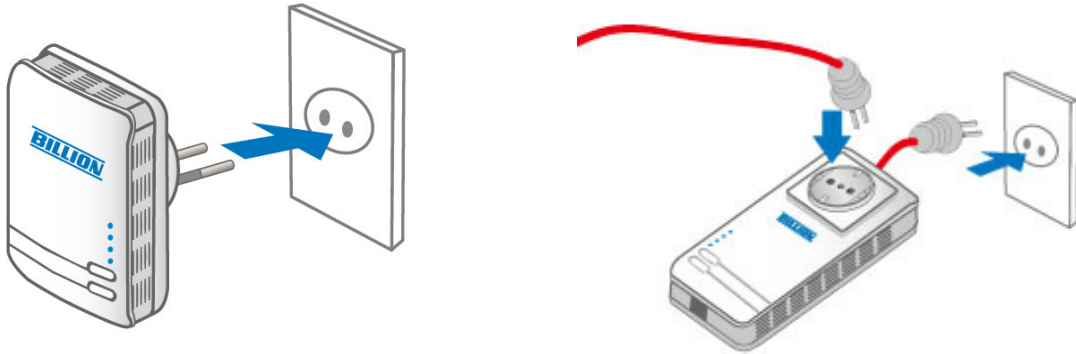
#### **BiPAC 2073**

Plug the Homeplug AV 200 Ethernet Adapter into the wall outlet/socket.

#### **BiPAC 2074**

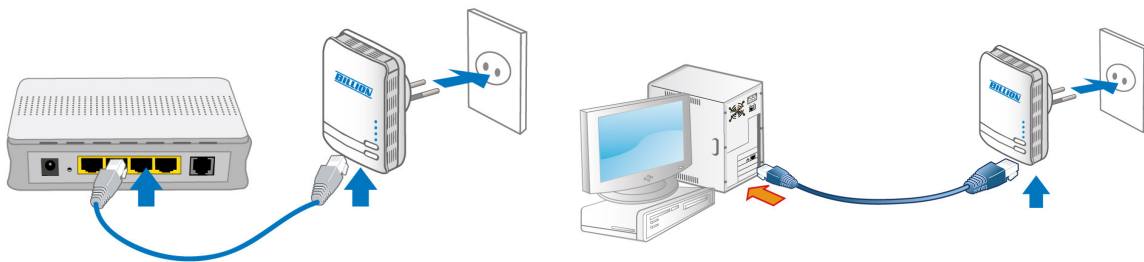
Plug the embedded AC power cable to the wall outlet/socket.

*Please note that the plug type may differ according to different countries.*



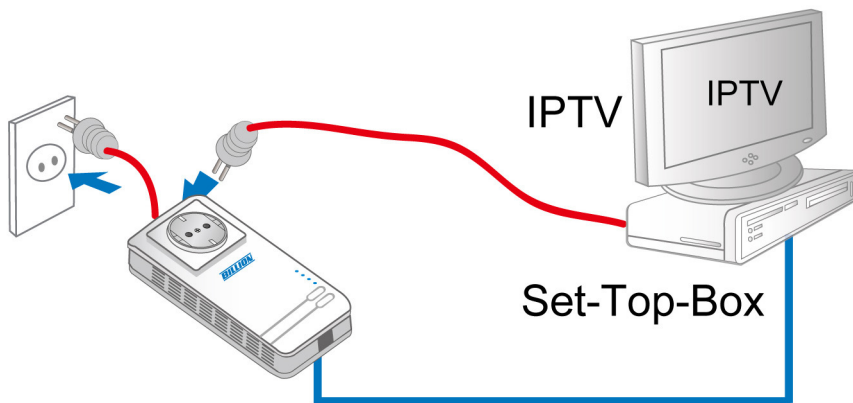
### 2. LAN Connection

Connect the supplied RJ-45 Ethernet cable to the Ethernet port on HomePlug AV 200 Ethernet bridge/adapter and the other side to the device's Ethernet interface.



### 3. AC Pass-Through Connection (BiPAC 2074 only)

To plug IT electrical devices (e.g.: ADSL router, Set-to-box, notebook..) into the built-in AC pass-through with an embedded low-pass filter to prevent electrical noise from interfering on your powering network.

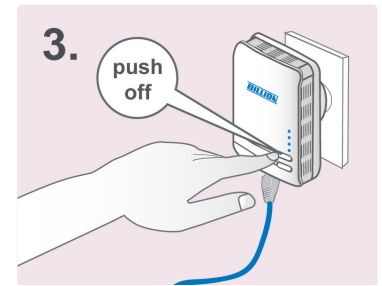
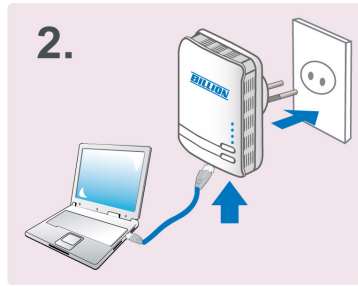
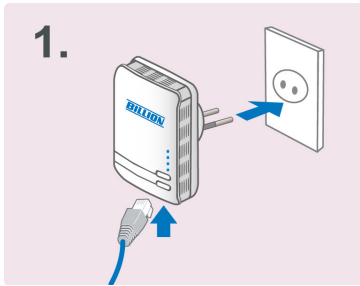


### Connection of the BiPAC 2073

Plug in the HomePlug AV adapter

Then connect the BiPAC 2073 to a PC, modem, router or a set-top-box

Create a secure network by a simply push off the network sync button.

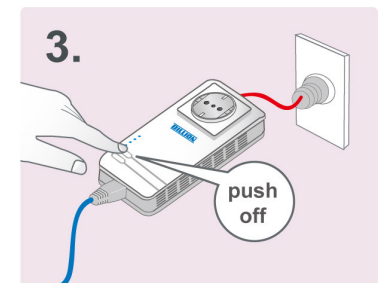
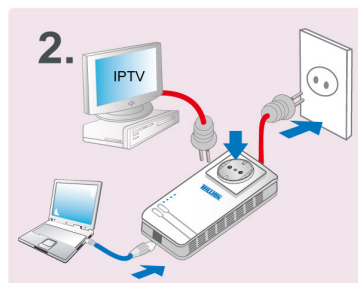
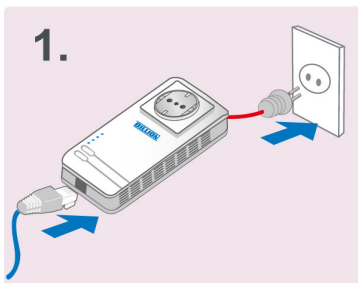


### Connection of the BiPAC 2074

Plug in the HomePlug AV bridge

Then connect the BiPAC 2074 to a PC, modem, router or a set-top-box

Create a secure network by a simply push off the network sync button.

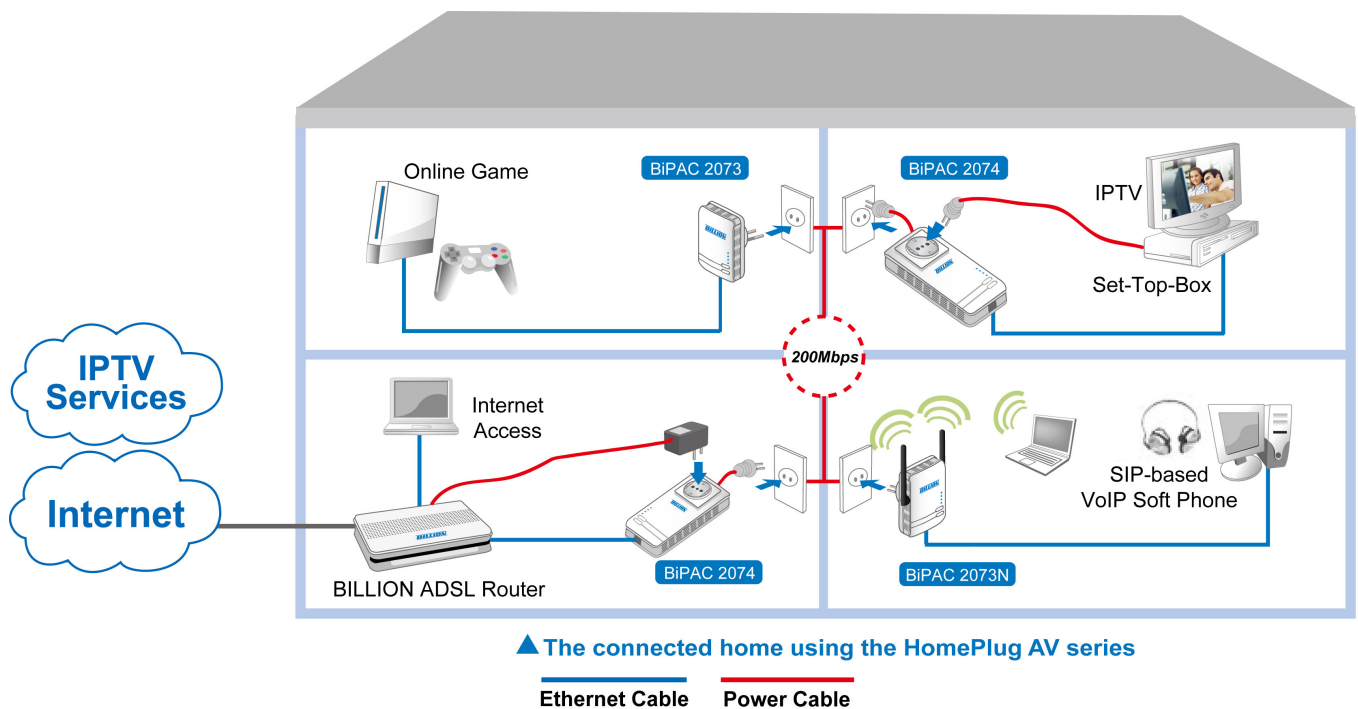


## Setup Utility

After you complete the hardware installation, insert the CD-ROM to the CD-ROM drive to perform Setup Utility for network configuration. The Setup Utility will auto-run. Follow the step-by-step configuration wizard, the utility will guide you complete the basic network configuration.



## Product Application



## Product Support and Contact Information

Most problems can be solved by referring to the **Troubleshooting** section in the User's Manual. If you cannot resolve the problem with the **Troubleshooting** chapter, please contact the dealer where you purchased this product.

**Contact Billion  
WORLDWIDE**

<http://www.billion.com>

### Billion Product Registration

Billion is committed to before and after sales customer services. You will get the most out of your Billion's products after registration. Please register online at [www.billion.com/register](http://www.billion.com/register) to receive valuable services and support from

2073/2074 V101EN

## Free Manuals Download Website

<http://myh66.com>

<http://usermanuals.us>

<http://www.somanuals.com>

<http://www.4manuals.cc>

<http://www.manual-lib.com>

<http://www.404manual.com>

<http://www.luxmanual.com>

<http://aubethermostatmanual.com>

Golf course search by state

<http://golfingnear.com>

Email search by domain

<http://emailbydomain.com>

Auto manuals search

<http://auto.somanuals.com>

TV manuals search

<http://tv.somanuals.com>