

The new  
BMW 1 Series Coupé



Sheer  
Driving Pleasure

135i  
123d  
120d



First it pulls you in. Then it takes off.





Pure energy. Exploited to perfection  
by BMW EfficientDynamics.



**The long wheelbase, the muscular flanks – a dynamically elegant design that leaves a lasting impression.**

Download from [www.somanuals.com](http://www.somanuals.com). All Manuals Search And Download.

**Wins the race before it even starts.**





**A dream machine, ready and waiting.**

■ Standard equipment

□ Optional equipment



□ **Xenon headlights for high and low beam**, incl. daytime driving lights, four parking light rings and automatic headlight range control, for better road illumination at night or in bad weather.

□ **Adaptive headlights incl. turning lights**, only in conjunction with Xenon headlights, incl. adaptive headlights: optimal and prompt illumination of bends through electromechanical control of the moveable lamps as soon as the driver turns.



■ **Rear light with LED indicators**: each taillight is made up of three separate high performance LED strips, accentuating the tailgate's dynamic feel.



□ **Foglights** integrated in the front apron ensure extra safety in poor visibility. Option includes exterior mirror heating and screen washer nozzles (standard on 123d, not available for 135i).



□ **Lights package** comprises vicinity lights, which upon unlocking the doors illuminates the area outside the doors for 20 seconds to enable safe vehicle access in the dark. Also included: reading lights front and rear, footwell illumination at the front, vanity mirror lights for driver and front passenger and ambient lighting.

■ Standard equipment    □ Optional equipment

□ **Chrome Line exterior**, encompasses trimming around side windows at the front and rear, the window recess finisher, entry strips with chrome inserts as well as the mirror base and mirror frame in high-gloss Black (standard on 135i and 123d).



□ **High-gloss Satin Chrome** encompasses the trimming around side windows front and rear, the window recess finishers, the mirror base and the mirror frame in high-gloss Black.



□ **Glass roof**, electric, with slide and lift control and remote-operated comfort opening.



■ **Exterior mirrors**, painted in body colour, with electric adjustment, aspheric, heated on 135i and 123d.



□ **Rain sensor including automatic driving lights control**: Once activated, the rain sensor will automatically switch on the windscreen wipers when it begins to rain, adjusting the wiper frequency in line with rainfall intensity. The integrated automatic driving lights control activates the low beam automatically at dusk and in tunnels.



□ **Trailer tow hitch** with removable ballhead (not available on 135i).



■ **Brake Force Display** helps vehicles travelling behind you to evaluate your braking more accurately: in the event of an emergency stop, the illuminated area of the brake lights is increased. So traffic following behind can tell in an instant the difference between a light tap on the brake pedal and a hard stop – for increased driving safety.



■ Standard equipment

□ Optional equipment



■ **BMW light-alloy wheels** double-spoke 222, 7 J x 16", 205/55 R 16 tyres (standard for 120d).



□ **BMW light-alloy wheels** V-spoke 141, 7 J x 17", 205/50 R 17 tyres (standard on 123d).



□ **BMW light-alloy wheels** star-spoke 256, 7 J x 17", 205/50 R 17 tyres.



□ **BMW light-alloy wheels** star-spoke 142 with mixed tyres, 7 J x 17" with 205/50 R 17 tyres at the front, 7.5 J x 17" with 225/45 R 17 tyres at the rear.



□ **BMW light-alloy wheels** star-spoke 262 with mixed tyres, 7 J x 17" with 205/50 R 17 tyres at the front, 7.5 J x 17" with 225/45 R 17 tyres at the rear.



□ **BMW light-alloy wheels** W-spoke 263 with mixed tyres, 7.5 J x 18" with 215/40 R 18 tyres at the front, 8.5 J x 18" with 245/35 R 18 tyres at the rear.



□ **BMW light-alloy wheels** star-spoke 264 with mixed tyres, 7.5 J x 18" with 215/40 R 18 tyres at the front, 8.5 J x 18" with 245/35 R 18 tyres at the rear (standard for the 135i).

■ Standard equipment

□ Optional equipment



■ **Standard steering wheel** (diameter 375 mm), three spokes.



□ **Leather sports steering wheel** (diameter 369 mm), chrome clasp, three spokes (standard on 135i and 123d).



□ **Leather sports steering wheel with multifunction buttons** (diameter 369 mm), chrome clasp, three spokes, with multifunction capability for remote control of radio and telephone (optional).



□ **M leather steering wheel** (diameter 369 mm), three spokes, optionally with multifunction buttons for remote control of radio/telephone (optional). An M gear lever knob with the M emblem is included should you opt for the manual transmission. The handbrake lever handle is made of Walknappa leather.



■ **Start/Stop button** to start the engine. Insert the car key to start and stop the engine by pushing this button.

□ **Comfort access system** to open and close the vehicle without having to take the radio remote control unit into your hands. In addition, the engine can be started without the key.



□ **Cruise control** stores and maintains a desired speed above approx. 30 km/h (activated using the left-hand steering-column stalk). After accelerating, the vehicle automatically returns to the previously stored speed. Braking cancels the setting.



□ **Storage compartment package** comprises cupholder, luggage nets on the backs of front seats, 12V socket, two foldable fastening points in the luggage compartment, two tensioning straps on luggage compartment floor as well as an illuminated storage tray on top of the instrument panel (not available in conjunction with a navigation system\*).



□ **Navigation system Professional\***, incl. Professional radio with CD and DVD drive, eight functional bookmarks, holds maps for all of Europe on a single DVD – with high-resolution 6.5" graphics showing maps and arrows on the fold-up monitor as well as bird's eye view.

□ **Navigation system Business\*** (including Professional radio, combined CD/DVD drive), displays maps and arrows to guide you to your destination.



□ **Park Distance Control (PDC)**, available for front and rear or rear only, facilitates parking and manoeuvring in confined spaces, giving you an acoustic signal for the distance between your car and an obstacle – and in conjunction with an optionally available navigation system\* optically in the control display.

\* Not available in all countries. Please consult your BMW partner.

■ Standard equipment

□ Optional equipment



■ **Instrument panel** with analogue instruments, red backlit speedometer and rev counter. Plus on-board computer with LC display for mileage counter and trip counter.



■ **On-board computer**, provides information about average speed, average and current consumption, radius and outside temperature. Also features an acoustic ice warning system.



■ **Shift Point Display** for vehicles with 6-speed manual transmission shows when switching to another gear would be more fuel-efficient; the system recommends when to switch to a higher or lower gear.



■ **Auto Start/Stop display** signals on the info display when the engine has been switched off by the Auto Start/Stop function (e.g. at traffic lights or in a jam). The engine is re-started automatically when you next press the clutch, and the signal is turned off (for the 120d and 123d in conjunction with a 6-speed manual transmission).



■ **6-speed manual transmission** for a particularly sporty drive. Immensely smooth, with perfect ratios and precise, short-throw gearshifts. The addition of a sixth gear means that the gear ratios are more closely spaced, enabling you to make even more individual use of the engine's power.



□ **6-speed automatic transmission** (here with non-smoker package) with Adaptive Transmission Management (ATM) and Steptronic. This transmission performs very fast, flawless gearshifts – for maximum dynamic performance (available on the 135i and 123d as of March 2008; available on the 135i with gear shift paddles).

■ Standard equipment

□ Optional equipment



■ **AUX-IN connection** incl. 12-V socket for an external audio source such as a MP3 player.  
□ **USB/audio interface for connection of a USB stick or MP3 player.** Stored tracks are shown on the display of the Radio Professional (optional) or on the control display included in a navigation system\* option. Tracks are selected using the buttons on the optionally available multifunction steering wheel, Professional radio iDrive controller. A multimedia bag is supplied along with the optional armrest.



□ **CD changer** located on the left-hand side of the luggage compartment, can take up to six CDs.



■ **Window lifts, electric** pull/press switch and “open/close” fingertip control, all-round comfort closing function and trap release.



□ **HiFi System Professional** with powerful amplifier, equalizer and high-performance loudspeakers for superb sound. Surround sound function enables simulation of various acoustic environments.

□ **HiFi loudspeaker system** with ten loudspeakers for brilliant sound.



■ **Radio Business CD** with UKW, MW and LW reception, six station buttons, automatic volume adjustment, CD player, six loudspeakers and an AUX-IN connection.

□ **Radio Professional**, features as radio Business CD, connection for CD changer, MP3 decoder, two-line display for telephone numbers, names and CD/MP3 titles (pictured).

□ **DAB tuner**, available in addition.

\* Not available in all countries. Please consult your BMW partner.



□ **Automatic air conditioning** (shown here), with AAR, microfilter, fogging and solar sensors and residual heat button, quickly establishes and maintains the selected temperature. With separate temperature control for left and right sides.

□ **Air conditioning**, with microfilter, for a comfortable interior at any time of the year (standard on 135i and 123d).

■ **Heating system** with six air outlets.



□ **Business preparation for mobile telephone with Bluetooth interface** (with hands-free system, connection for recharging and external aerial). A separately available snap-in adapter enables connection of a Bluetooth-compatible mobile phone, which can also be operated via the iDrive Controller (in conjunction with navigation system\*). For mobile phone options contact your BMW partner.

■ Standard equipment

□ Optional equipment



□ **Cupholder at the front**, integrated in the centre console and within comfortable reach for the driver or front passenger. One cupholder is standard in conjunction with a navigation system. Cars without navigation system can optionally be fitted with two cupholders (as shown).



□ **Front armrest**, folding, with integrated storage compartment.



□ **Seat adjustment** for driver and front passenger with electric seat height and backrest adjustment, as well as fore/aft and seat angle adjustment, with memory function for driver's seat and exterior mirrors (including automatic kerb focus). Two personalised positions can be stored for the settings of the driver's seat and the exterior mirrors.



□ **Seat heating** (with 3 levels) for driver and front passenger, seat surface and backrest, including side supports, can be heated for an almost instant cosy feeling of warmth.



□ **Lumbar support** for driver and front passenger, electrically adjustable, for an ergonomically perfect seat position and support of the back muscles.



■ **Standard seats** (shown here with optionally available Boston leather upholstery in Beige) with manual adjustment, including seat height adjustment for the driver's seat.



□ **Sport seats** for driver and front passenger (shown here with optionally available Boston leather upholstery in Black), with infinitely variable electric backrest width adjustment for optimum lateral support, plus manual adjustment of fore-and-aft position, seat height, backrest angle, seat angle and thigh support (standard on 135i).

■ Standard equipment

□ Optional equipment



■ **Headrests**, manually adjustable and removable.

□ **Headrests**, foldable, manually adjustable and removable.



■ **Rear seats**, ergonomic design, both seats with three-point belts fitted as standard.



■ **Rear storage tray in the rear** between the rear seats, provides additional storage space.




■ **Rear backrest**, 60/40 split, folds down to create an almost level luggage compartment floor.



■ **Luggage compartment**, illuminated and with all-round textile lining; safe transportation is ensured by an elastic strap on the left-hand side, a flexible storage net on the right and lashing points on the inside edge. (Pictured is the optional storage compartment package).



□ **Ski bag** enables clean and safe transportation of skis, for instance. If the ski bag is not required, it can be stored out of sight to save space.



■ **ISOFIX child seat attachment, rear** on the two outer rear seats for safe attachment of a child seat with clip-in plug connectors plus additional fastening points on the upper part.

□ **ISOFIX child seat attachment** for passenger seat. Passenger airbag can be deactivated per key.



■ **Personal Profile**: The Personal Profile stores your personal preferences depending on equipment for settings such as the temperature and air distribution settings of the automatic air conditioning, the position of the driver's seat and exterior mirrors, and the volume and sound settings of the radio. These settings are then activated when your key is used to unlock the central locking.



□ **Interior mirror**, with automatic anti-glare function and large surface area; the glare from following vehicles is automatically reduced when the amount of incident light exceeds a defined limit.

■ Standard equipment    □ Optional equipment

**Exclusively for the BMW 135i:** the standard package comes with specifically calibrated M Sports suspension and sporty throttle character. In addition, the 135i boasts sports seats, Brushed Aluminium with accentline cut interior trim as well as 18" mixed tyres (star-spoke styling 264). The special front apron adds to the sporty character while the M aerodynamic kit – comprising side skirts and an exceptional rear apron – lends the 135i an even more distinctive, chiseled look.



■ **Rear apron:** winning, powerful elegance. The understated rear spoiler adds to the superb driving dynamics.



■ **Front apron:** under the BMW double kidney-shaped grille with chrome kidney slats, the central air intake is a magnet for the eye as well. The two side air intakes serve to cool the brakes and give the front a particularly athletic profile. Two side flaps accentuate the vehicle's broad front.



■ **High performance brakes painted with BMW logo** with inner-vented, 17" front and rear brake disks. They ensure shorter braking distances and superior immobility at a standstill.



■ **Double tailpipe:** the exhaust system with two black, chrome-plated tailpipes is standard on the 135i.



■ **Dashboard:** the 135i features special scaling with extra display ranges.



□ **Paddles on steering wheel** (in conjunction with 6-speed automatic transmission) for manual gear changing without using the clutch (planned availability as of March 2008).

■ Standard equipment    □ Optional equipment    — Not available

Safety	135i	120d	123d
<b>Airbags:</b>			
– Driver and front passenger airbags	■	■	■
– Front-to-rear head airbags (curtain) with splinter protection	■	■	■
– Side airbags for driver and front passenger, integrated in seat back	■	■	■
<b>Anti-lock braking system</b> , incl. braking assistant and Cornering Brake Control (CBC)	■	■	■
<b>Brakes:</b>			
– Disc brakes at the front, inner-vented	■	■	■
<b>Brake Force Display</b>	■	■	■
<b>Central locking</b> with electronic immobiliser and crash sensor; fuel tank filler flap integrated in central locking	■	■	■
<b>Centre lock switch</b>	■	■	■
<b>Dynamic Stability Control (DSC)</b> , incl. DTC	–	■	■
<b>Dynamic Stability Control (DSC)</b> with additional functions	■	–	–
<b>Flat tyre indicator</b>	■	■	■
<b>ISOFIX child seat fastening system</b> , front	□	□	□
<b>ISOFIX child seat fastening system</b> , rear	■	■	■
<b>Safety bodyshell:</b>			
– Bumpers with steel impact absorber units at the front and rear, regenerating after impacts at up to 4 km/h, crumple zones at front and rear absorb impacts at up to 15 km/h	■	■	■
– Side impact protection, integrated in the doors	■	■	■
<b>Seatbelts:</b>			
– Ergonomic rear seatbelt system with three-point seatbelts for all three seats and integrated belt catches	■	■	■
– Inertia-reel seatbelts at the front with pyrotechnic belt tensioners and belt force limiters	■	■	■

Exterior design	135i	120d	123d
<b>Chrome Line exterior</b>	■	□	■
<b>Exterior mirrors in body colour</b> , electrically adjustable, aspheric (heated on 135i and 123d)	■	■	■
<b>Exterior parts in body colour</b> (bumpers, bow door handles and roof finishers)	■	■	■
<b>Indicator lights, white</b>	■	■	■
<b>Kidney grille bars in Black</b>	–	■	■
<b>Kidney grille bars in Chrome</b>	■	–	–
<b>Metallic paintwork</b>	□	□	□
<b>Preparation for rear luggage rack</b> (not available in conjunction with M sports package)	–	□	□
<b>Satin Chrome</b> , high-gloss	□	□	□
<b>Tailgate</b> with locking mechanism integrated in logo	■	■	■
<b>Trailer tow hitch</b> with removable ball head, incl. trailer stability control	–	□	□
<b>Tailpipe</b> with Chrome trim (123d and 135i in black Chrome, 135i with twin pipes)	■	■	■

Equipment packages	135i	120d	123d
<b>Advantage Package</b>	□	□	□
<b>Comfort Package</b>	□	□	□
<b>Dynamic Package</b>	□	□	□
<b>Exterior mirror package</b> including fold-in function, heated exterior mirrors with memory function (via Personal Profile) and automatic parking function	□	□	□
<b>M Aerodynamics Package</b> with front air dam and rear spoiler specially designed for the 135i	■	–	–
<b>M Sports Package</b>	□	□	□
<b>Storage compartment package</b> incl. illuminated storage compartment (not available in conjunction with navigation system), nets on front seat backrests, cupholder, 12 V socket, two straps on luggage compartment floor and two fold-down fastening points	□	□	□



■ Standard equipment    □ Optional equipment    — Not available

Wheels	135i	120d	123d
<b>Runflat indicator and runflat tyres</b>	■	■	■
<b>Wheels:</b>			
– Light-alloy wheels double-spoke 222, 7 J x 16", 205/55 R 16 tyres	–	■	–
– Light-alloy wheels V-spoke 141, 7 J x 17", 205/50 R 17 tyres	–	□	■
– Light-alloy wheels star-spoke 256, 7 J x 17", 205/50 R 17 tyres	–	□	□
– Light-alloy wheels star-spoke 142 with mixed tyres, front 7 J x 17" with 205/50 R 17 tyres, rear 7.5 J x 17" with 225/45 R 17 tyres	–	□	□
– Light-alloy wheels star-spoke 262 with mixed tyres, front 7 J x 17" with 205/50 R 17 tyres, rear 7.5 J x 17" with 225/45 R 17 tyres	–	□	□
– Light-alloy wheels W-spoke 263 with mixed tyres, front 7.5 J x 18" with 215/40 R 18 tyres, rear 8.5 J x 18" with 245/35 R 18 tyres	□	□	□
– Light-alloy wheels star-spoke 264 with mixed tyres, front 7.5 J x 18" with 215/40 R 18 tyres, rear 8.5 J x 18" with 245/35 R 18 tyres	■	□	□
– M Light-alloy wheels double spoke 261 M with mixed tyres, front 7.5 J x 18" with 215/40 R 18 tyres, rear 8.5 J x 18" with 245/35 R 18 tyres (only available in conjunction with M Sports Package)	□	□	□

Interior design	135i	120d	123d
<b>Door sill finishers</b> , chrome-plated	■	–	■
<b>Instrument panel</b> , with round speedometer and rev counter displays, as well as fuel gauge and on-board computer display	■	■	■
<b>Interior trim:</b>			
– Titanium, light	–	■	■
– Brushed Aluminium with accent line	■	□	□
– Black, high-gloss	□	□	□
– Cashmere Silver	□	□	□
– Fine-wood trim Poplar Grain, grey	□	□	□
– Fine-wood trim Burr Walnut, light	□	□	□
<b>Roofliner in Anthracite</b>	□	□	□
<b>Upholstery:</b>			
– Cloth Elektra <sup>1</sup>	–	■	–
– Cloth Network	■	□	■
– Cloth/leather upholstery Pearlpoint <sup>2</sup>	□	□	□
– Boston leather	□	□	□

Transmission and technology	135i	120d	123d
<b>6-cylinder in-line petrol engine</b> with 4-valve technology	■	–	–
<b>4-cylinder diesel engine</b> with 4-valve technology	–	■	■
<b>6-speed manual transmission</b>	■	■	■
<b>6-speed automatic transmission</b> with Steptronic <sup>3</sup> , sports suspension and paddles on sports leather steering wheel	□	–	–
<b>6-speed automatic transmission</b> with Steptronic	–	□	□ <sup>3</sup>
<b>Active steering</b>	□	□	□
<b>Auto Start/Stop Function</b> , only in conjunction with manual transmission	–	■	■
<b>Brake Energy Regeneration</b>	■	■	■
<b>Common Rail technology</b>	–	■	■
<b>Diesel particle filter</b>	–	■	■
<b>Double-joint spring strut front suspension</b>	■	■	■
<b>Double-VANOS</b>	■	–	–
<b>Electric Steering</b> incl. Servotronic (not in conjunction with Active Steering)	–	■	■

<sup>1</sup> Not in conjunction with sports seats.

<sup>2</sup> Only in conjunction with sports seats.

<sup>3</sup> Planned availability as of March 2008.

■ Standard equipment    □ Optional equipment    – Not available

<b>Transmission and technology</b>	<b>135i</b>	<b>120d</b>	<b>123d</b>
<b>Emissions standard: EU4</b>	■	■	■
<b>Fuel sensor for diesel models</b>	–	■	■
<b>High Precision Injection</b>	■	–	–
<b>Multi-arm rear axle</b>	■	■	■
<b>M Sports suspension, lowered by 15 mm</b>	■	□	□
<b>Shift Point Display, only in conjunction with 6-speed manual transmission</b>	■	■	■
<b>Turbocharger with variable turbine geometry</b>	–	■	■
<b>Twin Turbo</b>	■	–	–
<b>Variable Twin Turbo</b>	–	–	■

<b>Driver assistance</b>	<b>135i</b>	<b>120d</b>	<b>123d</b>
<b>Cruise control</b>	□	□	□
<b>Park Distance Control (PDC), rear</b>	□	□	□
<b>Park Distance Control (PDC), front and rear</b>	□	□	□

<b>Light and sight</b>	<b>135i</b>	<b>120d</b>	<b>123d</b>
<b>Adaptive Headlights, incl. turning lights</b>	□	□	□
<b>Interior and exterior mirrors with automatic anti-glare function incl. content of exterior mirror package</b>	□	□	□
<b>“Lights On” warning</b>	■	■	■
<b>Lights package, with vicinity lights integrated in the door handles, ambient lighting, reading lights front and rear, footwell illumination at the front, and illuminated vanity mirrors for driver and front passenger</b>	□	□	□
<b>Foglights, incl. heated wing mirrors and heated windscreen washer jets</b>	–	□	■
<b>Rain sensor, incl. automatic driving light control</b>	□	□	□
<b>Rear lights with LED optical strips</b>	■	■	■
<b>Sun protection glazing</b>	□	□	□
<b>Xenon headlights for high and low beam, incl. tail lights with LED strips, daytime driving lights, four parking light rings and automatic headlight range control</b>	□	□	□

<b>Interior features</b>	<b>135i</b>	<b>120d</b>	<b>123d</b>
<b>Heating, with microfilter</b>	–	■	–
<b>Air conditioning, incl. microfilter</b>	■	□	■
<b>Automatic air conditioning, incl. AAR, microfilter, fogging and solar sensors and residual heat button with separate temperature adjustment for driver and passenger</b>	□	□	□
<b>Steering wheels:</b>			
– Standard steering wheel	–	■	–
– Sports leather steering wheel	■	□	■
– M leather steering wheel	□	□	□
– Multifunction buttons for leather sports steering wheel/M leather steering wheel	□	□	□
<b>Seats/seat comfort:</b>			
– Four-seat option, incl. storage compartment in the rear	■	■	■
– Height adjustment for driver and front passenger seat	■	■	■
– Lumbar support for driver and front passenger, electric	□	□	□
– Rear seat backrest, foldable, 60/40 split	■	■	■
– Seat heating for driver and front passenger	□	□	□
– Seat adjustment, electric, with memory function for driver’s seat	□	□	□
– Sport seats for driver and front passenger, with electric backrest width adjustment	■	□	□
– Standard seat, manual seat adjustment	–	■	■

Standard equipment   
 Optional equipment   
 Not available

Comfort and interior equipment	135i	120d	123d
Alarm system with radio remote control	<input type="checkbox"/>	<input type="checkbox"/>	<input type="checkbox"/>
Armrest at front, foldable with integrated storage compartment	<input type="checkbox"/>	<input type="checkbox"/>	<input type="checkbox"/>
Comfort access system	<input type="checkbox"/>	<input type="checkbox"/>	<input type="checkbox"/>
Cupholders, front	<input type="checkbox"/>	<input type="checkbox"/>	<input type="checkbox"/>
Electronic immobiliser	<input checked="" type="checkbox"/>	<input checked="" type="checkbox"/>	<input checked="" type="checkbox"/>
Glass sliding/vent roof, electric, with comfort opening function via car key	<input type="checkbox"/>	<input type="checkbox"/>	<input type="checkbox"/>
Glove compartment, illuminated	<input checked="" type="checkbox"/>	<input checked="" type="checkbox"/>	<input checked="" type="checkbox"/>
Grey shade band on windscreen	<input type="checkbox"/>	<input type="checkbox"/>	<input type="checkbox"/>
Interior mirror with automatic anti-glare function	<input type="checkbox"/>	<input type="checkbox"/>	<input type="checkbox"/>
Lined luggage compartment, 370 litres capacity	<input checked="" type="checkbox"/>	<input checked="" type="checkbox"/>	<input checked="" type="checkbox"/>
Personal Profile, personalising important user functions	<input checked="" type="checkbox"/>	<input checked="" type="checkbox"/>	<input checked="" type="checkbox"/>
Radio remote control for central locking	<input checked="" type="checkbox"/>	<input checked="" type="checkbox"/>	<input checked="" type="checkbox"/>
Roof grab handles, four	<input checked="" type="checkbox"/>	<input checked="" type="checkbox"/>	<input checked="" type="checkbox"/>
Ski bag, modular with interchangeable frame	<input type="checkbox"/>	<input type="checkbox"/>	<input type="checkbox"/>
Start/Stop button	<input checked="" type="checkbox"/>	<input checked="" type="checkbox"/>	<input checked="" type="checkbox"/>
Storage compartment in the front doors	<input checked="" type="checkbox"/>	<input checked="" type="checkbox"/>	<input checked="" type="checkbox"/>
Storage compartment in the instrument panel bottom left	<input checked="" type="checkbox"/>	<input checked="" type="checkbox"/>	<input checked="" type="checkbox"/>
Window lifts, pull-press switch with "open/close" fingertip control on the driver's side	<input checked="" type="checkbox"/>	<input checked="" type="checkbox"/>	<input checked="" type="checkbox"/>

Entertainment, communication and information	135i	120d	123d
Navigation system Business with 6.5" colour display, combined CD/DVD drive, functional bookmarks, with arrow and map display, including Radio Professional	<input type="checkbox"/>	<input type="checkbox"/>	<input type="checkbox"/>
Navigation system Business* with integrated mobile phone preparation Bluetooth, Telematics-compatible	<input type="checkbox"/>	<input type="checkbox"/>	<input type="checkbox"/>
Navigation system Professional with 6.5" colour display, separate CD and DVD drive, functional bookmarks, with arrow and map display, as well as bird's-eye view, including Radio Professional	<input type="checkbox"/>	<input type="checkbox"/>	<input type="checkbox"/>
Navigation system Professional* with integrated mobile phone preparation Bluetooth, Telematics-compatible	<input type="checkbox"/>	<input type="checkbox"/>	<input type="checkbox"/>
On-board computer, incl. Check/Control	<input checked="" type="checkbox"/>	<input checked="" type="checkbox"/>	<input checked="" type="checkbox"/>
<b>Radio/audio:</b>			
– AUX-IN connection, incl. 12-V socket	<input checked="" type="checkbox"/>	<input checked="" type="checkbox"/>	<input checked="" type="checkbox"/>
– CD changer in the luggage compartment, holds up to six CDs	<input type="checkbox"/>	<input type="checkbox"/>	<input type="checkbox"/>
– DAB tuner (only in conjunction with Radio Professional or navigation system)	<input type="checkbox"/>	<input type="checkbox"/>	<input type="checkbox"/>
– HiFi loudspeaker system	<input type="checkbox"/>	<input type="checkbox"/>	<input type="checkbox"/>
– HiFi System Professional	<input type="checkbox"/>	<input type="checkbox"/>	<input type="checkbox"/>
– Radio Business CD	<input checked="" type="checkbox"/>	<input checked="" type="checkbox"/>	<input checked="" type="checkbox"/>
– Radio Professional	<input type="checkbox"/>	<input type="checkbox"/>	<input type="checkbox"/>
– USB/audio interface (for external MP3 players)	<input type="checkbox"/>	<input type="checkbox"/>	<input type="checkbox"/>
– Voice control system	<input type="checkbox"/>	<input type="checkbox"/>	<input type="checkbox"/>
Roof antenna	<input checked="" type="checkbox"/>	<input checked="" type="checkbox"/>	<input checked="" type="checkbox"/>
<b>Telephone:</b>			
– Preparation for mobile phone with Bluetooth interface	<input type="checkbox"/>	<input type="checkbox"/>	<input type="checkbox"/>
<b>Telematics services:*</b>			
– BMW Assist	<input type="checkbox"/>	<input type="checkbox"/>	<input type="checkbox"/>
– BMW Online	<input type="checkbox"/>	<input type="checkbox"/>	<input type="checkbox"/>

\* Not available in all countries. Please consult your BMW partner.

<b>Weight</b>		<b>135i</b>	<b>120d</b>	<b>123d</b>
Unladen, EU <sup>1</sup>	kg	1560	1450 [1455]	1495
Max. permissible	kg	1925	1815 [1820]	1860
Permitted load	kg	440	440	440
Permitted axle load, front/rear	kg	945/1030	895/985	925/1000
Permitted roof load	kg	75	75	75
Permitted trailer load, unbraked <sup>2</sup>	kg	-	720	740
Permitted trailer load, braked, max. 12% gradient <sup>2</sup>	kg	-	1200	1200
Permitted trailer load, braked, max. 8% gradient <sup>2</sup>	kg	-	1200	1200
Permitted towbar download	kg	75	75	75

<b>Engine<sup>3,4</sup></b>		<b>135i</b>	<b>120d</b>	<b>123d</b>
Cylinders/valves		6/4	4/4	4/4
Capacity	cm <sup>3</sup>	2979	1995	1995
Stroke/bore	mm	89.6/84.0	90.0/84.0	90.0/84.0
Max. output	kW/1/min	225/5800	130/4000	150/4400
	(PS/1/min)	(306/5800)	(177/4000)	(204/4400)
Max. torque	Nm/1/min	400/1300–5000	350/1750–3000	400/2000–2250
Compression ratio	:1	10.2	16.0	16.0

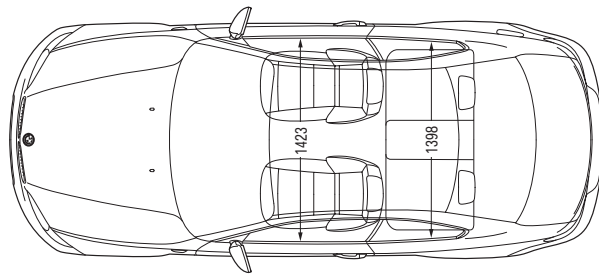
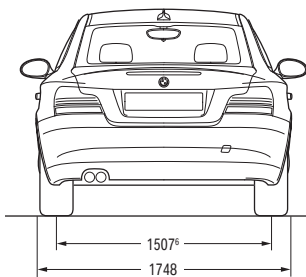
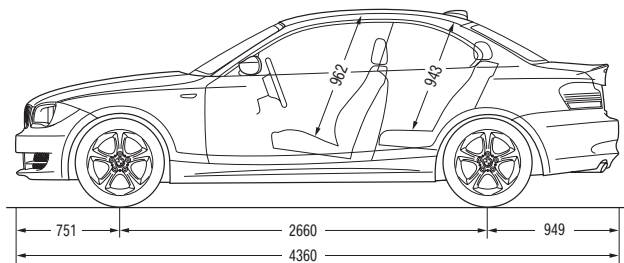
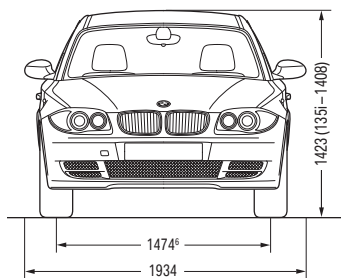
<b>Transmission</b>		<b>135i</b>	<b>120d</b>	<b>123d</b>
Standard transmission ratios	I/II:1	4.06/2.40	5.14/2.83	5.08/2.80
	III/IV:1	1.58/1.19	1.80/1.26	1.78/1.26
	V/VI/R:1	1.0/0.87/3.68	1.0/0.83/4.64	1.0/0.84/4.61
Final drive ratio	:1	3.08	2.56	2.81

<b>Performance</b>		<b>135i</b>	<b>120d</b>	<b>123d</b>
Top speed	km/h	250 <sup>5</sup>	228 [226]	238 [238]
Acceleration 0–100 km/h	s	5.3	7.6 [7.8]	7.0
Acceleration 80–120 km/h in 4th/5th gear (with standard transmission)	s	5.0/6.0	6.4/8.0	5.5/6.6

<b>Fuel consumption<sup>3,4</sup></b>		<b>135i</b>	<b>120d</b>	<b>123d</b>
Urban	l/100 km	13.0	6.1 [7.2]	6.5
Extra-urban	l/100 km	7.0	4.1 [4.4]	4.4
Combined	l/100 km	9.2	4.8 [5.4]	5.2
CO <sub>2</sub> emissions	g/km	220	128 [144]	138
Tank capacity, approx.	l	53	51	51

Wheels		135i	120d	123d
Tyre dimensions	front	215/40R18Y	205/55R16V	205/50R17W
	rear	245/35R18Y		
Wheel dimensions		7.5 J/8.5 J x 18	7 J x 16	7 J x 17
Material		light-alloy	light-alloy	light-alloy

Electrical system		135i	120d	123d
Battery capacity	Ah	70	80	80
Alternator output	A	180	180	180
	W	2520	2520	2520



<sup>1</sup> The figure quoted includes a 90 per cent tank filling, 68 kg for the driver and 7 kg for luggage. Unladen weight applies to vehicles with standard equipment. Optional equipment may increase his figure.

<sup>2</sup> The overall weight of the trailer may not exceed the maximum permissible trailer load plus the maximum permissible towbar download.

<sup>3</sup> The petrol engines are designed for RON 98 fuel. The engines may be run on fuel down to RON 95, with a decrease in power.

<sup>4</sup> All engines meet the EU4 emissions standard. Fuel consumption is determined in accordance with the ECE driving cycle made up of approximately one third urban traffic and two thirds extra-urban driving (based on the distance covered). CO<sub>2</sub> emissions are measured in addition to fuel consumption.

<sup>5</sup> Electronically limited.

<sup>6</sup> Track width on 135i front 1.470 mm and rear 1.497 mm.

Values in [ ] apply to vehicles with six-speed automatic transmission.

## **BMW Recycling.**

Your BMW is the product of a comprehensive recycling concept. But what exactly does that mean in practice? It means that all the requirements of recycling are taken into account from the start, in the initial development of a BMW. One example is careful material selection designed to preserve resources and to ensure efficient recycling compatible with the environment. Each BMW is designed and built for simple and economic recycling after its long running life. Since 1994, we have been collecting the know-how required for this purpose at the unique BMW Recycling and Dismantling Centre (RDC) near Munich. At the same time, the BMW Group is establishing a complete network of vehicle recycling facilities within Europe, focusing in the process on the high standards of quality and environmental care that BMW is renowned for. Please contact your BMW partner on all matters regarding your end-of-life vehicle. They will be happy to help.

The models illustrated in this brochure show the specifications for the German market. In part, they include optional equipment and accessories not fitted as standard. According to the specific requirements of other markets, alterations in models, standard and optional equipment, as described in the text and illustrations, may occur. For precise information, please contact your BMW partner. Subject to change in design and equipment.  
© BMWAG, Munich/Germany. Not to be reproduced wholly or in part without written permission of BMWAG, Munich.

**BMW recommends** 

## Free Manuals Download Website

<http://myh66.com>

<http://usermanuals.us>

<http://www.somanuals.com>

<http://www.4manuals.cc>

<http://www.manual-lib.com>

<http://www.404manual.com>

<http://www.luxmanual.com>

<http://aubethermostatmanual.com>

Golf course search by state

<http://golfingnear.com>

Email search by domain

<http://emailbydomain.com>

Auto manuals search

<http://auto.somanuals.com>

TV manuals search

<http://tv.somanuals.com>