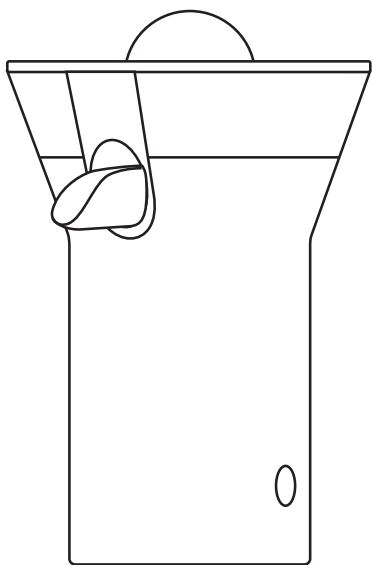


BOSCH

**Use and Care Manual
For Household Use Only
Notice d'utilisation et d'entretien
Usage domestique uniquement
Manual de instrucciones y cuidado
sólo para uso doméstico**



**MCP 9110 UC
Citrus press**

Use and Care Manual	3
Notice d'utilisation et d'entretien	12
Manual de instrucciones y cuidado	21

READ AND SAVE THESE INSTRUCTIONS

WARNING: A risk of fire and electrical shock exists in all electrical appliances and may cause personal injury or death.

IMPORTANT SAFEGUARDS

When using electrical appliances, basic safety precautions should always be observed, including the following:

1. Read all instructions before using the appliances.
2. To protect against risk of electrical shock do not put unit in or under water or other liquid.
3. This appliance is not for use by children.
4. Close supervision is necessary when any appliance is used near children.
5. Do not leave appliances unattended during operation.
6. Unplug from outlet when not in use, before putting on or taking off parts, and before cleaning.
7. **To disconnect:** Switch appliance off, then remove plug from power supply.
8. **Avoid contact with moving parts.** Keep hands, hair, clothing, as well as spatulas and other utensils away from beaters, blades, disc, hooks and other moving parts during operation to reduce the risk of injury to person or damage to appliance.
9. Do not operate any appliance with a damaged cord or plug, or after the appliance malfunctions, or has been dropped or damaged in any manner.
10. Return appliance to the nearest authorized service facility for examination, repair or electrical or mechanical adjustment.
11. The use of attachments not recommended or sold by the appliance manufacturer may cause fire, electrical shock or injury, and is therefore prohibited.
12. Do not use outdoors or when standing in a damp area.
13. Do not let cord hang over the edge of a table or counter, or touch hot surfaces.
14. Always operate appliance with covers in place.

HOUSEHOLD USE ONLY
SAVE THESE INSTRUCTIONS

Preparation / Operation

- ❑ The citrus press is ready to operate as soon as the mains plug is connected to the mains power supply.
- ❑ Maximum quantity of fruit for processing: 1.5 kg/ 3 lb 5 oz – after this, empty the strainer.
- ❑ When the juice outlet opening is closed, the juice receptacle has a capacity of approx. 150 ml/ ¼ pt.

Risk of electric shock!

Connect and operate appliance only in accordance with the specifications on the type plate.

Risk of injury from rotating drive!

Only press on the cone with the fruit.

WARNING

The citrus press starts up when pressure is brought to bear on the pressing cone or if the press button is pressed.

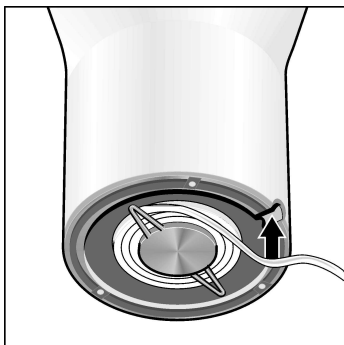
Only operate the press button to centrifuge.

- ❑ Before using the appliance and accessories for the first time, clean thoroughly; see “Cleaning and care”.


WARNING

Use the appliance only when it is completely reassembled.

How to operate the citrus press



1. Unwind the cord.
2. Place the motor block on a smooth, clean surface.




3. Assemble the appliance.

WARNING

The outlet opening of the juice receptacle must be engaged in the notch in the appliance and in the upper position.

Pressing juice out

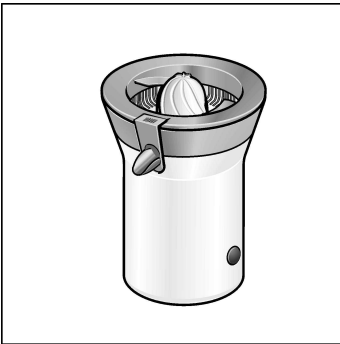


4. Cut the citrus fruits in half.

5. Place glass under the outlet opening and open this.

6. Press the halved citrus fruit on the pressing cone and hold it down. The citrus press will start up.

Note: If you relax pressure on the pressing cone, the citrus press will automatically switch off.



7. Before filling the next glass, close the outlet opening.

Tip: To increase the quantity of juice, the pulp can be centrifuged after the juice has been pressed out.

To centrifuge



8. Put the cover on.



9. Press the button and hold it in for a short time.

After use

1. Close outlet opening.
2. Pull plug out of the mains.
3. Take individual parts off the appliance and wash them immediately after use.

Cleaning and Care

RISK OF ELECTRIC SHOCK!

Before working on the appliance, always pull out the plug!

WARNING

Surfaces may be damaged.

Do NOT use abrasive cleaning agents. Wipe the motor block and aluminium casing with a damp cloth only. If required use a little dish-washing liquid.

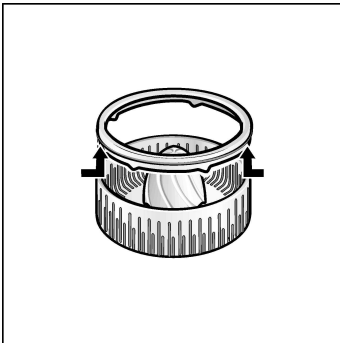
Do NOT immerse the blender base in any liquid.

Juice receptacle, pressing cone with strainer and protective ring are dishwasher-safe.

Do NOT leave any liquid or food sitting in the citrus press for long periods of time.

1. The ring can be taken off to clean the strainer.

Cleaning the citrus press



Storage

1. Pull out mains plug.
2. Stow away the cable.
3. Assemble the citrus press and put on the cover.

Troubleshooting

Please apply to our Customer Service if malfunctions occur.

BOSCH Small Appliance Warranty

BSH Home Appliances ("BOSCH") warrants all new small appliances to be free from original defects in design, materials and workmanship for one (1) year after the sale to the original owner.

Within the stated warranty period, BOSCH will repair or replace, at its sole option, any small appliance or parts thereof which prove defective under conditions of normal use and service at no charge to you. It is the owner's responsibility to return the appliance for repair. Repaired and replacement small appliances and parts shall be the same or as close in appearance as possible to the original for the purposes of this warranty.

Should you require service of your BOSCH small appliance, please contact customer service at 1-866-44-BOSCH. Repair of BOSCH appliances should only be performed by qualified technicians.

This warranty is limited to the original consumer purchase and is not transferable. Specifically excluded from this warranty are failures caused by accident, misuse, neglect, abuse, including tampering, use on a frequency or voltage other than marked on the product, and use for commercial purposes.

To the extent allowed by law, this warranty sets out your exclusive remedies, whether for negligence or otherwise. BOSCH will not be liable for any consequential or incidental damages, losses or expenses. THIS WARRANTY IS IN LIEU OF ALL OTHER EXPRESSED WARRANTIES. ANY WARRANTY IMPLIED BY LAW, WHETHER FOR MERCHANTABILITY OR FITNESS FOR A PARTICULAR PURPOSE OR OTHERWISE, SHALL BE EFFECTIVE ONLY FOR THE PERIOD THAT THIS EXPRESSED WARRANTY IS EFFECTIVE. BOSCH DOES NOT ASSUME ANY RESPONSIBILITY FOR INCIDENTAL OR CONSEQUENTIAL DAMAGES.

No attempt to alter, modify or amend this warranty shall be effective unless authorized in writing by an officer of BOSCH. Some states do not allow limitations on how long implied warranties last or the exclusion or limitation of incidental or consequential damages, so the foregoing limitations and exclusions may not apply to you. This warranty gives you specific legal rights and you may also have other rights which vary from state to state.

BSH Home Appliances Corporation
5551 McFadden Avenue
Huntington Beach, CA 92649
USA

Web site: www.boschappliances.com

Customer Service (toll free): 1-866-44BOSCH (1-866-442-6724)

Appelez le service-client (gratuit) : 1-866-44BOSCH (1-866-442-6724)

Servicio al cliente (libre de cargo): 1-866-44BOSCH (1-866-442-6724)

Free Manuals Download Website

<http://myh66.com>

<http://usermanuals.us>

<http://www.somanuals.com>

<http://www.4manuals.cc>

<http://www.manual-lib.com>

<http://www.404manual.com>

<http://www.luxmanual.com>

<http://aubethermostatmanual.com>

Golf course search by state

<http://golfingnear.com>

Email search by domain

<http://emailbydomain.com>

Auto manuals search

<http://auto.somanuals.com>

TV manuals search

<http://tv.somanuals.com>