

1998 CELESTRON Accessories



TABLE OF CONTENTS

Accessories — General

AC Adapters	3
Binocular Neck Strap	3
Binocular Tripod Adapter	3
Cases	3
Car Battery Adapters	4
Collimation Tool	4
Dew Eliminator	4
Flashlights	4
Focuser Assembly	5
LensPen	5
Accessory Package Kits	5
Car Window Mount	5

Eyepieces

Economy, Terrestrial, SMA	6
Plössl, Ultima	7
LV, Cross Hair, Deluxe Zoom	8
Ultima Spotting Scope	9
Eyeguard Set	9

Barlow Lenses

Diagonals

Finderscopes

Filters

Eyepiece	14
Polarizing, Skylight, Moon	17
Solar	18
LPR	19

Motor Drives

Economy and Deluxe	20
Declination Motors	20

Guiding Eyepieces &

Illuminators

Photo Accessories

Reducer/Corrector f/6.3	22
Radial Guider	22
Hand Controller	23
Focus Motors	23
Guidescope	23
Counterweights	24
Lens Shades	24
T-Adapters and T-Rings	25
Tele-Extender	26
Piggyback Mounts	26
T-C 16mm Adapter	26

Computerized Circles/ Sky Maps/Books

Advanced Astro Master	27
Beginning Books	27
Planispheres	28
CD-ROM	28
Sky Maps	28

Stereo Binocular Viewer

Tripods and Accessories

Equatorial Wedges

Equatorial Mounts

Warranty

Please note:

Items requiring 220V-50HZ are available through Celestron's international dealers only.

ACCESSORIES — GENERAL

AC Adapters

Allow DC (battery powered) telescopes to be converted for use with 120 volt AC power.

AC Adapter – C5⁺, Celestar 8, Ultima 9³/₄ & 11 [18772]

AC Adapter – Celestar 8 Deluxe, G-9, G-11 and G-14 Mounts, Ultima® 2000 [18770]



Binocular Neck Strap – #71520

This wide, black cloth strap, enhanced with the Celestron logo, is designed to add greater comfort and ease of use to your binocular viewing. Fits most manufacturers' binocular models.



Binocular Tripod Adapter – #93512-A

This useful adapter attaches to the center hinge of most high quality binoculars, allowing you to mount them to any tripod equipped with a standard 1/4" x 20 mounting bolt. A must for vibration-free viewing, this adapter conveniently sets your hands free for other tasks while observing.



Cases

If you own a C5 or C8 telescope, it's imperative that you protect your investment. Celestron offers a large case suitable for the task, which accommodates almost any C5 or C8 fork mounted telescope. It's constructed of space age resin,

making it waterproof, unbreakable, airtight and extremely durable. The case is lined with die cut foam for custom fitting. It features large handles and is equipped with wheels, for easy transportation. Weight is 17 lbs. Made in the USA.

A case is available for all C90 Spotting Scopes. It's made of sturdy ABS plastic and is die cut to fit the C90, a camera body and several accessories.

C5/C8 Case — I.D.— 29" x 17³/₄" x 9¹/₄" [302070]

C90 Case — I.D. — 14¹/₂" x 10¹/₂" x 5¹/₄" [302042]



Car Battery Adapters

Allow you to link your telescope drive directly to the cigarette lighter receptacle of your car, for a quick and easy DC power source in one step.


Car Batter Adapter – C5+, Celestar 8, Ultima® 9¼ & 11 [18767]

Car Battery Adapter – Ultima® 2000 [18769]



Collimation Tool – #94183

The optical performance of most Newtonian telescopes can be optimized by collimating, or realigning, the telescope's optics, as needed. This procedure is easily accomplished with Celestron's Collimation Tool, a handy accessory that comes with detailed instructions.



Dew Eliminator – #94122

Celestron's 12 volt Dew Eliminator means viewing sessions can last longer. It blows warm air to keep your corrector plate and any optional accessories dew-free. Just plug it into your car's cigarette lighter receptacle for trouble-free observing. 156 watts. Weight: 9 ounces.



Flashlights

Red Astro Lite – #93590

An economical, disposable squeeze-type flashlight fitted with a red cap to help preserve your night vision. Remove the red cap for normal flashlight operation. Very compact size and handy keychain.

LED Flashlight – #93592

A cost effective red LED flashlight for astronomy. It's compact – only 6" long and weighs just 2.5 ounces. Operates on two AA batteries (included).

Night Vision Flashlight – #93588

Celestron's premium model for astronomy, using two red LEDs to preserve night vision better than red filters or other devices. Brightness is adjustable. Operates on a single 9 volt battery (included). Made in the USA.



**From Top:
#93588, #93592,
#93590**

Focuser Assembly – #93670

Celestron offers this very smooth and economical 1¼" rack and pinion focuser for Newtonian telescopes. The focuser glides easily and provides 2" of focus travel. An adapter is included to allow use with .96" eyepieces as well as 1¼" eyepieces.



LensPen™ – #93575

A superb new tool in optical lens cleaning technology. Perfect for cleaning binocular lenses, small aperture spotting scopes and telescopes, eyepieces, and other optical items. The LensPen™ comes with a handy retractable dust removal brush and a special non-liquid cleaning element, designed to never dry out. Safe and very easy to use.



#92505



#92506



#92507

Accessory Package Kits

Accessory packages are offered especially for Dobsonian telescopes at savings over individually priced items.


#92505 — contains a 5x24 finderscope, 10mm SMA eyepiece — 1¼", moon filter — 1¼" and a CD-ROM "The Sky for Celestron".

#92506 — contains a 6x30 finderscope, 10mm SMA eyepiece — 1¼", moon filter — 1¼", LED flashlight and Celestron Sky Maps.

#92507 — contains a 9x50 finderscope, 7.5mm Plössl eyepiece — 1¼", 17mm Plössl eyepiece — 1¼", moon filter — 1¼", Night Vision flashlight and a CD-ROM "The Sky for Celestron".

Car Window Mount – #93513

This durable, heavy-duty mount is carefully designed to attach easily to your car window and provide stable, vibration-free support for binoculars, telephoto lenses and spotting scopes.



EYEPIECES

Economy Eyepieces: .96" and 1/4"

Celestron offers these very economical eyepieces to expand your viewing options. They are all simple eyepiece designs — Ramsden (SR & F) and Huygens (H & HM) but perform quite well on f/8 or slower telescopes. The optics are all glass and they're priced to make a complete range of powers easily available.



Focal Length	Item # .96"	Item # 1/4"	Eye Relief	Apparent Field
4mm – SR	93201	93220	3mm	28°
6mm – F	93202	93221	3mm	28°
8mm – H	93203	93222	5mm	30°
12.5mm – H	93204	93223	8mm	30°
20mm – H	93205	93224	8mm	32°
25mm – HM	93206	93225	10mm	32°



Terrestrial .96" Erecting Eyepiece – #93216

This 1.5x eyepiece can be used on any telescope with a .96" focuser to achieve an image correctly oriented from top to bottom (rather than upside-down, as most eyepieces display an image). Especially useful for daytime terrestrial observing.



Super Modified Achromatic (SMA) Eyepieces: .96" and 1/4"

The SMA design is an improved version of the Kellner eyepiece. SMAs are very good, economical, general purpose eyepieces that deliver a wide apparent field, good color correction and an excellent image at the center of the field of view. The eyepieces are fully coated for maximum contrast. Celestron offers a range of SMA eyepieces in both .96" and 1/4" sizes.



Focal Length	Item # .96"	Item # 1/4"	Eye Relief	Apparent Field
6mm	93105	93371	4mm	52°
10mm	93108	93372	6mm	52°
12mm	93109	93373	7mm	52°
17mm	93110	93374	13mm	52°
25mm	93101-A	93007-A	14mm	52°

Plössl Eyepieces: .96" and 1/4"

In a recent *Sky and Telescope* review, Celestron's .96" and 1/4" Plössl eyepieces were rated as top ranking, and found to outperform many similar, but more expensive eyepieces. An exceptional value!

Celestron offers these premium eyepieces at affordable prices, yet they're among the best designed and corrected eyepieces available. They're **multicoated** for enhanced contrast and all of the 1/4" models are threaded to accept Celestron colored eyepiece filters.



Focal Length	Item # .96"	Item # 1/4"	Eye Relief	Apparent Field
6.3mm	93384	93338	5mm	52°
7.5mm	93380	93339	5mm	52°
10mm	93381	93340	7mm	52°
12.5mm	93385	93341	8mm	52°
17mm	93382	93342	13mm	52°
20mm		93343	15mm	52°
26mm	93383	93344	22mm	50°
32mm		93345	22mm	52°
40mm		93346	31mm	46°

Ultima® Eyepieces: 1/4"

These are Celestron's top of the line eyepieces, utilizing a hybrid design of five elements. They feature long eye relief and a wide field, and each air-to-glass surface is **fully multicoated** to enhance contrast levels. These special eyepieces are computer designed to keep visual aberrations to an absolute minimum. They virtually eliminate the following aberrations: spherical, color, field curvature, coma, astigmatism, distortion and spherical distortion of the exit pupil. The inside surfaces and edges of all lenses are blackened, to keep out reflected light. Outside surfaces are flat black, with rubber grips for secure handling. Rubber eyecups are included both for comfortable use and to keep out extraneous light. Threaded barrels accept Celestron thread-in filters. Lens and barrel caps are included for safe storage.



Focal Length	Item #	Eye Relief	Apparent Field
5mm	93350	4mm	50°
7.5mm	93351	5mm	51°
12.5mm	93352	9mm	51°
18mm	93353	13mm	51°
24mm	93354	18mm	51°
30mm	93349	21mm	50°
35mm	93355	25mm	49°
42mm	93356	32mm	36°

Recently, *Sky & Telescope* reviewed Celestron's Ultima® eyepieces and rated them best in their class, with greater contrast and image sharpness than the competitive models of other manufacturers.

LV Eyepieces: 1/4"

These Vixen brand eyepieces (6 to 8 elements) are a new breed, using the rare earth glass lanthanum in one of their field lenses, for almost total freedom from any visual aberrations. All focal lengths have a comfortable 20mm of eye relief. Even when using the 2.5mm LV eyepiece on a telescope, you'll have eye relief of 20mm! These eyepieces also feature soft rubber eyecups, rubber coated bodies, and **fully multicoated** lenses for optical excellence.



Focal Length	Item #	Apparent Field
2.5mm	3714	45°
4mm	3715	45°
5mm	3716	45°
6mm	3717	45°
9mm	3718	50°
10mm	3719	50°
12mm	3865	50°
15mm	3756	50°
20mm	3757	50°
25mm	3758	50°

LV Zoom Eyepiece: 1/4" – #3777

This super premium zoom eyepiece has a focal length of 8mm to 24mm. It is the finest zoom eyepiece for low to medium power observing. It's an excellent zoom eyepiece that performs superbly, with **fully multicoated** surfaces. It offers an apparent field of 40° at 24mm and 60° at 8mm. Eye relief ranges from 15mm to 19mm.



Cross Hair Eyepiece: 1/4" – #93304

This eyepiece is of the Kellner design, with a focal length of 20mm. It's ideal for centering alignment stars when using digital setting circles or computerized telescopes. A useful all-around eyepiece for many applications, including terrestrial observing. It is fully coated and has an apparent field of 43°.



Deluxe Zoom Eyepiece: 1/4" – #93306

The Deluxe Zoom 6.5mm to 18mm 1/4" eyepiece is a recent design that has rapidly become the finest zoom eyepiece ever offered for medium to high-powered observing. This phenomenal eyepiece is **multicoated** and extremely lightweight, weighing just 5 ounces. It offers an apparent field of 38.5° at 18mm and 60.5° at 6.5mm. Eye relief is 11mm, even at the highest power.



Ultima Spotting Scope Eyepieces

Extremely high quality eyepieces designed exclusively for the Ultima line of spotting scopes.

Model	65mm Spotter	80mm Spotter	Mount Type
#1828	20x	25x	Bayonet
#1830	40x	50x	Bayonet
#1838	16-48x Zoom	20-60x Zoom	Thread



Clockwise: #1838, #1828, #1830

Eyeguard Set — #93330

A set of 10 rubber eyeguards that fit Celestron 1 $\frac{1}{4}$ " Economy, SMA and Plössl (except 32 and 40mm) eyepieces as well as many eyepieces of other manufacturers. Allows more comfortable viewing by blocking out auxiliary light and provides increased contrast for both astronomical and terrestrial viewing.



BARLOW LENSES

Barlow lenses offer an easy, economical way to increase the magnification range of your eyepieces, and Celestron carries an assortment of these highly useful lenses. A Barlow lens doubles the magnifying power of your eyepiece by doubling its effective focal length. For example, an 18mm eyepiece used with a 2x Barlow lens would have the magnifying power of a 9mm eyepiece. It's like having two eyepieces in one!

If you're looking for an affordable way to achieve high-power viewing of the moon and planets, double stars and even close-up views of terrestrial subjects, a Barlow lens is the answer.

Barlow lenses mount into either your telescope's focuser or visual back.

The Economy models of .96" and 1¼" are good choices when you want to expand your power ranges at a very economical price.

Celestron's premium quality .96" and 1¼" achromatic Barlow lenses (#93502 and #93507) are compact and lightweight. Both are under three inches long, with the 1¼" lens weighing in at 4 ounces and the .96" lens a mere 2 ounces! The clear aperture is 27mm on the 1¼" model, and 21mm on the .96" unit. The .96" Barlow is **fully multicoated** and the 1¼" lens is **multicoated**.

The Ultima® Series Barlow (2x – 1¼") is an air-spaced, three element apochromatic design with a 27mm clear aperture. This lens features a very high quality, **fully multicoated** design. Amazingly compact and lightweight, it's just 5 ounces and 2.75" in length.

2x Barlow Lens – Economy – .96" [93211]

2x Barlow Lens – Economy – 1¼" [93213]

2x Barlow Lens – Deluxe – .96" [93502]

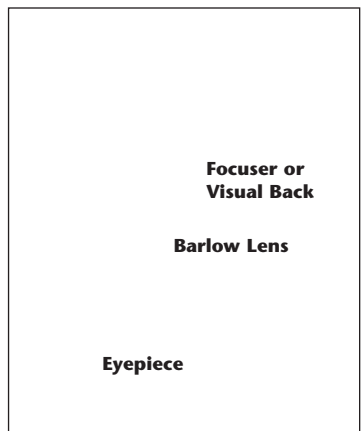
2x Barlow Lens – Deluxe – 1¼" [93507]

2x Barlow Lens – Ultima® Series - 1¼"
[93506]

Option:
Diagonal →



Top: #93506, 93502, #93507
Bottom: #93213, #93211



DIAGONALS

Diagonals: .96" and 1¼"

Celestron's Erect Image Diagonals are an Amici prism design. This design allows you to look into the telescope at a 45° angle, at images that are oriented properly, meaning the image is upright and correct from left to right. Use of Celestron's .96" to 1¼" 45° Erect Image Diagonal on a telescope equipped with .96" eyepieces means greater versatility. This diagonal will allow you to use 1¼" eyepieces, to obtain a larger field of view and better eye relief. A 90° 1¼" Erect Image Diagonal is available for those who prefer that angle.

A Star Diagonal lets you view objects that are at a 90° angle from the direction the telescope is pointing, thereby allowing comfortable viewing when the telescope is pointed at, or near, the zenith (i.e. directly overhead). The resulting image is right side up, but will be reversed from left to right.

The economy Hybrid Mirror Diagonal (90°) provides a cost effective way to upgrade telescopes supplied with .96" eyepieces, to higher quality 1¼" eyepieces.

Erect Image Diagonal 45° – .96" [94111-A]

Erect Image Diagonal 45° – 1¼" [94112-A]

Erect Image Diagonal 45° – .96" to 1¼" [94113-A]

Erect Image Diagonal 90° – 1¼" [94108]

Star Diagonal – .96" [93630]

Star Diagonal – 1¼" [94115-A]

Hybrid Mirror Diagonal – .96" to 1¼"
[94106]

2" Diagonal – #93519

Celestron offers a standard 2" 90° Mirror Diagonal to thread on Schmidt-Cassegrain telescopes. This improved version of our 2" Diagonal includes an adapter to accept 1¼" eyepieces. It has a multicoated mirror and smooth mechanics that are precision manufactured for reliability.



Clockwise: #94115-A,
#93630, #94106



Clockwise: #94112-A,
#94113-A, #94111-A, #94108



FINDERSCOPIES

Finderscopes are secondary scopes, used to help locate objects in the main telescope. The larger the finderscope, the more you'll see, to an upper limit of 50mm. Units larger than 50mm have too narrow a field of view to be useful. Finderscopes mount onto the main telescope tube and are an invaluable tool in locating objects for viewing.



**Clockwise: #93777, #93775,
#93779, #93783-8**

5x24 Finderscope – #93775

An economical finderscope for Celestron's Star Hopper™ Dobsonian telescopes. Includes mounting bracket.

6x30 Finderscope – #93779

This achromatic finderscope has an extra wide 7° field of view. Its aluminum body is painted a glossy black color, and the mounting bracket is the same as that used on many C8 telescopes.

6x30 LER (Long Eye Relief) Finderscope – #93777

This model has all the features of the 6x30 Finderscope (model #93779) and comes with a mounting bracket. It's a particularly good choice for Celestron's Star Hopper™ Dobsonian telescopes. Can also be used to upgrade Firstscope 60, 70 and 114 telescopes, which come with a standard 5x24 finderscope. Finderscope also sold separately (model #51602-B).

9x50 Finderscope – #93783-8

A high quality, economical 9x50 finderscope with fully coated lenses and a 5.8° field of view. It comes with a mounting bracket for C8 type telescopes. Finderscope also sold separately (model #51611).

7x50 Polaris Finderscope – #93785-8P

The 7x50 Polaris Finderscope comes with a mounting bracket (for C8 telescopes) and hardware, setting plate, and the Polaris etched reticle and Pulsar Illuminator for quick, accurate polar alignment. It has a 5° field of view and eye relief of 17.5mm. Finderscope also sold separately (model #51614).



Quick Release Finder Bracket – #51149-A

A unique bracket for 50mm finderscopes, it's designed for C8, C9 $\frac{1}{4}$ and C11 telescopes. No tools are required, and once it's aligned, you can take it off and put it on without losing alignment. Bracket includes necessary mounting hardware. The additional weight of this accessory may require that you use additional optional counterweights for your telescope.



Star Pointer – #51630

A 1x, or unit power finderscope designed so you can point the telescope while scanning the sky with both eyes. Finding objects couldn't be easier! A mirror lens projects the image of a LED illuminated pinpoint into the line of sight, providing you with a red dot of light to center on the object you want to view. Something like having a laser pointer that reaches into the sky, it greatly simplifies finding objects. The brightness level is adjustable, and the Star Pointer can be used during daytime observing as well. It's also a handy guide when using binoculars. Attaches to any telescope easily.



Extra bases are available (#51631) to make it easy to move the Star Pointer for use on different telescopes.

Polar Axis Finderscope – #94221

This useful accessory speeds accurate polar alignment by providing a means of visually aligning your German equatorial mount with Polaris and true north. As a result, you can spend more time observing and less time setting up. The finderscope has an easy to use cross hair reticle. For CG-4 and CG-5 mounts.



FILTERS

Eyepiece filters are an invaluable aid in lunar and planetary observing. They reduce glare and light scattering, increase contrast through selective filtration, increase definition and resolution, reduce irradiation and lessen eye fatigue.

Celestron's filters are made of high quality, solid plane parallel glass with excellent homogeneity. They're anti-reflection coated to prevent glaring and ghosting. All eyepiece filters are threaded to fit Celestron's, and most other manufacturer's, 1/4" eyepieces, and offer a full 26mm clear aperture.

Celestron filters are mounted in black anodized aluminum cells with the Kodak Wratten Series Number individually engraved, and come with a plastic case for safe storage. The cells

of each filter are double-threaded, so they can be stacked (piggybacked) in various combinations. This allows you to create different color combinations and transmission characteristics, or to have the same color characteristic, but with a lower transmission. When stacking color filters, the effective transmission of the combination you create is equal to the product of the spectral transmission of each of the filters used.



The effectiveness of the filters depends on several factors, including: the aperture and focal length of the telescope, the magnification being used, and seeing conditions.

Following, you'll find descriptions of all of Celestron's eyepiece filters and what you can expect from them in different viewing situations. Some of these filters are available individually, and others are available in convenient four filter sets Celestron has put together to affordably expand your range of observing options.

You'll find the information on these filters arranged in the following color categories: Yellow, Orange, Red, Blue, Green and Violet. In each category, the information that applies to all of the filters within that color group is listed, then specific information for each filter is broken out into a separate category, where applicable. This way, you'll know what to expect from each of Celestron's color filters. At the same time, you'll become familiar with the astounding variety of enhancements available through these simple accessories.

YELLOW

#12 Deep Yellow 74% T [#94118-03 & Series 2]

#15 Deep Yellow 67% T [Series 4]

Moon – Enhance lunar features. **Jupiter** – Penetrate and darken atmospheric currents containing low-hue blue tones. Enhance orange and red features of the belts and zones. Useful for studies of the polar regions. **Mars** – Reduce light from the blue and green areas which darken the maria, oases and canal markings, while lightening the orange-hued desert regions. Also sharpen the boundaries of yellow dust clouds. **Neptune** – Improve detail in larger telescopes (11" and larger apertures). **Saturn** – Penetrate and darken atmospheric currents containing low-hue blue tones. Enhance orange and red features of the belts and zones. **Uranus** – Improve detail in larger telescopes (11" and larger apertures). **Venus** – Reveal low-contrast surface features. **Comets** – Enhance definition in comet tails.

#8 Yellow 83% T [Series 4]

All observing information for this filter is the same as that given for the #12 and #15 Deep Yellow filters, with the exception of the following:

Mars – Improves the Martian maria by reducing scattered light from blue areas, while allowing passage of more green light for studying yellow dust clouds. **Comets** – Brings out highlights in yellowish dust tails and enhances appearance of comet heads.

ORANGE

#21 Orange 46% T [#94118-05 & Series 1]

Moon – Greatly enhances lunar features. **Jupiter** – Improves appearance and detail revealed in structure of Jovian belts. Enhances viewing of festoons and polar regions. **Mars** – Reduces light from the blue and green areas which darken the maria, oases and canal markings, while lightening the orange-hued desert regions. Also sharpens the boundaries of yellow dust clouds. **Mercury** – Reduces the brightness of blue sky during daylight observing, to reveal surface features. **Saturn** – Improves structure of the Saturnian bands and highlights blue polar regions. **Venus** – Use during daylight observing to reduce brightness of blue sky. **Comets** – Enhances definition of comet dust tails and heads in larger telescopes (11" and greater aperture). **Solar** – When using a Celestron Mylar Solar Filter, adding this orange filter will give true color rendition.

RED

#25 Red 14% T [#94118-07 & Series 2]

Moon – Improves lunar features. **Jupiter** – Useful for studying bluer clouds. **Mars** – Ideal for observation of the polar ice caps and features on the Martian surface. Sharpens the boundaries of yellow dust clouds. **Mercury** – Improves observation at twilight, when the planet is near the horizon. During daylight, it reduces the brightness of the blue sky to enhance surface features. **Saturn** – Useful for studying bluer clouds. **Venus** – Use during daylight observing to reduce brightness of blue sky. Occasionally deformations of the terminator are visible.



#23A Light Red 25% T [Series 3]

All observing information for this filter is the same as that given for the #25 filter, with the exception of the following:

Mars – Reduces light from blue and green areas which darkens the maria, oases and canal markings, while lightening the orange-hued desert regions. Sharpens the boundaries of yellow dust clouds. **Comets** – Improves definition of comet dust tails.

BLUE

#80A Light Blue 30% T [#94118-12 & Series 1]

#82A Pale Blue 73% T [Series 4]

#38A Blue 17% T [Series 3]

Moon – Enhance lunar detail. **Jupiter** – Enhance the boundaries between the reddish belts and adjacent bright zones. Useful for viewing the Great Red Spot. **Mars** – Very useful during the violet clearing. Helpful in studying surface features and polar caps. **Mercury** – Improve observation of dusky surface markings at twilight, when the planet is near the horizon. **Saturn** – Enhance low-contrast features between the belts and zones. **Venus** – Useful for increased contrast of dark shadings in upper Venusian clouds. **Comets** – Bring out the best definition in comet gas tails.

GREEN

#56 Light Green 53% T [Series 2]

Moon– Enhances lunar features. **Jupiter** – Increases visibility of the Great Red Spot. Useful for observing the low-contrast hues of blue and red that exist in the Jovian atmosphere. **Mars** – Excellent for increased contrast of Martian polar caps, low clouds and yellowish dust storms. **Venus** – Useful for Venusian cloud pattern studies. Reduces brightness of blue sky during daylight observing.

#58 Green 24% T [#94118-11 & Series 3]

All observing information for this filter is the same as that given for the #56 Green filter, with the exception of the following:

Saturn – Enhances white features in the Saturnian atmosphere.

Comets – Useful for observing brighter comets.

VIOLET

#47 Violet 3% T [Series 4]

Mars – Useful for detecting high clouds and haze over the Martian polar caps. Very useful during the violet clearing.

Mercury – Helpful in detecting faint features. **Saturn** – Good for ring structure studies. **Venus** – Increases contrast of dark shading in upper Venusian clouds. **Comets** – Useful for observing brighter comets.



96ND FILTERS

#96ND 50% T – Density 0.3 [Series 3]

#96ND 25% T – Density 0.6 [#94118-15 & Series 2]

#96ND 13% T – Density 0.9 [#94118-16 & Series 1]

Moon – Excellent for reducing irradiation, glare and subject brightness. Colors are unaltered, as light is transmitted uniformly over the entire spectrum. Each model performs somewhat differently, depending on the brightness of the moon. **Planets** – Stacking in combination with color filters lowers transmission, but retains true color balance for specific applications. Reduces glare on brighter planets and minimizes irradiation. **Binary Stars** – Helpful in splitting binary stars, because it reduces glare and diffraction effects around the brighter star of the binary pair.

POLARIZING

[#94118-17 & Series 1]

Reduces reflected polarized light in the earth's atmosphere.

Moon & Planets – Invaluable in reducing irradiation and glare. **Binary Stars** – Helpful in splitting binary stars, because it reduces glare and diffraction effects around the brighter star of the binary pair.

FILTER SETS

Celestron offers four convenient filter sets, which contain four different filters per set. Not only are these highly useful filter combinations, but they also offer an economical way to add versatility to your filter collection. Descriptions of all filters within these sets are given above.

[Series 1 – #94118-S1]

Orange, Light Blue, ND13%T, Polarizing (#s 21, 80A, 96ND-13, Polarizing)

[Series 2 – #94118-S2]

Deep Yellow, Red, Light Green, ND25% T (#s 12, 25, 56, 96ND-25)

[Series 3 – #94118-S3]

Light Red, Blue, Green, ND50% T (#s 23A, 38A, 58, 96ND-50)

[Series 4 – #94118-S4]

Yellow, Deep Yellow, Violet, Pale Blue (#s 8, 15, 47, 82A)

1¼" Polarizing Filter Set: – #93608

Ambient daylight is normally comprised of multiple wavelengths of light, vibrating in multiple planes. The Eyepiece Polarizing Filter Set transmits only light moving along a specific plane, thereby increasing the contrast between surfaces with different planar transmissions. Generally, the polarization effect makes blue skies a deeper blue, eliminates surface reflections and helps reduce atmospheric haze.



The Polarizing Filter Set is intended for visual use. It's particularly useful for reducing glare while observing the moon, double stars, the planets and terrestrial subjects – all without affecting the color of the object being observed.

The Filter Set is comprised of two filters that thread into either the eyepiece or the filter adapter, which comes with the set. When one filter is used alone, you get 30% light transmission. When both filters are used together, you can vary the degree of transmission. By causing the amount of transmitted light to vary, the filters become, in effect, a continuously variable neutral density filter. At maximum density, the Polarizing Filter Set transmits only 5% of entering light.

Skylight Filter/Dust Seal – #93621

If you were to use only one filter, Celestron's Skylight Filter/Dust Seal would be your most versatile choice. This general purpose, Wratten #1A filter improves color saturation and balance, increases visual and photographic contrast, helps to decrease glare in lunar and planetary observing, and penetrates atmospheric haze.



It's also an inexpensive way to protect your investment in quality optics. This filter threads onto the rear cell of your Celestron C5, C8, C9¼, C11 or C14 telescope to serve as an effective dust seal. By leaving the Skylight Filter/Dust Seal on when removing or attaching other visual accessories, you prevent dust and other atmospheric contaminants from entering the rear of your telescope. Needless to say, it's much easier to clean a dusty filter than a dusty primary mirror, secondary mirror and corrector plate.

The Skylight Filter/Dust Seal must be threaded onto the rear cell of the instrument before any other accessory is installed. The female end attaches to the rear cell of the C5, C8 and C9¼ telescopes and the reducer plate of the C11 and C14 telescopes. All additional accessories mount onto the exterior/male threads.

Moon Filters

Celestron's Moon Filters are economical eyepiece filters for reducing the brightness of the moon and improving contrast, so greater detail can be observed on the lunar surface. The clear aperture is 21mm for the 1¼" filter and 10mm for the .96" filter. Transmission is about 18%.

1¼" Moon Filter [94119-A]

.96" Moon Filter (for Economy and SMA Series eyepieces) [94119-B]



Solar Filters

Celestron's Solar Skreen® solar filters transmit .001% of visible light, allowing direct observation of the sun. You can see sunspots and the mottled areas known as granules with these filters. In addition to reducing the intensity of the sun's visible light, they also block 99.999% of invisible infrared light, so you can observe the sun in complete safety and comfort.

The material used to make these filters is a strong, precision engineered, aluminized polyester film known as Mylar. Each filter consists of two sheets of Mylar. A layer of aluminum is vacuum-deposited on each of these pieces of Mylar. The two coated surfaces are then placed against each other to protect them from scratching and other abuses. The material is very thin, about .0003", which is about one-tenth the thickness of a human hair. Mylar offers superior performance to thicker filters and is less expensive than conventional glass filters. In addition, glass filters are subject to breakage whereas the mylar filters are more durable.

Mylar is a very flexible substance by nature. In fact, when the Solar Skreen is mounted in the filter cell, it will be quite wrinkled. Don't be fooled by appearance, because the best resolution is obtained when the material is slightly relaxed or wrinkled.

The color of the solar image will look different than it does with other filters. The aluminum coating creates a solar image that's a cool, pale blue color. A more true color image can be obtained with the appropriate correction filter: either #21 Orange or #23A Light Red.

[Solar Filter – For use with F60s & F60EQs \[94131\]](#)

[Solar Filter – For use with F70s, F80s and C80s \[94135\]](#)

[Solar Filter – For use with F114s and C114s \[94134\]](#)

[Solar Filter – For use with C8s \[94162\]](#)



**Clockwise: #94162,
#94134, #94131, #94135**

LPR Filters

Light Pollution Reduction (LPR) Filters are designed to selectively reduce the transmission of certain wavelengths of light, specifically those produced by artificial light. This includes mercury, and both high and low pressure sodium vapor lights. In addition, they block unwanted natural light caused by neutral oxygen emission in our atmosphere (i.e. sky glow). As a result, Celestron LPR Filters darken the background sky, making deep-sky observation and photography of nebulae, star clusters and galaxies possible from urban areas. LPR Filters are not used for lunar, planetary or terrestrial photography.


While blocking unwanted light, Celestron LPR Filters permit the transmission of more desirable wavelengths. The wavelengths included are hydrogen alpha, hydrogen beta, doubly ionized oxygen and singly ionized nitrogen. This will improve your viewing of emission nebulae, both from urban and rural settings. Some examples of objects that will show improved contrast are: the Orion Nebula, the Rosette Nebula, the North American Nebula, the Veil Nebula and the Helix Nebula.

The latest generation of Celestron LPR Filters is made of high quality, flat, polished optical glass. These units are not laminated! With over 40 layers of coating, these filters are state-

of-the-art. They're also protected with a broadband anti-reflection coating to prevent ghosting and to improve contrast. They provide superior performance and contrast over competitive models.

LPR Filter – for 1¼" eyepieces [#94126A]

LPR Filter – for rear cell of Celestron's C5, C8 or C9¼ [#94127A]
(Fits on the reducer plate of C11 and C14 telescopes.)



MOTOR DRIVES

To allow automatic tracking of celestial objects, Celestron offers several motor drives. All models include a hand controller, which makes observing more fun as it makes centering objects much easier. In addition, the hand controller can be used as a drive corrector for long exposure celestial photography.

Economy Models

These models are single axis (R.A.), DC motor drives. They are powered by four D-cell batteries (not included). 2x and 4x sidereal speeds are available through the included hand controller.

Model #93515 — MDCG-3 (for Firstscope 80s and 114s)

Model #93517 — MDCG-4 (for CG-4 mounts)

Model #93518 — MDCG-5 (for CG-5 mounts)



Deluxe Model — Polaris Motor Drive System – #93820-C

This dual axis motor drive, with drive corrector capabilities, is designed for Celestron's CG-5 and GP mounts. It precisely controls the telescope's tracking speed during long, timed exposures of celestial objects, producing the best possible image sharpness. Precision drive correctors are a must for those with a serious interest in astrophotography or CCD imaging. Three speeds are available — (1x) sidereal, 1.3x for guiding and 6x for centering.

This precision, state-of-the-art DC motor drive operates on a 9 volt battery (not included). The hand controller module is very compact and fits easily in the palm of your hand. Motors for both axes are included, along with brackets, clutches and hardware. Made in the USA.



Declination Motors

Celestron's Declination Motor attaches to your telescope's manual declination control to offer smooth, vibration-free control in declination. Run by the telescope's power supply, it plugs directly into the drive base and is controlled by two buttons, for north and south declination movement. Highly useful for observing, and a must for astrophotography.

DEC Motor for C5+ [93547]

DEC Motor for Celestar 8, Ultima 9¼ & 11 [93549]



GUIDING EYEPieces

Guiding (or reticle) eyepieces are mandatory for guided astrophotography. They keep a guide star stationary during long exposures to avoid star trailing. #94169 and #94170 require an illuminator — choose from models #60001 and #60011.

12mm Kellner Reticle Eyepiece: 1/4" – #94170

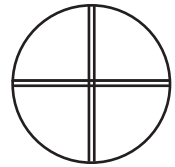
The reticle pattern is a .0075" spaced double line system. The optics are fully coated and offer good eye relief. This type of reticle pattern allows you to position the guide star in the middle square or at the intersection of two lines, whichever is easier for you. It has a 42° apparent field of view.



Clockwise: #94171,
#94169, #94170

10mm Plössl Reticle Eyepiece: 1/4" – #94169

This five element guiding eyepiece has the same pattern as the Kellner design above. The optics are multi-coated for increased contrast and have long eye relief. The high power is ideal for guiding and it has a 50° apparent field of view.



Micro Guide Eyepiece: 1/4" – #94171

This multi-function guiding eyepiece features a laser-etched reticle with a built-in, battery illuminator. The eyepiece is a multicoated 12.5mm Abbe (four element) Orthoscopic. Usage possibilities include: direct guiding on stars outside the center of the field of view; greatly improved off-axis guiding to capture much fainter, sharply focused guide stars without reducing limiting magnitude; and measuring position angles and separation of double stars.

FPO

The Micro Guide Eyepiece is totally free of internal reflections and offers sufficient eye relief for the reticle to be viewed easily, even with eyeglasses. Its finely etched micrometer scale has gradations 50 microns apart and 15 microns wide. Included are: the eyepiece, built-in cordless illuminator with adjustable brightness control, batteries and instructions. The apparent field of view is 42°.

Standard Illuminator — #60011

An adjustable brightness red LED which can be used in Celestron (and most other manufacturers) guiding eyepieces and the Polaris finderscope.



Pulstar Illuminator – #60001

Celestron's Pulstar Illuminator is an innovative new design that takes pulsing illuminators to a new level of performance. Not only does it allow for easy adjustment of pulsing rates and timing intervals, it also has an adjustable brightness level and important automatic shutdown feature to save you the frustration of a dead battery.

The Pulstar Illuminator improves contrast while locating and using guide stars for CCD imaging and astrophotography, and helps in locating objects during viewing sessions. Fits most reticle eyepieces and Polaris finderscopes. Battery is included. Made in the USA.



PHOTO ACCESSORIES

Reducer/Corrector f/6.3 – #94175

This combination focal reducer and field corrector lens accessory works with all Celestron C5, C8, C9¼, C11 and C14 telescopes. This clever accessory makes it possible to have a dual focal ratio instrument, without sacrificing image quality. The Reducer/Corrector is f/6.3 for C5, C8, C9¼ and C11 telescopes and f/7 for the C14 telescope.

It offers wide fields of view with any Schmidt-Cassegrain telescope. Used for astrophotography, it reduces exposure time by a factor of 3.

Celestron doesn't offer a f/6.3 Schmidt-Cassegrain telescope, because the design is impractical, with a large central obstruction, and resulting loss in contrast. This, added to the inability to utilize longer focal ratios for certain objects, led Celestron to design the four-element, fully multicoated f/6.3 Reducer/Corrector. Results are amazing both visually and photographically.



Radial Guider – #94176

Specifically for use in prime focus, deep-sky imaging or astrophotography with Schmidt-Cassegrain telescopes, the Radial Guider is compact and sleek in design. This accessory makes it possible to simultaneously photograph and guide through the optical tube assembly of your telescope. The Radial Guider also eliminates the problem of differential flexure, because you're both guiding and photographing through the telescope.

The Radial Guider is compatible with Celestron's C5, C8, C9¼, C11 and C14 telescopes and comes with a unique prism angle adjustment screw. It must be used with a guiding eyepiece, camera T-Ring and drive corrector (dual axis preferred).

Primarily for use with catadioptric telescopes, but also works on refractor telescopes having adequate back focus.

This guider is a tremendous improvement over conventional off-axis guiders. Not only is the angle of the prism tunable, but it also maintains a fixed rigid camera orientation while still offering users the freedom to move the guiding eyepiece radially about 135°.



Hand Controller – #28983

For use with the C5+ and Celestar 8, both for astrophotography and CCD imaging. It's also great for observing, where it serves to make centering objects easier. Provides easy centering and guiding on both axes. (Requires declination motor for use of the declination axis).



Focus Motors

These motors allow you to focus the telescope electronically, instead of manually. The motorized focuser eliminates the possibility of bumping or shaking the telescope when focusing. The motor speed is variable, to make fine focusing a snap.

Focus Motor for Ultima 9 1/4 , 11 and 2000 [94143]

Focus Motor for all C8s and C11s with separate hand control [94142]



60mm Guidscope – #22212

A 60mm Guidscope of 700mm focal length. Comes standard with a 1 1/4" mirror diagonal and 5x24 finderscope. Includes hardware and tube rings to mount it onto a C8 telescope. A necessary accessory for guiding longer exposures.



Counterweights

Using accessories such as cameras, Lens Shades, Tele-Extenders and the 2" Diagonal will affect the balance of your Celestron Schmidt-Cassegrain telescope. Counterweights restore proper balance, increasing ease in handling and improved tracking accuracy.

You don't need perfect balance to operate your telescope. In fact, it's not always possible to achieve perfect balance with fixed-position weights. All you need to do is reduce, or eliminate, swing when R.A. and DEC locks are released. Celestron counterweights help you achieve the desired balance and stability with ease.

Counterweight Bar Assemblies

The Counterweight Bar Assembly is a metal rod that runs the length of the telescope tube. It attaches to both the front and rear cells. Once the Bar Assembly is in place, counterweights can be attached to it and moved along its length, as well as perpendicular to it, for better dynamic balancing. Each Counterweight Bar Assembly comes with mounting hardware and one 2.5 lb. weight.

Counterweight Bar Assembly – 8" [94191]

Counterweight Bar Assembly – 9 $\frac{1}{4}$ " [94196]

Counterweight Bar Assembly – 11" [94192]

Extra Weight – 2.5 lbs. [94193]

Extra Weight – 5 lbs. [94194]



Counterweight Set: Ultima® 2000 – #94190

The standard set of weights works well when using standard accessories, but when adding heavier optional accessories, you'll require this optional set of weights to achieve proper balance. The set contains one large and four small weights.

Lens Shades/Dew Caps

A Lens Shade/Dew Cap is a tube, of approximately the same diameter as your telescope tube, designed to fit on the front end of the telescope to reduce the amount of dew that builds up on the corrector plate. It also serves as a Lens Shade by preventing stray light from falling on the corrector plate, which greatly improves contrast.

The C8 Lens Shades are made of rugged plastic, and have a tapered design (other designs made with different materials cause vignetting). They snap easily onto the front cell of all of Celestron's C8 telescopes.

Dewstar Lens Shade – C8 [94017]

Lens Shade – Ultima® 2000 and C8 [94019]



T-Adapters

A T-Adapter allows you to attach your 35mm SLR camera to the prime focus of your telescope or spotting scope. This arrangement is used for terrestrial photography and short exposure lunar and planetary photography. It can also be used for long exposure deep-sky photography when using a separate guide scope.

Both a T-Adapter and T-Ring are required to mount a camera to your instrument.

T-Adapters are available for the following Celestron instruments — some instruments have built-in T-Adapters (see your instruction manual):

- #93625**—Universal 1/4" T-Adapter. Fits (drop in style) any type of telescope that uses a 1/4" focuser or visual back.
- #93640**—Universal 1/4" T-Adapter. Similar to #93625 but in addition includes an integral 2x Barlow lens which can be used visually or photographically.
- #93632**—Universal .96" T-Adapter. Fits (drop in style) any type of telescope that uses a .96" focuser.
- #93634-A**—for Firstscope 80AZ and EQ models. Also fits various older style Celestron refractors and Newtonians.
- #93633-A**—for all Schmidt-Cassegrains. It threads onto the rear cell.
- #93635-A**—for all C90 Spotting Scopes.
- #94177**—required when using the Radial Guider for CCD imaging.
- #93638**—for Nature Zoom Spotters.
- #93628**—for Pro Zoom Spotters.
- #93627**—for Wildlife Zoom Spotters.
- #1836**—for Ultima Spotters.



FPO (pick up)

T-Rings – 35mm

A T-Ring couples your 35mm camera body to a T-Adapter, Radial Guider or Tele-Extender. This accessory is required if you want to do any type of photography through a telescope or spotting scope. Each camera manufacturer has a different mount, which requires a specific T-Ring, so Celestron offers a full line of T-Rings.

To use a T-Ring, remove the diagonal and/or eyepiece from your telescope (some models require use of an eyepiece — see your instruction manual). Then you need only remove your normal camera lens, attach the proper T-Ring for your camera, and mount the combination to the rear cell of your telescope or spotting scope with a Celestron T-Adapter. Models available:

Canon [93413]

Canon EOS [93419]

Minolta [93400]

Minolta Maxxum [93418]

Nikon [93402]

Olympus [93414]

Pentax – Universal M42 Thread Mount [93401]

Pentax K – Universal Bayonet Mount [93403]

If you own an older camera with a thread mount, it will probably accept the Pentax Universal Thread Mount T-Ring. If you have a new camera with a bayonet mount not listed above (Ricoh, Cosina, etc.), it most likely accepts the Pentax K-Universal Bayonet Mount T-Ring. Check your camera's instruction manual for more detailed information.

Deluxe Tele-Extender – #93643

The Deluxe Tele-Extender for Schmidt-Cassegrain telescopes is a hollow tube that allows you to attach a camera to your telescope, with an eyepiece installed. By using the Deluxe Tele-Extender in combination with an eyepiece, you can increase your instrument's effective focal length to well over 10,000mm! And this corresponds with a matching increase in image size. This technique is known as eyepiece projection photography. The following formula can be used to determine approximate effective focal length:

$EFL = \text{Telescope focal length} / \text{Eyepiece focal length} \times DF$ (the distance from the center of the eyepiece to the film).

The Deluxe Tele-Extender is used for high-power lunar, solar and planetary photography as well as for extreme terrestrial photography. It fits over the telescope's eyepiece (even large eyepieces such as those in Celestron's Ultima line), and connects to the visual back of the telescope. Optional counterweights will be necessary to properly balance the telescope when using the Tele-Extender.

To use the Deluxe Tele-Extender, remove the diagonal from your telescope and insert an eyepiece directly into the visual back. Place the Tele-Extender over both the eyepiece and the visual back, then attach your 35mm SLR camera to the back of the Tele-Extender, using a T-Ring. The Tele-Extender's built-in safety device will help prevent your eyepiece from becoming accidentally dislodged.

There are a few things to keep in mind when using this accessory. First, the image you'll see through your camera's viewfinder will be upside-down. Secondly, due to the extremely high magnifying effect afforded by this accessory, extra care to prevent camera and telescope vibration, accurate polar alignment and use under good seeing conditions will all assist you in capturing high quality images.



**35mm
SLR
T-Ring
Tele-Extender
Eyepiece
Visual Back**

Piggyback Mounts

Celestron's Piggyback Mounts are a great accessory for all observers interested in deep-sky astrophotography, particularly beginners. These mounts allow you to attach your camera, with its lens, to either the top or side of the telescope, making it possible to shoot with a normal or wide angle lens while guiding through the telescope.

One model fits the C8, C9 $\frac{1}{4}$ ", C11 and C14 telescopes and mounts to the rear cell of the telescope. The C5 model includes a weight set and mounting hardware to attach the camera to the telescope's piggyback platform.

Piggyback Counterpoise – 5" [93603]

Piggyback Mount – 8", 9 $\frac{1}{4}$ ", 11", 14" [93598]



T-C 16mm Adapter – #93636

This valuable adapter converts video cameras, (or 16mm film cameras) with removable lenses from the standard "C-mount" thread, to the larger T-thread used in still cameras. Thus, any of these cameras can be converted for use with a telescope.

To adapt a C-mount camera for use with a Celestron instrument, first thread the T-C Adapter onto the camera, next thread a T-Adapter onto the T-C Adapter, and last, thread this assembly onto the rear cell of your Celestron instrument.

Please note that some film and video cameras use standard still camera lenses, and therefore use a normal T-Adapter and T-Ring. Check your camera's instruction manual for more detailed information.



Digital Setting Circles: Advanced Astro Master®

Computerize your telescope! This pointing system contains a database of over 10,000 objects. Once aligned, it will guide you to any one of these objects. Included are the entire RNGC catalog, the Messier catalog, IC catalog (selected objects), major planets, over 241 interesting double and multiple stars, and a user definable catalog of 25 objects!

Can be used with or without an equatorial mount, eliminating the need to polar align, enter longitude or time. Gives a scrolling description of each object, directs you from object to object, and immediately aligns on the object currently viewed. The 16 character LED readout provides object coordinates, magnitude, type, common name, constellation and additional description. Operates on a 9 volt battery (included), weighs 6 ounces and is easy to install.

It contains a RS-232 serial interface to PC programs. The module is sold separately and installation kits are available for various telescopes. The kit contains two optical encoders, cables and all necessary brackets and hardware. Made in USA.

Advanced Astro Master Module [93900]

Installation Kits:

For Celestar 8, Celestar 8 Deluxe, Ultima 9¼ & 11 [93911]

For CI 700 Mount [93908]

For G-9 and G-11 Mounts [93915]

Cable for AAM RS-232 Port [93921]




Peterson First Guides® — Astronomy — #93728

A simplified field guide to the stars, planets and the universe. A great road map for those starting out in astronomy.

Peterson First Guides® — Birds — #93731

A simplified field guide to the common birds of North America. Very easy to understand, especially for beginners.



Planisphere

A simple and inexpensive tool for all levels of observers, from naked eye viewers to users of highly sophisticated telescopes. The Celestron Planisphere makes it easy to locate stars for observing and is a great planet finder as well. A map of the night sky, oriented by month and day, rotates within a depiction of the 24 hours of the day, to display exactly which stars and planets will be visible at any given time. Ingeniously simple to use, yet quite effective. Made of durable materials and coated for added protection.

The Celestron Planisphere comes in three different models, to match the latitude from which you're observing:

For 20° to 40° latitude [93720-30]

For 30° to 50° latitude [93720-40]

For 40° to 60° latitude [93720-50]



CD-ROM – #93700

Celestron and Software Bisque have teamed up to present a comprehensive CD-ROM called *The Sky™ Level 1 – for Celestron*. A computerized sky map that features a 10,000 object database, 75 color images, horizontal projection, custom sky chart printing, and zoom capability. A fun, useful and educational product. PC format.




Sky Maps – #93722

Celestron Sky Maps are the ideal teaching guide for learning the night sky. You wouldn't set off on a road trip without a road map, and you don't need to try to navigate the night sky without a map either. Even if you already know your way around the major constellations, these maps can help you locate all kinds of fascinating objects.

The front cover has a specially designed luminous planisphere that rotates to simulate the seasonal progression of celestial objects through the sky. When the planisphere is pre-exposed to light, star positions glow brightly against a dark background, mimicking actual constellations. More than a thousand stars and deep-sky objects are listed and charted. The illustrated reference section provides basic information and the visual characteristics of various types of stars, nebulae and galaxies.

The maps measure 13³/₄" x 11¹/₂" and are printed on a heavyweight, moisture resistant card stock. The pages have a special comb binding so they can lay flat or be folded over.



STEREO BINOCULAR VIEWER



Enjoy your telescope in a completely new and fascinating way — use your brain to its full capacity rather than speculating on the next, larger size telescope.

The Stereo Binocular Viewer (#93690) allows you to adapt two eyepieces to the telescope for simultaneous viewing (i.e., like binoculars). The result: a fantastic three dimensional effect when observing many celestial objects. The Stereo Binocular Viewer greatly improves contrast and definition on lunar, planetary and solar subject matter as well as on deep sky objects.

Using both eyes to view through a telescope is a new, relaxed and thrilling way to at last enjoy your observing time. When both eyes are open, your eye muscles are relaxed and you do not suffer from eyestrain.

To demonstrate just one of the effects you will see, compare an eye chart when examining your eyes. Cover one eye and read the chart to the smallest line you can see clearly. Now remove the cover over the eye, relax for a few seconds and then examine the chart with both eyes open — you can see more detail than with one eye. In addition, the brain corrects for small defects (aberrations) of the eyes when given the information from both eyes.

Beyond a 50 foot distance, pupils are nearly parallel and prevent real stereoscopic viewing. However, since our brain “knows” (due to near distance experience), we identify distant objects as three dimensional. The more experienced the observer, the more this effect will be apparent.

The optics are precision aligned and MgF_2 coated. Interpupillary adjustment reaches from 53mm to 76mm. The optical head has a 60° viewing angle for a comfortable viewing position. Full 360° head rotation is provided, together with 2" sleeve and $1/4$ " drawtube to fit 2" Focuser and $1/4$ " Visual Backs of all Schmidt-Cassegrains — and also Focusers of Refractors.

The removable $1/4$ " drawtube features a camera T-2 thread on the Binocular side and $1/4$ " Filter Thread on the entrance side, to accept Celestron $1/4$ " Eyepiece Filters.

Utilizes $1/4$ " eyepieces (not included). Must use two eyepieces of equal focal length and design type. **Made in Germany.**

TRIPODS

Photographic/Video Tripod – #93596

For use with photographic and visual instruments fitted with a standard $\frac{1}{4}$ " x 20 threaded hole. The Photo Tripod provides stable support for video cameras, telephoto lenses, spotting scopes and binoculars. This tripod boasts a number of deluxe features, including: oil fluid pan head, peg for video camera attachment, quick release pan head, adjustable aluminum legs, adjustable central column, extendible length vertical pan handle, and retractable metal feet for added traction on a variety of surfaces. New clamp-style leg locks. Both lightweight and reliable.



Alt-Az Photo Tripod Mount – #91533-A

This heavy-duty mount is perfect for cameras with large telephoto lenses, and for spotting scopes and binoculars. If you already own a small telescope mount and are interested in one offering greater stability, the Alt-Az is an ideal upgrade. The adjustable wood tripod comes with two slow motion cables and is equipped with a $\frac{1}{4}$ " x 20 photo head. It's the same mount that's supplied with Celestron's Firstscope 80AZ telescope.



Slow Motion Controls for Photographic Tripods

Have you ever tried to use a powerful telephoto lens or spotting scope with a standard photographic tripod? If so, you know that it isn't easy. Try to adjust the position of the lens to follow a target and you'll discover that just touching the lens can cause so much vibration, it can be difficult to even find the target, let alone center it. By using Celestron's Slow Motion Controls between your lens/spotting scope and your photographic tripod, you gain accurate slow motion adjustment in both elevation and azimuth (i.e. up/down and left/right).

The Tripod Slow Motion Controls fit on top of any standard photo tripod and have a large stable base with a standard $\frac{1}{4}$ " x 20 mounting screw to attach a camera, telephoto lens, spotting scope or binocular. Makes bird watching and telephotography easy!

The deluxe model has ultra smooth controls and virtually no backlash.



[Tripod Slow Motion Controls \[93804-A\]](#)
[Deluxe Tripod Slow Motion Controls \[93804-DX\]](#)

Mini Table Tripod – #93599

A very sturdy tripod designed for tabletop or platform use, where portability is important. It has rugged, metal construction and features slow motion controls for fine tuning when acquiring a target object. Works well with most spotting scopes and binoculars with a $\frac{1}{4}$ " x 20 adapter. It weighs under two pounds and has a height adjustment range of 12" to 17".



Lightweight Field Tripod – #93591-A

Designed for Celestron's C5 telescope, this rigid, metal tripod weighs less than 10 lbs. and is very compact when folded up. It's great for traveling. It can be used with the Celestar 8 telescope when high portability is required.

An optional accessory tray (#93594) is available for this tripod. Not only is the tray handy for small accessories, but it also enhances the overall rigidity of the tripod.



Adjustable 8" Tripod – #93499

This deluxe metal tripod has fully adjustable legs with all metal clamps for positive height adjustment. It's designed for Celestron's C8, C9 $\frac{1}{4}$ and C11 telescopes, and also makes a very stable and sturdy platform for the C5+ telescope. A new leg support has been added for additional stability and the 2" diameter legs provide excellent damping.



Vibration Suppression Pads – #93503

Telescope and spotting scope vibration is caused by windy conditions, an unsteady mount or tripod or even an accidental bump to the instrument, and results in reduced image quality. Celestron's set of three Vibration Suppression Pads will reduce vibration time by almost 100% and decrease vibration amplitude. The pads fit between the bottom of the tripod legs and the ground, a simple and functional solution to the problem of image disturbance. They work on any surface: grass, dirt, concrete, asphalt, wood, etc., for both telescopes and spotting scopes.



EQUATORIAL WEDGES

For optimal performance in astronomical observing that involves setting circles or motorized tracking, Celestron's telescopes with a fork mount and motor drive must be mounted on an Equatorial Wedge. The wedge allows you to tilt the telescope so that its polar axis (R.A. axis) is parallel to the earth's axis.

The angle of tilt will depend on your latitude when the telescope is level. The angle between the horizon level and the polar axis will equal your latitude when the telescope's axis is parallel with that of the earth's. Once properly mounted and adjusted on the wedge, the telescope is said to be equatorially mounted and its setting circles can be used to locate deep-sky objects.



C5 Wedge — #93654

Is standard with the C5+ telescope. An optional upgrade for the C8 telescope is to use the C5 Wedge, which allows the C8 to be used more easily as a tabletop telescope. The C5 Wedge comes with height adjustment screws and a bubble level, and has a latitude range of 0° to 90°.

Standard C8 Wedge — #93656

Is Standard with the Celestar 8 Deluxe telescope. It can be used as an upgrade for the basic Celestar 8 telescope when used with an adjustable tripod or as a tabletop telescope.



Deluxe Latitude Adjuster — #93528

Raise and lower the tilt plate of the C8 wedge (#93656) with fine precision, using Celestron's Deluxe Latitude Adjuster. Used during the polar alignment process, this adjuster is a real time saver. Especially convenient if you observe from a variety of different sites, which necessitates readjusting your polar alignment for each location.

The Deluxe Latitude Adjuster consists primarily of a heavy-duty latitude adjustment bar with a large central adjustment knob. Also included are bolts with oversized knobs for attaching the telescope to the wedge, and for locking the tilt plate to the side of the wedge.

Heavy-Duty Wedge — #93655

For Celestron's C8 and C11 telescopes. It is available for the more serious observer. It is standard with the Ultima 9 1/4 and Ultima 11 telescopes. It is sold as an option for Ultima 2000 — 8" telescopes. It can also be used as an upgrade for the standard C8 telescopes. It increases the rigidity of the telescope while giving a 0° to 90° range of operation. An upgrade kit with a deluxe latitude adjuster and azimuth controls for easy polar alignment is available (#93662).



EQUATORIAL MOUNTS

Telescope Equatorial Mount – CG-3 – #91503

A durable, rigid, German equatorial mount with a wooden tripod, offering both affordability and high quality. Designed as an excellent and inexpensive upgrade option when you're ready to move to a sturdier mount for your beginning telescope. R.A. and DEC setting circles, a latitude scale, slow motion controls and a handy accessory tray are included. This is the same mount Celestron uses with the Firstscope 80EQ and 114 telescopes.



Telescope Equatorial Mount – CG-4 – #91510

The CG-4 mount is a very rigid German equatorial mount. A counterweight, latitude scale, setting circles and slow motion controls on both axes are standard. The adjustable height aluminum, very rigid tripod has excellent damping characteristics and a handy accessory tray. It is the same mount as used on Celestron HD telescopes.

Optional motor drives and a polar alignment finderscope are available.

Telescope Equatorial Mount – CG-5 – #91515

The CG-5 EQ mount is the newest generation of Celestron's German mounts (replaces the GP mount). Both axes of the equatorial mount have precision worm gears for extremely smooth motion. It is a step up from the CG-4.

This heavy duty mount delivers jitter-free images easily and the adjustable height aluminum, very rigid tripod has excellent damping characteristics and a convenient accessory tray.

Included are setting circles on both axes, slow-motion controls and latitude scale. An adjustable counterweight makes it easy to point, balance and use.

An optional polar alignment scope for fast polar alignment as well as motor drives are available for easy tracking.



CELESTRON ONE YEAR LIMITED WARRANTY

- A.** Celestron International (CI) warrants its accessories to be free from defects in materials and workmanship for one year. CI will repair or replace such product or part thereof which, upon inspection by CI, is found to be defective in materials or workmanship. As a condition to the obligation of CI to repair or replace such product, the product must be returned to CI together with proof-of-purchase satisfactory to CI.
- B.** The proper Return Authorization Number must be obtained from CI in advance of return. Call Celestron at (310) 328-9560 to receive the number to be displayed on the outside of your shipping container.

All returns must be accompanied by a written statement setting forth the name, address and daytime telephone number of the owner, together with a brief description of any claimed defects. Parts or product for which replacement is made shall become the property of CI.

The customer shall be responsible for all costs of transportation and insurance, both to and from the factory of CI, and shall be required to prepay such costs.

CI shall use reasonable effort to repair or replace any accessory covered by this warranty within thirty days of receipt. In the event repair or replacement shall require more than thirty days, CI shall notify the customer accordingly. CI reserves the right to replace any product which has been discontinued from its product line with a new product of comparable value and function.

This warranty shall be void and of no force of effect in the event a covered product has been modified in design or function, or subjected to abuse, misuse, mishandling or unauthorized repair. Further, product malfunction or deterioration due to normal wear is not covered by this warranty.

CI disclaims any warranties, express or implied whether of merchantability or fitness for a particular use, except as expressly set forth herein.

The sole obligation of CI under this limited warranty shall be to repair or replace the covered product, in accordance with the terms set forth herein. CI expressly disclaims any lost profits, general, special, indirect or consequential damages which may result from breach of any warranty, or arising out of the use or inability to use any CI product. Any warranties which are implied and which cannot be disclaimed shall be limited in duration to a term of one year from the date of original retail purchase.

Some states do not allow the exclusion or limitation of incidental or consequential damages or limitation on how long an implied warranty lasts, so the above limitations and exclusions may not apply to you.

This warranty gives you specific legal rights, and you may also have other rights which vary from state to state.

CI reserves the right to modify or discontinue, without prior notice to you, any model or style of accessory. If warranty problems arise, or if you need assistance in using your accessory contact:

**Celestron International
Customer Service Department
2835 Columbia Street, Torrance, CA 90503 U.S.A.
(310) 328-9560, Fax (310) 212-5835
Monday - Friday 8 a.m. - 4 p.m. PST**

This warranty supersedes all other product warranties.

NOTE: This warranty is valid to U.S.A. and Canadian customers who have purchased this product from an authorized CI dealer in the U.S.A. or Canada. Warranty outside the U.S.A. and Canada is valid only to customers who purchased from a CI International Distributor or Authorized CI Dealer in the specific country. Please contact them for any warranty service.



CELESTRON®

Celestron International

2835 Columbia Street

Torrance, CA 90503

TEL (310) 328-9560 • FAX (310) 212-5835

Web site at <http://www.celestron.com>

#93685-98 \$2.00

© 1998 Celestron International

Free Manuals Download Website

<http://myh66.com>

<http://usermanuals.us>

<http://www.somanuals.com>

<http://www.4manuals.cc>

<http://www.manual-lib.com>

<http://www.404manual.com>

<http://www.luxmanual.com>

<http://aubethermostatmanual.com>

Golf course search by state

<http://golfingnear.com>

Email search by domain

<http://emailbydomain.com>

Auto manuals search

<http://auto.somanuals.com>

TV manuals search

<http://tv.somanuals.com>