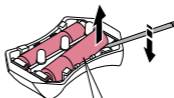
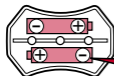


TL-LD170-R

1.



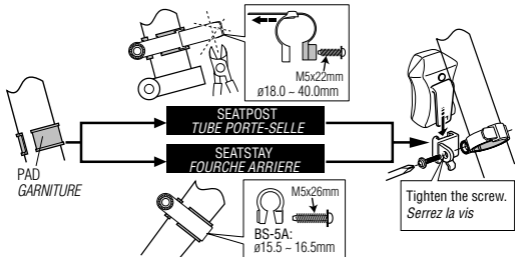
2.



LR03
"AAA"
x 2

Take out the old battery using a stick or the like (as in the figure).

Enlevez la vieille pile en utilisant une pointe ou quelque chose de semblable.



060526

Caution/

- * Carefully install batteries, insuring proper polarity.
- * For best performance, do not mix new and old batteries.
- * Please be sure to securely attach the light to your bicycle. If it becomes loose it may be dangerous.

Attention

- * Respectez la polarité des piles.
- * Evitez de mélanger nouvelles et anciennes piles.
- * ES'assurer de bien attacher la lumière au vélo. Il est dangereux de rouler avec une lumière qui n'est pas fixée solidement.

Free Manuals Download Website

<http://myh66.com>

<http://usermanuals.us>

<http://www.somanuals.com>

<http://www.4manuals.cc>

<http://www.manual-lib.com>

<http://www.404manual.com>

<http://www.luxmanual.com>

<http://aubethermostatmanual.com>

Golf course search by state

<http://golfingnear.com>

Email search by domain

<http://emailbydomain.com>

Auto manuals search

<http://auto.somanuals.com>

TV manuals search

<http://tv.somanuals.com>