

**CITIZEN**  
Micro HumanTech

## ELECTRONIC CALCULATOR

# SDC-414N

Instruction Manual  
Manual de Instrucciones  
Livro de Especificacoes  
Anweisungshandbuch  
Manuel d'instructions  
Istruzioni all'Uso  
Gebruiksaanwijzing  
Manual  
Инструкция по эксплуатации  
Instrkcja Obslugi  
دليل الإرشادات  
Peraturan pemakaian  
指导说明书  
Εγχειρίδιο χρήσης

### **CITIZEN SYSTEMS JAPAN CO., LTD.**

6-1-12, Tanashi-cho, Nishi-Tokyo-Shi,  
Tokyo 188-8511, Japan  
E-mail: [sales-oe@systems.citizen.co.jp](mailto:sales-oe@systems.citizen.co.jp)  
<http://www.citizen-systems.co.jp/>

CITIZEN is a registered trade mark of CITIZEN Holdings CO., Japan.  
CITIZEN es una marca registrada de CITIZEN Holdings CO., Japón.  
Design and specifications are subject to change without notice.  
西铁城和CITIZEN是日本法人西铁城控股株式会社の注册商标



Printed in China

HDB0D48B105 XXX

**\* POWER SUPPLY**


**English**


CITIZEN model SDC-414N is a dual-powered (high power solar + back-up battery) calculator operative under any lighting conditions.  
 -Auto power-off function-  
 The calculator switches the power off automatically if there has been no key entry for about 7 minutes.  
 -Battery change-  
 If the back-up battery needs to be changed, open the lower cabinet to remove the old battery and insert a new battery in the indicated polarity. After changing battery, please use a metal, elliptical object to press the RESET pad on printed circuit board.  
 -Reset operation-  
 If the calculator is lock and further key operations becomes impossible, please press the center on  $\left[\frac{ON}{C}\right]$  at the same time to release the condition. It will return all setting to default setting.

**\* KEY INDEX**

**English**

$\left[\frac{ON}{C}\right]$  : Power on / Clear key.       $[CE]$  : Clear entry key.  
 $[00\rightarrow 0]$  : Shift-back key.       $[M+]$  : Memory plus key.  
 $[M-]$  : Memory minus key.       $[+ / -]$  :  $\pm$ Sign change key.  
 $[MR]$  : Memory recall key       $[MC]$  : Memory clear key.  
 $[MU]$  : Price Mark-up/down key  
 $[MII+]$   $[MII-]$   $[MII\frac{E}{C}]$  : The Second Memory Key

 Decimal place selection switch  
 - F - Floating decimal mode  
 - 0 - 2 - 3 - 4 - Fixed decimal mode  
 - A - ADD-mode automatically enters the monetary decimal in addition and subtraction calculations

 Round-up / Round-off / Round-down switch


The Signs Of The Display Mean The Following:  
 MI : The first memory loaded.      - : Minus ( or negative)  
 MII : The second memory loaded.      E : Overflow-error.

**\* OPERATION EXAMPLES**



**English**

**1. Calculation Examples**



Before performing each calculation, press the  $\left[\frac{ON}{C}\right]$  key.

Example	Key operation	Display
 $1 \times 2 \times 3 = 6$	$\left[\frac{ON}{C}\right]$ $1 [x] 2 [x] 3 [=]$ $\left[\frac{ON}{C}\right]$	0. 6. 0.
$2 \times 3 = 6$	$2 [x] 2 [CE] 3 [=]$	6.
$2 + 4 + 6 = 12$	$2 [+ ] 3 [+ ] 6 \left[\frac{ON}{C}\right]$	0.
$1234 \times 100$	$2 [+ ] 4 [+ ] 6 [=]$	12.
$= 123,400$	$12345 [00\rightarrow 0]$	1'234.
$5 \times 3 \div 0.2 = 75$	$[x] 100 [=]$	123'400.
$300 \times 27\% = 81$	$5 [x] 3 [+ ] 0.2 [=]$	75.
$\frac{11.2}{56} \times 100\% = 20\%$	$300 [x] 27 [\%]$	81.
$30 + (30 \times 40\%) = 42$	$11.2 [+ ] 56 [\%]$	20.
$30 - (30 \times 40\%) = 18$	$30 [+ ] 40 [\%]$	42.
$5^4 = 625$	$30 [- ] 40 [\%]$	18.
$\frac{1}{2 \times 5 - 5} = 0.2$	$5 [x] [=] [=] [=]$	625.
$1 / 25 = 0.04$	$2 [x] 5 [- ] 5 [+ ] [=]$	0.2
$\$14.90 + \$0.35 - \$1.45$	$1 / 25 [+ ] [=]$	0.04
$+ \$12.05 = \$25.85$	$\$14.90 [+ ] \$0.35 [- ] \$1.45 [+ ]$	
	$1205 [=]$	25.85

**2. Memory Calculation**

 $(12 \times 4) - (20 \div 2) = 38$	$\left[\frac{ON}{C}\right]$ $12 [x] 4 [M+] 20 [\div ] 2 [M-]$ $[MR]$	0. MI 10. MI 38.
 $15 \times 2 = 30$	$[MC] \left[\frac{ON}{C}\right]$	0.
$20 \times 3 = 60$	$15 [x] 2 [M+] 20 [x] 3 [M+]$	MI 60.
$25 \times 4 = 100$	$25 [x] 4 [M+]$	MI 100.
(total A = 190)	$[MR]$	MI 190.
$10 \div 5 = 2$	$10 [\div ] 5 [MII+] 4 [x] 2 [MII+]$	MI 8.
$4 \times 2 = 8$	$[MII\frac{E}{C}]$	MI 10.
(total B = 10)	$[MR] [+]$	MI 190.
$A \div B = 19$	$[MII\frac{E}{C}]$	MI 10.
	$[=]$	MI 19.
	$[MC] [MII\frac{E}{C}] [MII\frac{E}{C}] \left[\frac{ON}{C}\right]$	MI 0.


**3. Constant Calculation**

 $2 + 3 = 5$	$2 [+ ] 3 [=]$	5.00
$4 + 3 = 7$	$4 [=]$	7.00
 $3 \times 4.111 = 12.333$	$3 [x] 4.111 [=]$	12.34
$3 \times 6 = 18$	$6 [=]$	18.00


**4. Overflow Error Clear**

$12345678901234 \times 100$	$123456789012345$	E	$12'345'678'901'234.$
$= 1234567890123400$	$[00\rightarrow 0] [x] 100 [=]$	E	$12.345678901234$
	$\left[\frac{ON}{C}\right]$		0.

**5. PRICE MARK-UP & DOWN CALCULATION**

 $200 + (P \times 20\%) = P$	$200 [\div ] 20 [MU]$	250.
$P = \frac{200}{1-20\%} = 250$	$[MU]$	50.
$250 - 200 = 50$		
$125 - (P \times 20\%) = P$	$125 [\div ] 25 [+/-] [MU]$	100.
$P = \frac{125}{1+25\%} = 100$	$[MU]$	25.
$125 - 100 = 25$		

**6. DELTA PERCENT**

 $\frac{180-150}{150} \times 100\%$	$180 [- ] 150 [MU]$	20.
$= 20\%$		

**\* ALIMENTACIÓN****Español**

Modelo CITIZEN SDC-414N funciona gracias a un mecanismo de doble carga (luz solar y batería de apoyo), lo cual le permite operar bajo cualquier condición de iluminación.

-Función de desconexión automática-

La calculadora se apaga automáticamente si no ha sido utilizada durante 7 minutos aproximadamente.

-Reemplazado de la pila-

Si la pila de apoyo necesita ser reemplazada, quite los tornillos del departamento inferior y sustituya la pila gastada por una nueva. Coloque la pila en su posición correcta, con la polaridad indicada. Después de cambiar la batería pulse la almohadilla RESET en la tarjeta de circuito impreso con un objeto metálico elíptico.

-Operación de reajuste-

Si la calculadora se bloquea y es imposible realizar ninguna operación, por favor presione las teclas  $\frac{1}{x}$  y [=] al mismo tiempo para desbloquearla. Esto devolverá todos los ajustes a los valores predeterminados.

**\* TECLADO INFORMATIVO****Español**

$\frac{ON}{C}$  : Tecla de encendido / Tecla de borrar entrada.

[CE] : Borrar.

[00→0] : Tecla de anular el dígito ultimado.

+ / - : ±Tecla de cambio de signo.

[M+] : Tecla de memoria positiva.

[M-] : Tecla de memoria negativa.

[MR] : Tecla de llamada de memoria.

[MC] : Tecla de limpieza de memoria

[MU] : Tecla de subir o bajar precios.

[MII+] [MII-]  $\frac{MII}{C}$  : Tecla de la segunda memoria.



Selector del lugar decimal

- F -

Modo decimal flotante

- 0 - 2 - 3 - 4 -

Modo decimal flotante

- A -

Modo ADD: ingresa automáticamente el decimal monetario en cálculos de suma y resta



Redondeo hacia arriba / Sin redondeo /

Redondeo hacia abajo

**Los signos del visor significan lo siguiente:**

**MI** : La primera memoria está cargada.

**MII** : La segunda memoria está cargada.

- : Menos (o negativo)

**E** : Error de desbordamiento.

**\* EJEMPLO DE FUNCIONES****Español****1. Ejemplos de cálculo**

Presione la tecla  $\frac{ON}{C}$  antes de cada cálculo.

Ejemplo	Operación con la tecla	Visualización
$1 \times 2 \times 3 = 6$	$\frac{ON}{C}$ 1 [x] 2 [x] 3 [=]	0. 6.
$2 \times 3 = 6$	$\frac{ON}{C}$ 2 [x] 2 [CE] 3 [=]	0. 6.
$2 + 4 + 6 = 12$	2 [+] 3 [+] 6 $\frac{ON}{C}$	0. 12.
$1234 \times 100$ $= 123,400$	2 [+] 4 [+] 6 [=] 12345 [00→0]	1234. 123'400.
$5 \times 3 \div 0.2 = 75$	[x] 100 [=]	75.
$300 \times 27\% = 81$	5 [x] 3 [÷] 0.2 [=] 300 [x] 27 [%]	81.
$\frac{11.2}{56} \times 100\% = 20\%$	11.2 [÷] 56 [%]	20.
$30 + (30 \times 40\%) = 42$	30 [+] 40 [%]	42.
$30 - (30 \times 40\%) = 18$	30 [-] 40 [%]	18.
$5^4 = 625$	5 [x] [=] [=] [=]	625.
$\frac{1}{(2 \times 5 - 5)} = 0.2$	2 [x] 5 [-] 5 [÷] [=]	0.2
$1 / 25 = 0.04$	25 [÷] [=]	0.04
$\$14.90 + \$0.35 - \$1.45$ $+ \$12.05 = \$25.85$	1490 [+] 35 [-] 145 [+] 1205 [=]	25.85

**2. Cálculo de memoria**

$(12 \times 4) - (20 \div 2) = 38$	$\frac{ON}{C}$ 12 [x] 4 [M+] 20 [÷] 2 [M-]	MI 10.
	[MR]	MI 38.
	[MC] $\frac{ON}{C}$	0.
$15 \times 2 = 30$	15 [x] 2 [M+] 20 [x] 3 [M+]	MI 60.
$20 \times 3 = 60$	25 [x] 4 [M+]	MI 100.
$25 \times 4 = 100$	[MR]	MI 190.
(total A = 190)	10 [÷] 5 [MII+] 4 [x] 2 [MII+]	MI 8.
$10 \div 5 = 2$	[MII $\frac{C}{C}$ ]	MI 10.
$4 \times 2 = 8$	[MR] [÷]	MI 190.
(total B = 10)	[MII $\frac{C}{C}$ ]	MI 10.
$A \div B = 19$	[MII $\frac{C}{C}$ ]	MI 19.
	[MC] [MII $\frac{C}{C}$ ] [MII $\frac{C}{C}$ ] $\frac{ON}{C}$	0.

**3. Constante**

$2 + 3 = 5$	2 [+] 3 [=]	5.00
$4 + 3 = 7$	4 [=]	7.00
$3 \times 4.111 = 12.333$	3 [x] 4.111 [=]	12.34
$3 \times 6 = 18$	6 [=]	18.00

**4. Limpieza de error de desbordamiento**

12345678901234 x 100	123456789012345	E	12'345'678'901'234.
= 1234567890123400	[00→0] [x] 100 [=]	E	12.345678901234
	$\frac{ON}{C}$		0.

**5. CÁLCULO DE SUBIR O BAJAR PRECIOS**

$200 + (P \times 20\%) = P$	200 [÷] 20 [MU]	250.
$P = \frac{200}{1 - 20\%} = 250$	[MU]	50.
$250 - 200 = 50$		
$125 - (P \times 20\%) = P$	125 [÷] 25 [+/-] [MU]	100.
$P = \frac{125}{1 + 25\%} = 100$	[MU]	25.
$125 - 100 = 25$		

**6. PORCENTAJE DELTA**

$\frac{180 - 150}{150} \times 100\%$	180 [-] 150 [MU]	20.
= 20%		

**\* FONTE DE ALIMENTAÇÃO** **Português**

CITIZEN modelo SDC-414N tem dupla fonte de alimentação de energia (energia solar e bateria de reserva), permitindo operar sob qualquer condição de iluminação.

-Função Auto power-off(desligamento automático)-

A calculadora desliga automaticamente, caso nenhum a tecla seja utilizada por aproximadamente 7 minutos.

-Troca de bateria-

Se for necessário trocar a bateria de reserva, remova a bateria usada, abrindo a tampa inferior e coloque uma bateria nova, observando a polaridade indicada. Depois de trocar a bateria, use um objeto metálico e elíptico para pressionar a tecla RESET na placa de circuito impresso.

Operação de Reajuste-

Se a calculadora estiver bloqueada e sem possibilidades de executar as operações principais adicionais, prima o centro [ $\frac{\text{ON}}{\text{C}}$ ] ao mesmo tempo para liberar da condição. Ela retornará todas as definições para a definição padrão.

**\* ÍNDICE DE TECLAS** **Português**

[ $\frac{\text{ON}}{\text{C}}$ ] : Tecla para Ligar / Limpar.

[CE] : Tecla para Limpar Entrada. [00→0] :Tecla de mudança de dígito.

[MU] :Tecla para Marca Preço para cima / baixo.

[M+] :Tecla de mais da memória. [M-]:Tecla de menos da memória.

[+ / -] :Tecla para mudar Sinal ±

[MR] : Tecla da chamada da memória.

[MII+] [MII-] [MII $\frac{\text{C}}$ ] : A Segunda Tecla de Memória.

A 0 2 3 4 F

— F —

— 0 — 2 — 3 — 4 —

— A —

Comutador para seleção de casa decimal

Modalidade de decimal flutuante

Modalidade de decimal fixo

Modalidade ADICIONAR entra automaticamente a decimal monetária em cálculos de adição e subtração.

↑ 5/4 ↓

— —

Arredondamento para cima / Truncamento /

Arredondamento para baixo

**Os Sinais do Visor Significam o Seguinte:**

MI : A primeira memória carregada.

MII : A segunda memória carregada

- : Menos ( ou negativo)

E : Erro por transbordamento.

**\* EXEMPLOS DE OPERAÇÃO** **Português**

**1.Exemplo de calculos**

Antes de executar cada cálculo, pressione a tecla [ $\frac{\text{ON}}{\text{C}}$ ].

Exemplo	Operação com a tecla	Visualização
A 0 2 3 4 F 1 x 2 x 3 = 6	[ $\frac{\text{ON}}{\text{C}}$ ] 1 [x] 2 [x] 3 [=]	0. 6.
2 x 3 = 6	2 [x] 2 [CE] 3 [=]	0. 6.
2 + 4 + 6 = 12	2 [+ ] 3 [+ ] 6 [ $\frac{\text{ON}}{\text{C}}$ ]	0. 12.
1234 x 100	12345 [00→0]	1'234.
= 123,400	[x] 100 [=]	123'400.
5 x 3 ÷ 0.2 = 75	5 [x] 3 [+ ] 0.2 [=]	75.
300 x 27% = 81	300 [x] 27 [%]	81.
$\frac{11.2}{56} \times 100\% = 20\%$	11.2 [+ ] 56 [%]	20.
30 + (30 x 40%) = 42	30 [+ ] 40 [%]	42.
30 - (30 x 40%) = 18	30 [- ] 40 [%]	18.
5 <sup>4</sup> = 625	5 [x] [=] [=] [=]	625.
$\frac{1}{(2 \times 5 - 5)} = 0.2$	2 [x] 5 [-] 5 [+ ] [=]	0.2
1 / 25 = 0.04	25 [+ ] [=]	0.04
A 0 2 3 4 F \$14.90 + \$0.35 - \$1.45	1490 [+ ] 35 [-] 145 [+ ]	25.85
+ \$12.05 = \$25.85	1205 [=]	

**2.Memória**

↑ 5/4 ↓ (12 x 4) - (20 ÷ 2) = 38	[ $\frac{\text{ON}}{\text{C}}$ ] 12 [x] 4 [M+] 20 [+ ] 2 [M-]	0. 10. 38.
A 0 2 3 4 F	[MR] [ $\frac{\text{ON}}{\text{C}}$ ]	0.
15 x 2 = 30	15 [x] 2 [M+] 20 [x] 3 [M+]	MI 60.
20 x 3 = 60	25 [x] 4 [M+]	MI 100.
25 x 4 = 100	[MR]	MI 190.
(total A = 190)	10 [+ ] 5 [MII+] 4 [x] 2 [MII+]	MI 8.
10 ÷ 5 = 2	[MII $\frac{\text{C}}$ ]	MI 10.
4 x 2 = 8	[MR] [+ ]	MI 190.
(total B = 10)	[MII $\frac{\text{C}}$ ]	MI 10.
A ÷ B = 19	[=]	MI 19. MII
	[MC] [MII $\frac{\text{C}}$ ] [MII $\frac{\text{C}}$ ] [ $\frac{\text{ON}}{\text{C}}$ ]	0.

**3.Constante**

↑ 5/4 ↓ 2 + 3 = 5	2 [+ ] 3 [=]	5.00
4 + 3 = 7	4 [=]	7.00
A 0 2 3 4 F 3 x 4.111 = 12.333	3 [x] 4.111 [=]	12.34
3 x 6 = 18	6 [=]	18.00

**4.Erro por transbordamento**

12345678901234 x 100	123456789012345	E	12'345'678'901'234.
= 1234567890123400	[00→0] [x] 100 [=]	E	12.345678901234
	[ $\frac{\text{ON}}{\text{C}}$ ]		0.

**5.CÁLCULO PARA MARCAÇÃO DE PREÇO PARA CIMA & PARA BAIXO**

A 0 2 3 4 F 200+(P x 20%)=P	200 [+ ] 20 [MU]	250.
P = $\frac{200}{1-20\%} = 250$	[MU]	50.
250-200 = 50		
125-(P x 20%)=P	125 [+ ] 25 [+/-] [MU]	100.
P = $\frac{125}{1+25\%} = 100$	[MU]	25.
125-100 = 25		

**6.PORCENTO DELTA**

A 0 2 3 4 F $\frac{180-150}{150} \times 100\%$	180 [-] 150 [MU]	20.
= 20%		

**\* STROMVERSORGUNG****Deutsch**

Das CITIZEN Modell SDC-414N wird durch 2 voneinander unabhängigen Energiequellen versorgt (Entweder durch eine sehr starke Solarzelle oder durch eine Batterie). Der Rechner arbeitet selbst unter schlechtesten Lichtbedingungen. -Automatische Ausschaltung-

Ist der Rechner 7 Minuten nicht in Betrieb, schaltet er sich automatisch ab. -Batteriewechsel-

Sollte die batterie gewechselt werden, entfernen Sie bitte die Schrauben vom unterteil und tauschen die alte gegen eine neue batterie aus.

Beachten Sie, daß die batterie richtig, entsprechend der polarität, eingelegt wird. Drücken Sie nach dem Auswechseln der Batterie mit einem runden metallernem Objekt auf das RESET Feld auf der bedruckten Platine. -Zurücksetzen-

Falls der Taschenrechner nicht mehr reagiert und keine Tastenfunktionen mehr verfügbar sind, drücken Sie bitte gleichzeitig auf  $\left[\frac{ON}{C}\right]$  & [=], um den Zustand zu beheben. Dies wird alle Einstellungen auf die Standardeinstellungen zurücksetzen.

**\* ERKLÄRUNGEN VON SCHLUSSEL****Deutsch**

$\left[\frac{ON}{C}\right]$  : An / Eingabe löschen.

[CE] : Löschen Taste

[00→0] : Rechts schub taste.

[M+] : Speicher Plus-Taste.

[M-] : Speicher Minus-Taste.

[+ / -] : ±Vorzeicheneingabetaste.

[MR] : Speicher Abruf-Taste

[MC] : Speicher Löschen-Taste

[MU] : Preisangabe-oben/unten Taste

[MII+] [MII-] [MII $\frac{R}{C}$ ] : Zweite Memory Taste



Schalter für Dezimalauswahlplatz

- F -

Gleitkomma-Modus

- 0 - 2 - 3 - 4 -

Festkomma-Modus

- A -

ADD-Modus gibt bei Additions- und Subtraktions-rechnungen automatisch das Dezimalkomma an.



Aufrunden , Abrundenschalter

**Die Zeichen in der Anzeige haben die folgende Bedeutung:**

MI : Erste Memory geladen

- : Minus ( oder negative)

MII : Zweite Memory geladen

E : Überlauffehler

**\* BEISPIEL FÜR DEN bETRIEB****Deutsch****1. Berechnungsbeispiele**

Vor jeder Berechnung bitte die  $\left[\frac{ON}{C}\right]$  Taste drücken.

Beispiel	Tastenkombination	Anzeige
$1 \times 2 \times 3 = 6$	$\left[\frac{ON}{C}\right]$ 1 [x] 2 [x] 3 [=]	0. 6.
$2 \times 3 = 6$	$\left[\frac{ON}{C}\right]$ 2 [x] 2 [CE] 3 [=]	0. 6.
$2 + 4 + 6 = 12$	2 [+] 3 [+] 6 $\left[\frac{ON}{C}\right]$	0. 12.
$1234 \times 100$	12345 [00→0]	1'234.
$= 123.400$	[x] 100 [=]	123'400.
$5 \times 3 \div 0.2 = 75$	5 [x] 3 [÷] 0.2 [=]	75.
$300 \times 27\% = 81$	300 [x] 27 [%]	81.
$\frac{11.2}{56} \times 100\% = 20\%$	11.2 [÷] 56 [%]	20.
$30 + (30 \times 40\%) = 42$	30 [+] 40 [%]	42.
$30 - (30 \times 40\%) = 18$	30 [-] 40 [%]	18.
$5^4 = 625$	5 [x] [=] [=] [=]	625.
$\frac{1}{(2 \times 5 - 5)} = 0.2$	2 [x] 5 [-] 5 [÷] [=]	0.2
$1 / 25 = 0.04$	25 [÷] [=]	0.04
$\$14.90 + \$0.35 - \$1.45$	1490 [+] 35 [-] 145 [+]	
$+ \$12.05 = \$25.85$	1205 [=]	25.85

**2. Speicher**

$(12 \times 4) - (20 \div 2) = 38$	$\left[\frac{ON}{C}\right]$ 12 [x] 4 [M+] 20 [÷] 2 [M-]	MI 10. MI 38.
$15 \times 2 = 30$	[MR] $\left[\frac{ON}{C}\right]$ 15 [x] 2 [M+] 20 [x] 3 [M+]	MI 60.
$20 \times 3 = 60$	25 [x] 4 [M+]	MI 100.
$25 \times 4 = 100$	[MR]	MI 190.
(total A = 190)	10 [÷] 5 [MII+] 4 [x] 2 [MII+]	MI 8.
$10 \div 5 = 2$	[MII $\frac{R}{C}$ ]	MI 10.
$4 \times 2 = 8$	[MR] [÷]	MI 190.
(total B = 10)	[MII $\frac{R}{C}$ ]	MI 10.
$A \div B = 19$	[=]	MI 19.
	[MC] [MII $\frac{R}{C}$ ] [MII $\frac{R}{C}$ ] $\left[\frac{ON}{C}\right]$	MI 0.

**3. Konstant**

$2 + 3 = 5$	2 [+] 3 [=]	5.00
$4 + 3 = 7$	4 [=]	7.00
$3 \times 4.111 = 12.333$	3 [x] 4.111 [=]	12.34
$3 \times 6 = 18$	6 [=]	18.00

**4. Korrektur und Überlauffehler**

12345678901234 x 100	123456789012345	E	12'345'678'901'234.
= 1234567890123400	[00→0] [x] 100 [=]	E	12.345678901234
	$\left[\frac{ON}{C}\right]$		0.

**5. PREISMARKIERUNGS AUF & ABRUNDUNGSRECHNUNG**

$200 + (P \times 20\%) = P$	200 [÷] 20 [MU]	250.
$P = \frac{200}{1 - 20\%} = 250$	[MU]	50.
$250 - 200 = 50$		
$125 - (P \times 20\%) = P$	125 [÷] 25 [+/-] [MU]	100.
$P = \frac{125}{1 + 25\%} = 100$	[MU]	25.
$125 - 100 = 25$		

**6. DELTA PROZENT**

$\frac{180 - 150}{150} \times 100\%$	180 [-] 150 [MU]	20.
= 20%		


**\* ALIMENTATION**

**Français**

CITIZEN modèle SDC-414N à double alimentation (énergie solaire haute+pile de soutien d'alimentation) qui peut opérer sous n'importe conditions de lumière.  
 -Arrêt d'alimentation automatique -  
 L'alimentation de cette calculatrice se coupe automatiquement si laissée allumée et non utilisée pendant environ 7 minutes.  
 -Remplacement de pile-  
 Lorsque il faut remplacer la pile, enleve les vis de l'étui bas et remplacer la pile usée et insérer une nouvelle pile selon la polarité indiquée. Après avoir changé la batterie, utilisez un objet elliptique en métal, pour appuyer sur le coussinet de REAJUSTEMENT sur le panneau du circuit imprimé.  
 - Réinitialisation -  
 Si la calculatrice est verrouillée rendant impossible son utilisation, veuillez appuyez en même temps sur les touches  $\left[\frac{ON}{C}\right]$  et  $[=]$  pour la déverrouillée. Cette action a pour effet de réinitialiser la calculatrice avec les paramètres par défaut.

**\* SIGNIFICATION DES TOUCHES**

**Français**

$\left[\frac{ON}{C}\right]$  : Bouton de Mise en marche/ Touche d'annulation de l'Entrée.  
 $[CE]$  : d'annulation.  $[00\rightarrow 0]$  : Touche de correction.  
 $[+ / -]$  :  $\pm$  Touche de changement de Signe  
 $[M+]$  : Touche de mémoire plus  $[M-]$  : Touche de mémoire moins  
 $[MR]$  : Rappeler la mémoire  $[MC]$  : Effacer la mémoire.  
 $[MU]$  : Touche de hausse / baisse du Prix  
 $[MII+]$   $[MII-]$   $[MII\frac{\%}{\square}]$  : Seconde touche de Mémoire.  
 Bouton de sélection d'emplacement de la Décimale  
 - F - Mode de Décimale Flottante  
 - 0 - 2 - 3 - 4 - Mode de Décimale Fixe  
 - A - Le mode ADD entre automatiquement la décimale monétaire en mode de calculs d'addition et de soustraction  
 $\left\{ \begin{matrix} \uparrow 5/4 \downarrow \\ \square \end{matrix} \right.$  Bouton d'Arrondi supérieur / Arrondi / Arrondi inférieur



**Les signes de l'Affichage signifient ce qui suit:**  
 MI : La Première Mémoire est remplie - : Moins (ou négatif)  
 MII : La Seconde Mémoire est remplie. E : Erreur - Débordement

**\* EXEMPLES D'OPÉRATIONS**

**Français**

**1.Exemples de calculs**


Avant d'effectuer chaque calcul, pressez la touche  $\left[\frac{ON}{C}\right]$ .

Exemple	Touche d'Opération	Affichage
 $1 \times 2 \times 3 = 6$	$\left[\frac{ON}{C}\right]$ 1 [x] 2 [x] 3 [=]	0. 6.
$2 \times 3 = 6$	$\left[\frac{ON}{C}\right]$ 2 [x] 2 [CE] 3 [=]	0. 6.
$2 + 4 + 6 = 12$	2 [+ ] 3 [+ ] 6 $\left[\frac{ON}{C}\right]$	0. 12.
$1234 \times 100$ $= 123.400$	12345 [00→0] [x] 100 [=]	1'234. 123'400.
$5 \times 3 \div 0.2 = 75$	5 [x] 3 [+ ] 0.2 [=]	75.
$300 \times 27\% = 81$	300 [x] 27 [%]	81.
$\frac{11.2}{56} \times 100\% = 20\%$	11.2 [+ ] 56 [%]	20.
$30 + (30 \times 40\%) = 42$	30 [+ ] 40 [%]	42.
$30 - (30 \times 40\%) = 18$	30 [- ] 40 [%]	18.
$5^4 = 625$	5 [x] [=] [=] [=]	625.
$\frac{1}{(2 \times 5 - 5)} = 0.2$	2 [x] 5 [- ] 5 [+ ] [=]	0.2
$1 / 25 = 0.04$	25 [+ ] [=]	0.04
 $\$14.90 + \$0.35 - \$1.45$ $+ \$12.05 = \$25.85$	1490 [+ ] 35 [- ] 145 [+ ] 1205 [=]	25.85

**2.Calcul avec mémoire**

$(12 \times 4) - (20 \div 2) = 38$	$\left[\frac{ON}{C}\right]$ 12 [x] 4 [M+] 20 [+ ] 2 [M-] [MR]	0. MI 10. MI 38.
$15 \times 2 = 30$	[MC] $\left[\frac{ON}{C}\right]$	0.
$20 \times 3 = 60$	15 [x] 2 [M+] 20 [x] 3 [M+]	MI 60.
$25 \times 4 = 100$	25 [x] 4 [M+]	MI 100.
(total A = 190)	[MR]	MI 190.
$10 \div 5 = 2$	10 [+ ] 5 [MII+] 4 [x] 2 [MII+]	MII 8.
$4 \times 2 = 8$	[MII $\frac{\%}{\square}$ ]	MI 10.
(total B = 10)	[MR] [+ ]	MI 190.
$A \div B = 19$	[MII $\frac{\%}{\square}$ ]	MI 10.
	[=]	MI 19.
	[MC] [MII $\frac{\%}{\square}$ ] [MII $\frac{\%}{\square}$ ] $\left[\frac{ON}{C}\right]$	MII 0.


**3.Constant Calcul**

$2 + 3 = 5$	2 [+ ] 3 [=]	5.00
$4 + 3 = 7$	4 [=]	7.00
 $3 \times 4.111 = 12.333$	3 [x] 4.111 [=]	12.34
$3 \times 6 = 18$	6 [=]	18.00


**4.Correction et dépassement-erreur**

$12345678901234 \times 100$	123456789012345	E	12'345'678'901'234.
$= 1234567890123400$	[00→0] [x] 100 [=]	E	12.345678901234
	$\left[\frac{ON}{C}\right]$		0.

**5.CALCUL DE LA HAUSSE ET DE LA BAISSSE DU PRIX**

 $200 + (P \times 20\%) = P$	200 [+ ] 20 [MU]	250.
$P = \frac{200}{1 - 20\%} = 250$	[MU]	50.
$250 - 200 = 50$		
$125 - (P \times 20\%) = P$	125 [+ ] 25 [+ ] [- ] [MU]	100.
$P = \frac{125}{1 + 25\%} = 100$	[MU]	25.
$125 - 100 = 25$		

**6.POURCENTAGE DELTA**

 $\frac{180 - 150}{150} \times 100\%$	180 [- ] 150 [MU]	20.
$= 20\%$		

## \* Alimentazione Elettrica

Italiano

Il calcolatore CITIZEN model SDC-414N ha due risorse di potenza : energia solare e batteria di riserva e può funzionare sotto qualsiasi luce.

-Spegnimento automatico-

La calcolatrice si spegne automaticamente se non immettere nessun dato in circa 7 minuti.

-Sostituzione della batteria -

Nel caso che sia necessario sostituire la batteria,rimuovere il coperchio inferiore, togliere la batteria vecchia e inserire una nuova nel compartimento batteria. Dopo aver cambiato la batteria, si prega di usare un oggetto di metallo ellittico per premere il tasto RESET (REIMPOSTA) sullo schema del circuito stampato.

-Operazione per resettare-

Se la calcolatrice si blocca ed è impossibile effettuare una qualsiasi operazione, si prega di premere i tasti  $\frac{ON}{C}$  e [=] contemporaneamente per sbloccarla. La calcolatrice tornerà alle impostazioni iniziali.

## \* Indice Tasti

Italiano

$\frac{ON}{C}$  : Acceso / Cancella immissione. [CE] : Tasto cancella.

[MU] : Tasto rialzo/ribasso di prezzo.

[00→0] : Correzione.

[+ / -] : ±Tasto cambio segno.

[M-] : Memoria sottrazione.

[M+] : Memoria addizione.

[MR] : Tasto richiama memoria

[MC] : Tasto cancella memoria

[MII+] [MII-] [MII $\frac{R}{C}$ ] : Il Tasto di seconda memoria.



- F -

Scambio selezione della posizione del decimale

- 0 -

Modalità decimale mobile

- 2 -

Modalità decimale fissa

- 3 -

La modalità AGGIUNGI introduce automaticamente il

- 4 -

decimale monetario nei calcoli di addizione e sottrazione

- A -

$\frac{5}{4}$

Scambio arrotondamento / arrotondamento per

$\frac{5}{4}$

eccesso / arrotondamento per difetto

**I simboli dello Schermo di visualizzazione significano:**

MI : La prima memoria caricata.

MII : La seconda memoria caricata.

- : Meno ( o negativo).

E : Errore di traboccamento aritmetico

## \* Esempio di Operazione

Italiano

## 1. Operazione del calcolo normale

Prima di effettuare ciascun calcolo, premere il tasto  $\frac{ON}{C}$ .

Esempio	Operazione con il tasto	Visualizzazione
$1 \times 2 \times 3 = 6$	$\frac{ON}{C}$ 1 [x] 2 [x] 3 [=]	0. 6.
$2 \times 3 = 6$	$\frac{ON}{C}$ 2 [x] 2 [CE] 3 [=]	0. 6.
$2 + 4 + 6 = 12$	2 [+] 3 [+] 6 $\frac{ON}{C}$	0. 12.
$1234 \times 100$	2 [+] 4 [+] 6 [=]	1234.
$= 123,400$	12345 [00→0]	1'234.
$5 \times 3 \div 0.2 = 75$	[x] 100 [=]	123'400.
$300 \times 27\% = 81$	5 [x] 3 [÷] 0.2 [=]	75.
$\frac{11.2}{56} \times 100\% = 20\%$	300 [x] 27 [%]	81.
$30 + (30 \times 40\%) = 42$	11.2 [÷] 56 [%]	20.
$30 - (30 \times 40\%) = 18$	30 [+] 40 [%]	42.
$5^4 = 625$	30 [-] 40 [%]	18.
$\frac{1}{(2 \times 5 - 5)} = 0.2$	5 [x] [=] [=] [=]	625.
$1 / 25 = 0.04$	2 [x] 5 [-] 5 [÷] [=]	0.2
$\$14.90 + \$0.35 - \$1.45$	1 [÷] [=]	0.04
$+ \$12.05 = \$25.85$	1490 [+] 35 [-] 145 [+]	25.85
	1205 [=]	

## 2. Operazione del calcolo memoria

$(12 \times 4) - (20 \div 2) = 38$	$\frac{ON}{C}$ 12 [x] 4 [M+] 20 [÷] 2 [M-]	MI 10.
	[MR]	MI 38.
	[MC] $\frac{ON}{C}$	0.
$15 \times 2 = 30$	15 [x] 2 [M+] 20 [x] 3 [M+]	MI 60.
$20 \times 3 = 60$	25 [x] 4 [M+]	MI 100.
$25 \times 4 = 100$	[MR]	MI 190.
(total A = 190)	10 [÷] 5 [MII+] 4 [x] 2 [MII+]	MI 8.
$10 \div 5 = 2$	[MII $\frac{R}{C}$ ]	MI 10.
$4 \times 2 = 8$	[MII $\frac{R}{C}$ ]	MI 190.
(total B = 10)	[MR] [+]	MI 10.
$A \div B = 19$	[MII $\frac{R}{C}$ ]	MI 10.
	[=]	MI 19.
	[MC] [MII $\frac{R}{C}$ ] [MII $\frac{R}{C}$ ] $\frac{ON}{C}$	MI 0.

## 3. Operazione del calcolo costante

$2 + 3 = 5$	2 [+] 3 [=]	5.00
$4 + 3 = 7$	4 [=]	7.00
$3 \times 4.111 = 12.333$	3 [x] 4.111 [=]	12.34
$3 \times 6 = 18$	6 [=]	18.00

## 4. Cancellazione della capacità di operazione superata

12345678901234 x 100	123456789012345	E	12'345'678'901'234.
= 1234567890123400	[00→0] [x] 100 [=]	E	12.345678901234
	$\frac{ON}{C}$		0.

## 5. CALCOLO RIALZO/RIBASSO DI PREZZO

$200 + (P \times 20\%) = P$	200 [÷] 20 [MU]	250.
$P = \frac{200}{1 - 20\%} = 250$	[MU]	50.
$250 - 200 = 50$		
$125 - (P \times 20\%) = P$	125 [÷] 25 [+/-] [MU]	100.
$P = \frac{125}{1 + 25\%} = 100$	[MU]	25.
$125 - 100 = 25$		

## 6. PERCENTUALE DELTA

$\frac{180 - 150}{150} \times 100\%$	180 [-] 150 [MU]	20.
= 20%		

**\* Stroomvoorziening**

**Nederlands**

De CITIZEN SDC-414N calculator krijgt haar energie van twee soorten batterijen: zonne-energie en reserve energie. Zij kan onder alle soorten licht werken.

-Automatische verbreking van de stroomvoorziening-

Als de calculator gedurende 7 minuten niet gebruikt wordt, zal de Sstroomvoorziening automatisch verbroken worden.

-Het verwisselen van de batterijen-

Wanneer u de batterijvakje wilt verwisselen, moet u eerst het deksel van het batterijvakje openen en de oude batterijen verwijderen, en daarna de nieuwe batterijen in het vakje plaatsen. Na het veranderen van de batterij, gebruikt u een metalen elliptisch voorwerp om op het RESET pad van het gedrukte circuitbord te drukken.



-Reset bediening-

Wanneer de calculator is vergrendeld en toetsbehandelingen niet meer mogelijk zijn, druk dan tegelijkertijd het centrum op  $\left[\frac{\text{ON}}{\text{C}}\right]$  & [=] om deze stand op te heffen. Dit zet alle instellingen terug naar de standaardinstelling.

**\* Lijst van druktoetsen**

**Nederlands**

- $\left[\frac{\text{ON}}{\text{C}}\right]$  : Inschakelen / Invoer wissen. [CE] : Wissen.
- [+ / -] : ± Toets voor het veranderen van teken. [00→0] : Veranderen.
- [M+] : Geheugen optellen. [M-] : Geheugen aftrekken.
- [MR] : Toets voor het opvragen van geheugen.
- [MC] : Toets voor het wissen van geheugen.
- [MU] : Toets voor afgeprijsde en verhoogde prijs
- [MII+] [MII-] [MII<sup>R</sup><sub>C</sub>] : Toets van het tweede geheugen.

-  Schakelaar voor de selectie van de decimale plaatsen
- F - Drijvende komma decimale modus
- 0 - 2 - 3 - 4 - Vaste komma decimale modus
- A - De optelmodus gaat automatisch over naar de monetaire decimale modus bij het optellen en aftrekken
-  Schakelaar voor het naar boven / naar beneden afronden

**De tekens op het beeldscherm hebben de volgende betekenis:**



- MI : Het eerste geheugen is geladen. - : Min ( of negatief)
- MII : Het tweede geheugen is geladen. E : Overflow fout.

**\* Voorbeelden van bediening bij gebruik**



**Nederlands**

**1. Voorbeeldberekeningen**



Alvorens een bewerking uit te voeren dient u op de toets  $\left[\frac{\text{ON}}{\text{C}}\right]$  te drukken.

Voorbeeld	Ingedrukte toetsen	Weergave op het scherm
 1 x 2 x 3 = 6	$\left[\frac{\text{ON}}{\text{C}}\right]$ 1 [x] 2 [x] 3 [=]	0. 6.
2 x 3 = 6	2 [x] 2 [CE] 3 [=]	6.
2 + 4 + 6 = 12	2 [+] 3 [+] 6 $\left[\frac{\text{ON}}{\text{C}}\right]$	0. 12.
1234 x 100	12345 [00→0]	1'234.
= 123,400	[x] 100 [=]	123'400.
5 x 3 ÷ 0.2 = 75	5 [x] 3 [÷] 0.2 [=]	75.
300 x 27% = 81	300 [x] 27 [%]	81.
$\frac{11.2}{56} \times 100\% = 20\%$	11.2 [÷] 56 [%]	20.
30 + (30 x 40%) = 42	30 [+] 40 [%]	42.
30 - (30 x 40%) = 18	30 [-] 40 [%]	18.
5 <sup>4</sup> = 625	5 [x] [=] [=] [=]	625.
$\frac{1}{(2 \times 5 - 5)} = 0.2$	2 [x] 5 [-] 5 [÷] [=]	0.2
1 / 25 = 0.04	25 [÷] [=]	0.04
 \$14.90 + \$0.35 - \$1.45	1490 [+] 35 [-] 145 [+]	
+ \$12.05 = \$25.85	1205 [=]	25.85

**2. Geheugenberekeningen**

 (12 x 4) - (20 ÷ 2)	$\left[\frac{\text{ON}}{\text{C}}\right]$	0.
= 38	12 [x] 4 [M+] 20 [÷] 2 [M-]	MI 10.
 15 x 2 = 30	[MR]	MI 38.
20 x 3 = 60	[MC] $\left[\frac{\text{ON}}{\text{C}}\right]$	0.
25 x 4 = 100	15 [x] 2 [M+] 20 [x] 3 [M+]	MI 60.
(total A = 190)	25 [x] 4 [M+]	MI 100.
10 ÷ 5 = 2	[MR]	MI 190.
4 x 2 = 8	10 [÷] 5 [MII+] 4 [x] 2 [MII+]	MII 8.
(total B = 10)	[MII <sup>R</sup> <sub>C</sub> ]	MI 10.
A ÷ B = 19	[MR] [+]	MII 190.
	[MII <sup>R</sup> <sub>C</sub> ]	MI 10.
	[=]	MII 19.
	[MC] [MII <sup>R</sup> <sub>C</sub> ] [MII <sup>R</sup> <sub>C</sub> ] $\left[\frac{\text{ON}}{\text{C}}\right]$	0.


**3. Berekeningen met een constante**

 2 + 3 = 5	2 [+] 3 [=]	5.00
4 + 3 = 7	4 [=]	7.00
 3 x 4.111 = 12.333	3 [x] 4.111 [=]	12.34
3 x 6 = 18	6 [=]	18.00


**4. Het schrappen van ingetoetste getallen die de berekeningcapaciteit overschrijden**

12345678901234 x 100	123456789012345	E	12'345'678'901'234.
= 1234567890123400	[00→0] [x] 100 [=]	E	12.345678901234
	$\left[\frac{\text{ON}}{\text{C}}\right]$		0.

**5. BEREKENING VAN DE AFGEPRIJSTE OF VERHOOGDE PRIJS**

 200 + (P x 20%) = P	200 [÷] 20 [MU]	250.
$P = \frac{200}{1 - 20\%} = 250$	[MU]	50.
250 - 200 = 50		
125 - (P x 20%) = P	125 [+] 25 [+/-] [MU]	100.
$P = \frac{125}{1 + 25\%} = 100$	[MU]	25.
125 - 100 = 25		

**6. DELTA PROCENT**

 $\frac{180 - 150}{150} \times 100\%$	180 [-] 150 [MU]	20.
= 20%		



**\* Strømforsyningen****Danish**

CITIZEN SDC-414N regnemaskine er forsynet af to typer batterier : Solceller og reservebatteriet, hvilken gør det muligt at bruge regnemaskinen med ethvert baggrundslys.

-Stop strømforsyningen automatisk-

Lommeregneren slukker automatisk for strømmen, hvis der ikke har været trykket på en tast i ca. 7 minutter.

-Skift batteriet-

Når batteriet skal skiftes, åbner man låget nedenunder, tager batteriet ud, og sætter det nye batteri på plads. Efter batteriskift, anvend venligst en elliptisk genstand til at trykke på RESET på printpladen.

-Nulstillingsfunktion-

Hvis lommeregneren låser sig fast, og yderligere tastefunktioner bliver umulige, så tryk på midten af [=] og [=] samtidigt for at løse tilstanden. Det sætter alle indstillinger tilbage til fabriksindstillingen.

**\* Knappers indeks****Danish**

[ $\frac{ON}{C}$ ] : Tænd / Slet indtastning.

[CE] : slet.

[00→0] : Rettelse knap.

[+ / -] : ±Skift fortegn

[MU] : Prismærke op/ned

[M+] : Addition hukommelse knap.

[M-] : Subtraktion hukommelse knap.

[MR] : Hukommelse knap

[MC] : Slettelse knap.

[MII+] [MII-] [MII $\frac{R}{C}$ ] : Den anden hukommelsestast

A 0 2 3 4 F



Knap til valg af decimalplads

- F -

Flydende decimaltalttilstand

- 0 - 2 - 3 - 4 -

Fast decimaltalttilstand

- A -

ADD-mode indtaster automatisk valutadecimalen i additions- og subtraktionsberegninger

↑ 5/4 ↓



Knap til rund op / rund af / rund ned

**Tegnene på displayet har følgende betydning:**

MI : Den første indlæste hukommelse. - : Minus ( eller negativ)

MII : Den anden indlæste hukommelse. E : Minusfejl.

**\* Betjening eksempler****Danish****1. Almindelig regningsoperation**

Inden du udfører en beregning, skal du trykke på tasten [ $\frac{ON}{C}$ ].

Eksempel	Tastebetjening	Vis
A 0 2 3 4 F 1 x 2 x 3 = 6	[ $\frac{ON}{C}$ ] 1 [x] 2 [x] 3 [=]	0. 6.
2 x 3 = 6	2 [x] 2 [CE] 3 [=]	0. 6.
2 + 4 + 6 = 12	2 [+] 3 [+] 6 [ $\frac{ON}{C}$ ]	0. 12.
1234 x 100	12345 [00→0]	1234. 123'400.
= 123,400	[x] 100 [=]	75.
5 x 3 ÷ 0.2 = 75	5 [x] 3 [÷] 0.2 [=]	81.
300 x 27% = 81	300 [x] 27 [%]	20.
$\frac{11.2}{56}$ x 100% = 20%	11.2 [÷] 56 [%]	42.
30 + (30 x 40%) = 42	30 [+] 40 [%]	18.
30 - (30 x 40%) = 18	30 [-] 40 [%]	625.
5 <sup>4</sup> = 625	5 [x] [=] [=] [=]	0.2
$\frac{1}{(2 \times 5 - 5)} = 0.2$	2 [x] 5 [-] 5 [÷] [=]	0.04
1 / 25 = 0.04	25 [÷] [=]	25.85
\$14.90 + \$0.35 - \$1.45	1490 [+] 35 [-] 145 [+]	
+ \$12.05 = \$25.85	1205 [=]	

**2. Hukommelse regningsoperation**

↑ 5/4 ↓ (12 x 4) - (20 ÷ 2)	[ $\frac{ON}{C}$ ]	0.
= 38	12 [x] 4 [M+] 20 [÷] 2 [M-]	MI 10.
A 0 2 3 4 F	[MR]	MI 38.
15 x 2 = 30	[MC] [ $\frac{ON}{C}$ ]	0.
20 x 3 = 60	15 [x] 2 [M+] 20 [x] 3 [M+]	MI 60.
25 x 4 = 100	25 [x] 4 [M+]	MI 100.
(total A = 190)	[MR]	MI 190.
10 ÷ 5 = 2	10 [÷] 5 [MII+] 4 [x] 2 [MII+]	MI 8.
4 x 2 = 8	[MII $\frac{R}{C}$ ]	MI 10.
(total B = 10)	[MR] [÷]	MI 190.
A ÷ B = 19	[MII $\frac{R}{C}$ ]	MI 10.
	[=]	MI 19.
	[MC] [MII $\frac{R}{C}$ ] [MII $\frac{R}{C}$ ] [ $\frac{ON}{C}$ ]	0.

**3. Regningssystem for konstanter**

↑ 5/4 ↓ 2 + 3 = 5	2 [+] 3 [=]	5.00
4 + 3 = 7	4 [=]	7.00
A 0 2 3 4 F $\frac{3}{4} \times 4.111 = 12.333$	3 [x] 4.111 [=]	12.34
$\frac{3}{6} \times 6 = 18$	6 [=]	18.00

**4. Slet delen over regningskapaciteten**

12345678901234 x 100	123456789012345	E	12'345'678'901'234.
= 1234567890123400	[00→0] [x] 100 [=]	E	12.345678901234
	[ $\frac{ON}{C}$ ]		0.

**5. BEREGNING MED PRISMÆRKE OP & NED**

A 0 2 3 4 F 200 + (P x 20%) = P	200 [÷] 20 [MU]	250.
$P = \frac{200}{1 - 20\%} = 250$	[MU]	50.
250 - 200 = 50		
125 - (P x 20%) = P	125 [÷] 25 [+/-] [MU]	100.
$P = \frac{125}{1 + 25\%} = 100$	[MU]	25.
125 - 100 = 25		

**6. DELTAPROCENT**

A 0 2 3 4 F $\frac{180 - 150}{150} \times 100\%$	180 [-] 150 [MU]	20.
= 20%		

**\* СНАБЖЕНИЕ ЭНЕРГИЕЙ**

**Русский**

Модель CITIZEN SDC-414N имеет двойное питание (солнечные элементы +батарея) и способна работать при любом освещении.

-Автоматическое отключение питания

Этот калькулятор обладает функцией автоматического отключения электропитания, благодаря чему питание отключается, если в течение 7 минут не производилось никаких операций на клавишах.

- Замена элементов питания -

Благодаря двойному питанию, батареи, устанавливаемые с обратной стороны устройства, работают длительное время. Если изображение на дисплее становится неясным, необходимо заменить батареи. Снимите крышку с нижнего отсека. Извлеките старые батареи и вставьте новые батареи, соблюдая полярность. После замены батарейки, с помощью тонкого металлического предмета нажмите кнопку RESET на печатной плате.

-Оперативный сброс-

Если калькулятор «завис» и дальнейшие операции с кнопками стали невозможны, для устранения этого состояния нажмите одновременно среднюю кнопку  $\frac{ON}{C}$  и [=]. Это вернет все настройки в их исходное состояние.

**\* НАЗНАЧЕНИЕ КЛАВИШ**

**Русский**

$\frac{ON}{C}$  : Включение питания /Сброс всех значений .

[CE] : Сброс числа [+/-] : ±Перемена знака

[00→0] : Клавиша «забой» (клавиша правки числа).

[M+] : Клавиша прибавления в регистр памяти.

[M-] : Клавиша вычитания из регистра памяти.

[MR] : Вызов числа из памяти [MC] : Сброс памяти

[MU] : Рост/падение цены

[MII+] [MII-] [MII $\frac{F}{C}$ ] : Клавиши ввода/вывода числа в регистр второй памяти

A 0 2 3 4 F

— F —

— 0 — 2 — 3 —

— A —

Переключатель места десятичного знака

Режим плавающей запятой

Режим фиксированной запятой

Режим ADD—автоматический ввод двух

десятичных знаков при сложении и вычитании

денежных сумм

↑ 5/4 ↓

— —

Округление вверх / Округление / Округление вниз

**Значение индикаторов экрана:**

MI : Загружена 1-я память.

MII : Загружена 2-я память.

- : Минус ( или отрицательное число) E : Ошибка переполнения.

**\* ПРИМЕРЫ**

**Русский**

**1.Примеры расчётов**

Прежде чем начать вычисления, нажмите клавишу  $\frac{ON}{C}$ .

Пример	Клавиши	Экран
A 0 2 3 4 F — — — — 1 x 2 x 3 = 6	$\frac{ON}{C}$ 1 [x] 2 [x] 3 [=]	0. 6.
2 x 3 = 6	$\frac{ON}{C}$ 2 [x] 2 [CE] 3 [=]	0. 6.
2 + 4 + 6 = 12	2 [+] 3 [+] 6 $\frac{ON}{C}$	0. 12.
1234 x 100	12345 [00→0]	1'234.
= 123,400	[x] 100 [=]	123'400.
5 x 3 ÷ 0.2 = 75	5 [x] 3 [+] 0.2 [=]	75.
300 x 27% = 81	300 [x] 27 [%]	81.
$\frac{11.2}{56}$ x 100% = 20%	11.2 [+] 56 [%]	20.
30 + (30 x 40%) = 42	30 [+] 40 [%]	42.
30 - (30 x 40%) = 18	30 [-] 40 [%]	18.
5 <sup>4</sup> = 625	5 [x] [=] [=]	625.
$\frac{1}{(2 \times 5 - 5)}$ = 0.2	2 [x] 5 [-] 5 [+] [=]	0.2
1 / 25 = 0.04	25 [+] [=]	0.04
A 0 2 3 4 F — — — — \$14.90 + \$0.35 - \$1.45	1490 [+] 35 [-] 145 [+]	
+ \$12.05 = \$25.85	1205 [=]	25.85

**2.Операции с памятью**

↑ 5/4 ↓ — — — — (12 x 4) - (20 ÷ 2)	$\frac{ON}{C}$ 12 [x] 4 [M+] 20 [+] 2 [M-]	MI 10. MI 38.
= 38	[MR] $\frac{ON}{C}$	0.
A 0 2 3 4 F — — — — 15 x 2 = 30	15 [x] 2 [M+] 20 [x] 3 [M+]	MI 60.
20 x 3 = 60	25 [x] 4 [M+]	MI 100.
25 x 4 = 100	[MR]	MI 190.
(total A = 190)	10 [-] 5 [MII+] 4 [x] 2 [MII+]	MI 8.
10 ÷ 5 = 2	[MII $\frac{F}{C}$ ]	MI 10.
4 x 2 = 8	[MR] [+]	MI 190.
(total B = 10)	[MII $\frac{F}{C}$ ]	MI 10.
A ÷ B = 19	[=]	MI 19.
	[MC] [MII $\frac{F}{C}$ ] [MII $\frac{F}{C}$ ] $\frac{ON}{C}$	MI 0.

**3.Вычисления с константой**

↑ 5/4 ↓ — — — — 2 + 3 = 5	2 [+] 3 [=]	5.00
4 + 3 = 7	4 [=]	7.00
A 0 2 3 4 F — — — — 3 x 4.111 = 12.333	3 [x] 4.111 [=]	12.34
3 x 6 = 18	6 [=]	18.00

**4. Исправление ошибок и сброс ошибки при избытке числовых знаков**

12345678901234 x 100	123456789012345 E	12'345'678'901'234.
= 1234567890123400	[00→0] [x] 100 [=]	E 12.345678901234
	$\frac{ON}{C}$	0.

**5.РАСЧЕТ РОСТА И ПАДЕНИЯ ЦЕН**

A 0 2 3 4 F — — — — 200+(P x 20%)=P	200 [+] 20 [MU]	250.
$P = \frac{200}{1-20\%} = 250$	[MU]	50.
250-200 = 50		
125-(P x 20%)=P	125 [+] 25 [+/-] [MU]	100.
$P = \frac{125}{1+25\%} = 100$	[MU]	25.
125-100 = 25		

**6.ПРИРОСТ ПРОЦЕНТОВ**

A 0 2 3 4 F — — — — $\frac{180-150}{150} \times 100\%$	180 [-] 150 [MU]	20.
= 20%		

**\* ZASILANIE****Polish**

Kalkulator CITIZEN, model SDC-414N jest zasilany podwójnie (bateria słoneczna + bateria zwykła) Kalkulator pracuje w każdych warunkach oświetlenia.

-Funkcja automatycznego wyłączenia-

Kalkulator wyłącza się automatycznie w przypadku jeśli żaden z przycisków nie zostanie naciśnięty w ciągu 7 minut.

-Wymiana baterii-

Jeśli konieczna jest wymiana baterii należy otworzyć dolną uchwyt na odpowiednią polaryzację. pokrywą, usunąć stare baterie i włożyć nowe zwracając. Po wymianie baterii proszę nacisnąć przycisk RESET na płytce drukowanej przy pomocy cienkiego metalowego przedmiotu.

-Operacja wymazywania-

Jeśli kalkulator zostanie zablokowany i dalsze działania przy użyciu przycisków staną się niemożliwe, proszę wciśnąć w tym samym czasie środek  $\left[\frac{ON}{C}\right]$  aby przywrócić do stanu użyteczności. Kalkulator powróci do ustawień wyjściowych.

**\* OPIS KŁAWISZY****Polish**

$\left[\frac{ON}{C}\right]$  : asilanie / Kasowanie zawartości pamięci.

[CE] : Kasowanie liczby.

[MU] : Przyrost/obniżka cen.

[00→0] : Klawisz powrotu.

[+ / -] : ±Zmiana znaku

[M+] : Przycisk wprowadzenia do pamięci ze znakiem plus

[M-] : Przycisk wprowadzenia do pamięci ze znakiem minus

[MR] : Klawisz MR (Klawisz wywołania z pamięci)

[MC] : Klawisz MC (Klawisz kasowania pamięci)

[MII+] [MII-] [MII<sup>R</sup>] : Druga pamięć



Przełącznik liczby miejsc po przecinku

- F -

Tryb zmiennej liczby miejsc po przecinku

- 0 - 2 - 3 - 4 -

Tryb stałej liczby miejsc po przecinku

- A -

Tryb ADD-Automatycznie wstawianie dwóch znaków po przecinku dziesiętnym pod czas dodawania lub odejmowania sum pieniężnych



Zaokrąglenie w dół / Zaokrąglenie w górę /

Przełącznik trybu zaokrąglenia

**Znaczenie wskaźników wyświetlacza:**

MI : Załadowana pierwsza pamięć

- : Minus ( lub liczba ujemna)

MII : Załadowana druga pamięć.

E : Błąd przepiętnia.

**\* PRZYKŁADY DZIAŁAŃ****Polish****1.Przykładowe obliczenia**

Przed rozpoczęciem obliczeń należy nacisnąć klawisz  $\left[\frac{ON}{C}\right]$ .

Przykład	Klawisze	Ekran
$1 \times 2 \times 3 = 6$	$\left[\frac{ON}{C}\right]$ 1 [x] 2 [x] 3 [=]	0. 6.
$2 \times 3 = 6$	$\left[\frac{ON}{C}\right]$ 2 [x] 2 [CE] 3 [=]	0. 6.
$2 + 4 + 6 = 12$	2 [+] 3 [+] 6 $\left[\frac{ON}{C}\right]$	0. 12.
$1234 \times 100$	12345 [00→0]	1'234.
$= 123,400$	[x] 100 [=]	123'400.
$5 \times 3 \div 0.2 = 75$	5 [x] 3 [÷] 0.2 [=]	75.
$300 \times 27\% = 81$	300 [x] 27 [%]	81.
$\frac{11.2}{56} \times 100\% = 20\%$	11.2 [÷] 56 [%]	20.
$30 + (30 \times 40\%) = 42$	30 [+] 40 [%]	42.
$30 - (30 \times 40\%) = 18$	30 [-] 40 [%]	18.
$5^4 = 625$	5 [x] [=] [=] [=]	625.
$\frac{1}{(2 \times 5 - 5)} = 0.2$	2 [x] 5 [-] 5 [÷] [=]	0.2
$1 / 25 = 0.04$	25 [÷] [=]	0.04
$\$14.90 + \$0.35 - \$1.45$	1490 [+] 35 [-] 145 [+]	
$+ \$12.05 = \$25.85$	1205 [=]	25.85

**2.Obliczenia z wykorzystaniem pamięci**

$(12 \times 4) - (20 \div 2)$	$\left[\frac{ON}{C}\right]$	0.
$= 38$	12 [x] 4 [M+] 20 [÷] 2 [M-]	MI 10.
	[MR]	MI 38.
	[MC] $\left[\frac{ON}{C}\right]$	0.
$15 \times 2 = 30$	15 [x] 2 [M+] 20 [x] 3 [M+]	MI 60.
$20 \times 3 = 60$	25 [x] 4 [M+]	MI 100.
$25 \times 4 = 100$	[MR]	MI 190.
(total A = 190)	10 [÷] 5 [MII+] 4 [x] 2 [MII+]	MI 8.
$10 \div 5 = 2$	[MII <sup>R</sup> ]	MI 10.
$4 \times 2 = 8$	[MII <sup>R</sup> ]	MI 190.
(total B = 10)	[MR] [÷]	MI 190.
$A \div B = 19$	[MII <sup>R</sup> ]	MI 10.
	[MII <sup>R</sup> ]	MI 19.
	[MC] [MII <sup>R</sup> ] [MII <sup>R</sup> ] $\left[\frac{ON}{C}\right]$	0.

**3.Stala**

$2 + 3 = 5$	2 [+] 3 [=]	5.00
$4 + 3 = 7$	4 [=]	7.00
$3 \times 4.111 = 12.333$	3 [x] 4.111 [=]	12.34
$3 \times 6 = 18$	6 [=]	18.00

**4.Przepiętnienie pamięci**

12345678901234 x 100	123456789012345	E	12'345'678'901'234.
$= 1234567890123400$	[00→0] [x] 100 [=]	E	12.345678901234
	$\left[\frac{ON}{C}\right]$		0.

**5.PRZYROST I OBNIŻKA CEN**

$200 + (P \times 20\%) = P$	200 [÷] 20 [MU]	250.
$P = \frac{200}{1 - 20\%} = 250$	[MU]	50.
$250 - 200 = 50$		
$125 - (P \times 20\%) = P$	125 [÷] 25 [+/-] [MU]	100.
$P = \frac{125}{1 + 25\%} = 100$	[MU]	25.
$125 - 100 = 25$		

**6.PRZYROST ODSETEK**

$\frac{180 - 150}{150} \times 100\%$	180 [-] 150 [MU]	20.
$= 20\%$		

## لغة عربية

## \* تزويد الطاقة

إن موديل CITIZEN SDC-414N هي آلة حاسبة ثنائية الطاقة (الطاقة الشمسية عالية القوة + بطارية احتياطية) وتعمل تحت أية ظروف ضوئية. وظيفة إيقاف الطاقة التلقائي - تقوم هذه الآلة الحاسبة بإيقاف نفسها تلقائياً إذا لم يحدث إدخال مفتاح لحوالي 7 دقائق. تغيير البطارية -

إذا كانت البطارية الاحتياطية بحاجة إلى تغيير، قم بفتح الغطاء السفلي لإزالة البطارية القديمة وإدخال بطارية جديدة بحسب القطبية المشار إليها. بعد تغيير البطارية، الرجاء استخدام شيئاً معدنياً وبيضاوياً للضغط على مفتاح إعادة التعيين على لوح الدارة المطبوع. أفضل تشغيل -

في حالة قفل الآلة الحاسبة، وتعدر تنفيذ عمليات بالأزرار الرجاء الضغط على [=] & [ON] في نفس الوقت لحل هذه المشكلة. سيعيد هذا كل الأوضاع إلى الضبط الافتراضي

## لغة عربية

## \* فهرس المفاتيح

[CE]: حذف الإدخال.  
[00→0]: مفتاح الرجوع بالتحويل.  
[M-]: مفتاح الطرح من الذاكرة.  
[MR]: مفتاح استدعاء الذاكرة.  
[MC]: مفتاح حذف الذاكرة.  
[+/-]: ± مفتاح تغيير الإشارة.  
[MU]: مفتاح تعليم السعر إلى الأعلى/ الأسفل.  
[MII-] [MII+] [MII±]: مفتاح الذاكرة الثانية

A 0 2 3 4 F

0 0 0 0 0 0

- F -

- 0 - 2 - 3 - 4 -

- A -

5/4

0 0 0 0 0 0

مفتاح تحديد المنزلة العشرية

نمط المنزلة العائمة

نمط المنزلة الثابتة

يقوم نمط الإضافة تلقائياً بإدخال المنزلة النقدية في حسابات الجمع والطرح

مفتاح التدوير/ إنهاء التدوير/ التدوير إلى الأسفل

علامات شاشة العرض تعني مايلي:

MI: تم تحميل الذاكرة الأولى

E: خطأ تدفق زائد.

- : سالب (أو ناقص)

MII: تم تحميل الذاكرة الثانية

## لغة عربية

## \* أمثلة على العمليات

### 1. أمثلة الحساب

قبل القيام بكل حساب، اضغط على مفتاح [ON/C]

المثال	عملية المفاتيح	العرض
A 0 2 3 4 F 0 0 0 0 0 0 1 x 2 x 3 = 6	[ON/C] 1 [x] 2 [x] 3 [=]	0. 6.
2 x 3 = 6	[ON/C] 2 [x] 2 [CE] 3 [=]	0. 6.
2 + 4 + 6 = 12	2 [+ ] 3 [+ ] 6 [ON/C]	0. 12.
1234 x 100	2 [+ ] 4 [+ ] 6 [=]	1234. 123'400.
= 123,400	12345 [00→0]	
5 x 3 + 0.2 = 75	[x] 100 [=]	75.
300 x 27% = 81	5 [x] 3 [+ ] 0.2 [=]	81.
11.2 / 56 x 100% = 20%	300 [x] 27 [%]	20.
30 + (30 x 40%) = 42	11.2 [+ ] 56 [%]	42.
30 - (30 x 40%) = 18	30 [+ ] 40 [%]	18.
5 <sup>4</sup> = 625	30 [- ] 40 [%]	625.
1 / (2 x 5 - 5) = 0.2	5 [x] [=] [=] [=]	0.2
1 / 25 = 0.04	2 [x] 5 [- ] 5 [+ ] [=]	0.04
A 0 2 3 4 F 0 0 0 0 0 0 \$14.90 + \$0.35 - \$1.45	25 [+ ] [=]	25.85
+ \$12.05 = \$25.85	1490 [+ ] 35 [- ] 145 [+ ]	
	1205 [=]	

### 2. حساب الذاكرة

(12 x 4) - (20 ÷ 2) = 38	[ON/C]	0.
	12 [x] 4 [M+] 20 [+ ] 2 [M-]	MI 10.
	[MR]	MI 38.
	[MC] [ON/C]	0.
15 x 2 = 30	15 [x] 2 [M+] 20 [x] 3 [M+]	MI 60.
20 x 3 = 60	25 [x] 4 [M+]	MI 100.
25 x 4 = 100	[MR]	MI 190.
(total A = 190)	10 [+ ] 5 [MII+] 4 [x] 2 [MII+]	MII 8.
10 ÷ 5 = 2	[MII±]	MII 10.
4 x 2 = 8	[MR] [+ ]	MII 190.
(total B = 10)	[MII±]	MII 10.
A ÷ B = 19	[MII±]	MII 19.
	[=]	MII 19.
	[MC] [MII±] [MII±] [-ON/C]	0.

### 3. حساب الثابت

2 + 3 = 5	2 [+ ] 3 [=]	5.00
4 + 3 = 7	4 [=]	7.00
3 x 4.111 = 12.333	3 [x] 4.111 [=]	12.34
3 x 6 = 18	6 [=]	18.00

### 4. حذف خطأ التدفق الزائد

12345678901234 x 100	123456789012345	E 12'345'678'901'234.
= 1234567890123400	[00→0] [x] 100 [=]	E 12.345678901234
	[ON/C]	0.

### 5. حساب تعليم السعر إلى الأعلى والأسفل

A 0 2 3 4 F 0 0 0 0 0 0 200+(P x 20%)=P	200 [+ ] 20 [MU]	250.
P = 200 / 1-20% = 250	[MU]	50.
250-200 = 50		
125-(P x 20%)=P	125 [+ ] 25 [+/-] [MU]	100.
P = 125 / 1+25% = 100	[MU]	25.
125-100 = 25		

### 6. السدلتا في المئة

A 0 2 3 4 F 0 0 0 0 0 0 180 - 150 / 150 x 100%	180 [- ] 150 [MU]	20.
= 20%		

**\* Sumber tenaga listerik****Bahasa Indonesia**

Calculator CITIZEN model SDC-414N mendapat listerik dari dua macam baterai : tenaga matahari dan tenaga simpanan, sehingga calculator ini bisa bekerja dibawah segala macam sinar.

-Sumber tenaga bisa bekerja dan tutup secara otomatis-  
Jikalau dalam kira2 7 menit calculator tidak bekerja maka sumber tenaga akan berhenti bekerja otomatis.

-Cara mengganti baterai-

Jikalau baterai perlu diganti, anda harus membuka dulu kotak baterai dan mengeluarkan baterai lama. Sesudah itu anda baru bisa memasukkan baterai yang baru didalam kotak itu. Setelah mengganti baterai, silahkan gunakan obyek metal berbentuk bulat panjang untuk menekan RESET pada PCB.

Cara me-reset-

Jika kalkulator terkunci dan Anda tidak dapat mengoperasikan tombol, tekan bersama-sama bagian tengah pada [=] untuk membuka kunci. Kalkulator akan kembali ke pengaturan default.

**\* Daftar fungsi tuts****Bahasa Indonesia**

[ $\frac{ON}{C}$ ] : Tombol Power On / Hapus Semua.

[CE] : Hapus tombol yang dimasukkan.

[00→0] : Koreksi.

[M+] : Memory penambahan.

[MR] : Tombol Pemanggil Memori.

[MU] : Tombol Mark-up/down harga.

[MII+] [MII-] [MII $\frac{R}{C}$ ] : Tombol Memori Kedua.

A 0 2 3 4 F

— F —

— 0 — 2 — 3 — 4 —

— A —

Switch pemilihan jumlah desimal

Mode desimal mengambang

Mode desimal tetap

Mode ADD secara otomatis akan memasukkan desimal keuangan pada operasi perhitungan penambahan dan pengurangan

↑ 5/4 ↓

— 5/4 —

Switch untuk pembulatan ke atas / pembulatan ke bentuk yang lebih sederhana / pembulatan ke bawah

**Arti dari Tanda-tanda yang Muncul di Layar:**

MI : Digunakan memori pertama.

- : Minus ( atau negatif)

MII : Digunakan memori kedua.

E : Kesalahan Overflow.

**\* Contoh cara pakai****Bahasa Indonesia****1. Cara kalkulasi biasa**

Sebelum melakukan setiap perhitungan, tekanlah dahulu tombol [ $\frac{ON}{C}$ ].

Contoh	Operasi Tombol	Tampilan di Layar
A 0 2 3 4 F — 0 —	1 x 2 x 3 = 6 [ $\frac{ON}{C}$ ]	0.
	1 [x] 2 [x] 3 [=]	6.
	[ $\frac{ON}{C}$ ]	0.
2 x 3 = 6	2 [x] 2 [CE] 3 [=]	6.
2 + 4 + 6 = 12	2 [+] 3 [+] 6 [ $\frac{ON}{C}$ ]	0.
	2 [+] 4 [+] 6 [=]	12.
1234 x 100 = 123,400	12345 [00→0]	1'234.
5 x 3 ÷ 0.2 = 75	[x] 100 [=]	123'400.
300 x 27% = 81	5 [x] 3 [÷] 0.2 [=]	75.
$\frac{11.2}{56}$ x 100% = 20%	300 [x] 27 [%]	81.
30 + (30 x 40%) = 42	11.2 [÷] 56 [%]	20.
30 - (30 x 40%) = 18	30 [+] 40 [%]	42.
5 <sup>4</sup> = 625	30 [-] 40 [%]	18.
$\frac{1}{(2 \times 5 - 5)} = 0.2$	5 [x] [=] [=] [=]	625.
1 / 25 = 0.04	2 [x] 5 [-] 5 [÷] [=]	0.2
\$14.90 + \$0.35 - \$1.45 + \$12.05 = \$25.85	25 [÷] [=]	0.04
	1490 [+] 35 [-] 145 [+]	
	1205 [=]	25.85

**2. Cara melakukan kalkulasi dengan memory**

↑ 5/4 ↓ — 5/4 —	(12 x 4) - (20 ÷ 2) = 38	[ $\frac{ON}{C}$ ]		0.
A 0 2 3 4 F — 0 —	15 x 2 = 30	12 [x] 4 [M+] 20 [÷] 2 [M-]	MI	10.
	20 x 3 = 60	[MR]	MI	38.
	25 x 4 = 100	[MC] [ $\frac{ON}{C}$ ]		0.
	(total A = 190)	15 [x] 2 [M+] 20 [x] 3 [M+]	MI	60.
	10 ÷ 5 = 2	25 [x] 4 [M+]	MI	100.
	4 x 2 = 8	[MR]	MI	190.
	(total B = 10)	10 [÷] 5 [MII+] 4 [x] 2 [MII+]	MI	8.
	A ÷ B = 19	[MII $\frac{R}{C}$ ]	MI	10.
		[MR] [÷]	MI	190.
		[MII $\frac{R}{C}$ ]	MI	10.
		[=]	MI	19.
		[MC] [MII $\frac{R}{C}$ ] [MII $\frac{R}{C}$ ] [ $\frac{ON}{C}$ ]	MII	0.

**3. Cara kalkulasi dengan bilangan konstan**

↑ 5/4 ↓ — 5/4 —	2 + 3 = 5	2 [+] 3 [=]		5.00
	4 + 3 = 7	4 [=]		7.00
A 0 2 3 4 F — 0 —	3 x 4.111 = 12.333	3 [x] 4.111 [=]		12.34
	3 x 6 = 18	6 [=]		18.00

**4. Penghapusan kalkulasi yang melewati**

12345678901234 x 100	123456789012345	E	12'345'678'901'234.
= 1234567890123400	[00→0] [x] 100 [=]	E	12.345678901234
	[ $\frac{ON}{C}$ ]		0.

**5. PERHITUNGAN MARK-UP & DOWN HARGA**

A 0 2 3 4 F — 0 —	200 + (P x 20%) = P	200 [÷] 20 [MU]		250.
	P = $\frac{200}{1 - 20\%} = 250$	[MU]		50.
	250 - 200 = 50			
	125 - (P x 20%) = P	125 [÷] 25 [+/-] [MU]		100.
	P = $\frac{125}{1 + 25\%} = 100$	[MU]		25.
	125 - 100 = 25			

**6. PERSEN DELTA**

A 0 2 3 4 F — 0 —	$\frac{180 - 150}{150} \times 100\%$	180 [-] 150 [MU]		20.
	= 20%			

## \* 电源

中文

CITIZEN SDC-414N 是双重电池计算器(太阳能与电池供电),可以在任何光线下操作。

-自动关闭电源-

如果在 7 分钟左右不进行任何操作计算器的电源将会自动关闭。

-电池更换-

如果需要更换电池,打开下盖取出旧电池,将新电池放在电池槽中。更换电池后,请用一金属、椭圆形物体压按印刷电路板上的 RESET 板。

-重置操作-

如果计算器锁机且无法进一步操作按键,请同时按下[ON/C]&[=]按键的中央来解决这个情况。所有设置将返回默认设置。

## \* 按键索引

中文

[ON/C]: 开机/全部清除

[CE]: 清除输入

[00→0]: 末位删除键

[+/-]: 正负号改变键

[MU]: 标价/降价

[M-]: 减法记忆键

[M+]: 加法记忆键

[MC]: 清除记忆内容键

[MR]: 显示记忆内容键

[MII+] [MII-] [MII<sup>o</sup>]: 第二组记忆键

A 0 2 3 4 F

小数字设定开关

- F -

浮点小数模式

- 0 - 2 - 3 - 4 -

固定小数字模式

- A -

加位模式 自动在加法与减法计算中加入货币小数点

↑ 5/4 ↓

无条件进位/四舍五入/无条件舍去 开关

显示屏各标志之意义:

MI: 第 1 组记忆

-: 负号

MII: 第 2 组记忆

E: 溢位 / 错误

## \* 操作范例

中文

## 1. 一般计算操作

在执行计算前,先按 [ON/C] 键。

范例	按键操作	显示
A 0 2 3 4 F 1 x 2 x 3 = 6	[ON/C] 1 [x] 2 [x] 3 [=]	0. 6.
2 x 3 = 6	[ON/C] 2 [x] 2 [CE] 3 [=]	0. 6.
2 + 4 + 6 = 12	2 [+ ] 3 [+ ] 6 [ON/C]	0.
1234 x 100	2 [+ ] 4 [+ ] 6 [=]	12.
= 123,400	12345 [00→0]	1'234.
5 x 3 ÷ 0.2 = 75	[x] 100 [=]	123'400.
300 x 27% = 81	5 [x] 3 [÷] 0.2 [=]	75.
$\frac{11.2}{56} \times 100\% = 20\%$	300 [x] 27 [%]	81.
30 + (30 x 40%) = 42	11.2 [÷] 56 [%]	20.
30 - (30 x 40%) = 18	30 [+ ] 40 [%]	42.
5 <sup>4</sup> = 625	30 [- ] 40 [%]	18.
$\frac{1}{(2 \times 5 - 5)} = 0.2$	5 [x] [=] [=] [=]	625.
1 / 25 = 0.04	2 [x] 5 [-] 5 [÷] [=]	0.2
\$14.90 + \$0.35 - \$1.45	25 [÷] [=]	0.04
+ \$12.05 = \$25.85	1490 [+ ] 35 [-] 145 [+ ]	
	1205 [=]	25.85

## 2. 记忆计算的操作

↑ 5/4 ↓ (12 x 4) - (20 ÷ 2) = 38	[ON/C] 12 [x] 4 [M+] 20 [÷] 2 [M-]	0. MI 10.
A 0 2 3 4 F	[MR]	MI 38.
15 x 2 = 30	[MC] [ON/C]	0.
20 x 3 = 60	15 [x] 2 [M+] 20 [x] 3 [M+]	MI 60.
25 x 4 = 100	25 [x] 4 [M+]	MI 100.
(total A = 190)	[MR]	MI 190.
10 ÷ 5 = 2	10 [÷] 5 [MII+] 4 [x] 2 [MII+]	MII 8.
4 x 2 = 8	[MII <sup>o</sup> ]	MI 10.
(total B = 10)	[MR] [÷]	MI 190.
A ÷ B = 19	[MII <sup>o</sup> ]	MI 10.
	[=]	MI 19.
	[MC] [MII <sup>o</sup> ] [MII <sup>o</sup> ] [ON/C]	MII 0.

## 3. 常数计算

↑ 5/4 ↓ 2 + 3 = 5	2 [+ ] 3 [=]	5.00
4 + 3 = 7	4 [=]	7.00
A 0 2 3 4 F 3 x 4.111 = 12.333	3 [x] 4.111 [=]	12.34
3 x 6 = 18	6 [=]	18.00

## 4. 超出运算容量的消除

12345678901234 x 100	123456789012345	E	12'345'678'901'234.
= 1234567890123400	[00→0] [x] 100 [=]	E	12.345678901234
	[ON/C]		0.

## 5. 标价&amp;降价计算

A 0 2 3 4 F 200+(P x 20%)=P	200 [÷] 20 [MU]	250.
$P = \frac{200}{1-20\%} = 250$	[MU]	50.
250-200 = 50		
125-(P x 20%)=P	125 [÷] 25 [+/-] [MU]	100.
$P = \frac{125}{1+25\%} = 100$	[MU]	25.
125-100 = 25		

## 6. 差值百分比

A 0 2 3 4 F $\frac{180-150}{150} \times 100\%$	180 [-] 150 [MU]	20.
= 20%		

**\* ΤΡΟΦΟΔΟΣΙΑ****Ελληνικά**

Το CITIZEN SDC-414N είναι μια αριθμομηχανή με διπλή τροφοδοσία (ηλιακή ενέργεια υψηλής ισχύος + εφεδρική μπαταρία), η οποία λειτουργεί κάτω από οποιοσδήποτε συνθήκες φωτισμού.

-Λειτουργία αυτόματου κλεισίματος-

Η αριθμομηχανή κλείνει αυτόματα εάν δεν έχει υπάρξει καμία πληκτρολόγηση για 7 περίπου λεπτά.

-Αλλαγή μπαταρίας-

Εάν χρειαστεί να αλλαχτεί η εφεδρική μπαταρία, ανοίξτε το κάτω περίβλημα για να αφαιρέσετε την παλαιά μπαταρία και να εισάγετε μια νέα μπαταρία με την υποδεικνυόμενη πολικότητα. Μετά από την αλλαγή μπαταρίας, χρησιμοποιήστε ένα μεταλλικό, ελλειπτικό αντικείμενο για να πιέσετε το RESET στην πλακέτα τυπωμένου κυκλώματος.

-Λειτουργία επαναφοράς-

Εάν η αριθμομηχανή είναι κλειδωμένη και δεν επιτρέπει την περαιτέρω λειτουργία των πλήκτρων, για να αντιμετωπίσετε το πρόβλημα πιέστε ταυτόχρονα το κέντρο στο  $[\frac{ON}{C}] [=]$ . Όλες οι ρυθμίσεις θα επανέλθουν στη ρύθμιση προεπιλογής.

**\* ΕΥΡΕΤΗΡΙΟ ΠΛΗΚΤΡΩΝ****Ελληνικά**

$[\frac{ON}{C}]$  : Πλήκτρο ανοίγματος / διαγραφής

[CE] : Πλήκτρο διαγραφής πληκτρολόγησης

[00→0] : Πλήκτρο μετατόπισης προς τα πίσω

[+/-] : Πλήκτρο αλλαγής προσήμου ±

[MU] : Πλήκτρο αύξησης/μείωσης τιμής

[M+] : Πλήκτρο μνήμης συν

[M-] : Πλήκτρο μνήμης πλην

[MR] : Πλήκτρο ανάκλησης μνήμης

[MC] : Πλήκτρο διαγραφής μνήμης

[MII+] [MII-] [MII $\frac{E}{C}$ ] : Το πλήκτρο δεύτερης μνήμης

$\frac{A}{0} \frac{2}{.} \frac{3}{\%} \frac{4}{F}$

$\frac{A}{0} \frac{2}{.} \frac{3}{\%} \frac{4}{F}$

Διακόπτης επιλογής θέσης υποδιαστολής

- F -

Λειτουργία μεταβλητού αριθμού δεκαδικών

- 0 - 2 - 3 - 4 -

Λειτουργία σταθερού αριθμού δεκαδικών

- A -

Η λειτουργία προσθήκης εισάγει αυτόματα το νομισματικό δεκαδικό στις πράξεις πρόσθεσης και αφαίρεσης

$\frac{1}{\%} \frac{5}{4}$

$\frac{1}{\%} \frac{5}{4}$

Διακόπτης στρογγυλοποίησης / στρογγυλοποίησης προς τα κάτω

**Οι ενδείξεις της οθόνης σημαίνουν τα εξής:**

MI : Η πρώτη φορτωμένη μνήμη

- : Πλην (ή αρνητικό)

MII : Η δεύτερη φορτωμένη μνήμη

E : Σφάλμα υπερχειλίσις

**\* ΠΑΡΑΔΕΙΓΜΑΤΑ ΛΕΙΤΟΥΡΓΙΑΣ****Ελληνικά****1. Παραδείγματα υπολογισμών**

Πριν πραγματοποιήσετε κάθε υπολογισμό, πατήστε το πλήκτρο  $[\frac{ON}{C}]$ .

Παράδειγμα	Λειτουργία πλήκτρου	Οθόνη
$1 \times 2 \times 3 = 6$	$[\frac{ON}{C}]$	0.
	1 [x] 2 [x] 3 [=]	6.
	$[\frac{ON}{C}]$	0.
$2 \times 3 = 6$	2 [x] 2 [CE] 3 [=]	6.
$2 + 4 + 6 = 12$	2 [+] 3 [+] 6 $[\frac{ON}{C}]$	0.
	2 [+] 4 [+] 6 [=]	12.
$1234 \times 100$	12345 [00→0]	1'234.
$= 123,400$	[x] 100 [=]	123'400.
$5 \times 3 \div 0.2 = 75$	5 [x] 3 [ $\div$ ] 0.2 [=]	75.
$300 \times 27\% = 81$	300 [x] 27 [%]	81.
$\frac{11.2}{56} \times 100\% = 20\%$	11.2 [ $\div$ ] 56 [%]	20.
$30 + (30 \times 40\%) = 42$	30 [+] 40 [%]	42.
$30 - (30 \times 40\%) = 18$	30 [-] 40 [%]	18.
$5^4 = 625$	5 [x] [=] [=]	625.
$\frac{1}{(2 \times 5 - 5)} = 0.2$	2 [x] 5 [-] 5 [ $\div$ ] [=]	0.2
$1 / 25 = 0.04$	25 [ $\div$ ] [=]	0.04
$\$14.90 + \$0.35 - \$1.45$	1490 [+] 35 [-] 145 [+]	
$+ \$12.05 = \$25.85$	1205 [=]	25.85

**2. Υπολογισμός μνήμης**

$(12 \times 4) - (20 \div 2) = 38$	$[\frac{ON}{C}]$	0.
	12 [x] 4 [M+] 20 [ $\div$ ] 2 [M-]	MI 10.
	[MR]	MI 38.
	[MC] $[\frac{ON}{C}]$	0.
$15 \times 2 = 30$	15 [x] 2 [M+] 20 [x] 3 [M+]	MI 60.
$20 \times 3 = 60$	25 [x] 4 [M+]	MI 100.
$25 \times 4 = 100$	[MR]	MI 190.
(total A = 190)	10 [ $\div$ ] 5 [MII+] 4 [x] 2 [MII+]	MI 8.
$10 \div 5 = 2$	[MII $\frac{E}{C}$ ]	MI 10.
$4 \times 2 = 8$	[MR] [ $\div$ ]	MI 190.
(total B = 10)	[MII $\frac{E}{C}$ ]	MI 10.
$A \div B = 19$	[=]	MI 19.
	[MC] [MII $\frac{E}{C}$ ] [MII $\frac{E}{C}$ ] $[\frac{ON}{C}]$	0.

**3. Υπολογισμός σταθεράς**

$2 + 3 = 5$	2 [+] 3 [=]	5.00
$4 + 3 = 7$	4 [=]	7.00
$3 \times 4.111 = 12.333$	3 [x] 4.111 [=]	12.34
$3 \times 6 = 18$	6 [=]	18.00

**4. Διαγραφή σφάλματος υπερχειλίσις**

12345678901234 x 100	123456789012345 E	12'345'678'901'234.
$= 1234567890123400$	[00→0] [x] 100 [=] E	12.345678901234
	$[\frac{ON}{C}]$	0.

**5. Υπολογισμός αύξησης & μείωσης τιμής**

$200 + (P \times 20\%) = P$	200 [ $\div$ ] 20 [MU]	250.
$P = \frac{200}{1 - 20\%} = 250$	[MU]	50.
$250 - 200 = 50$		
$125 - (P \times 20\%) = P$	125 [ $\div$ ] 25 [+/-] [MU]	100.
$P = \frac{125}{1 + 25\%} = 100$	[MU]	25.
$125 - 100 = 25$		

**6. ΔΠΟΣΤΟ ΔΕΛΤΑ**

$\frac{180 - 150}{150} \times 100\%$	180 [-] 150 [MU]	20.
$= 20\%$		

## WEEE MARK

- En** If you want to dispose this product, do not mix with general household waste. There is a separate collection systems for used electronics products in accordance with legislation under the WEEE Directive (Directive 2002/96/EC) and is effective only within European Union.
- Ge** Wenn Sie dieses Produkt entsorgen wollen, dann tun Sie dies bitte nicht zusammen mit dem Haushaltsmüll. Es gibt im Rahmen der WEEE-Direktive innerhalb der Europäischen Union (Direktive 2002/96/EC) gesetzliche Bestimmungen für separate Sammelsysteme für gebrauchte elektronische Geräte und Produkte.
- Fr** Si vous souhaitez vous débarrasser de cet appareil, ne le mettez pas à la poubelle avec vos ordures ménagères. Il existe un système de récupération distinct pour les vieux appareils électroniques conformément à la législation WEEE sur le recyclage des déchets des équipements électriques et électroniques (Directive 2002/96/EC) qui est uniquement valable dans les pays de l'Union européenne.  
Les appareils et les machines électriques et électroniques contiennent souvent des matières dangereuses pour l'homme et l'environnement si vous les utilisez et vous vous en débarrassez de façon inappropriée.
- Sp** Si desea deshacerse de este producto, no lo mezcle con residuos domésticos de carácter general. Existe un sistema de recogida selectiva de aparatos electrónicos usados, según establece la legislación prevista por la Directiva 2002/96/CE sobre residuos de aparatos eléctricos y electrónicos (RAEE), vigente únicamente en la Unión Europea.
- It** Se desiderate gettare via questo prodotto, non mescolatelo ai rifiuti generici di casa. Esiste un sistema di raccolta separato per i prodotti elettronici usati in conformità alla legislazione RAEE (Direttiva 2002/96/CE), valida solo all'interno dell'Unione Europea.
- Du** Deponer dit product niet bij het gewone huishoudelijk afval wanneer u het wilt verwijderen. Er bestaat ingevolge de WEEE-richtlijn (Richtlijn 2002/96/EG) een speciaal wettelijk voorgeschreven verzamelstelsel voor gebruikte elektronische producten, welk alleen geldt binnen de Europese Unie.
- Da** Hvis du vil skille dig af med dette produkt, må du ikke smide det ud sammen med dit almindelige husholdningsaffald. Der findes et separat indsamlingssystem for udtjente elektroniske produkter i overensstemmelse med lovgivningen under WEEE-direktivet (direktiv 2002/96/EC), som kun er gældende i den Europæiske Union.
- Por** Se quiser deitar fora este produto, não o misture com o lixo comum. De acordo com a legislação que decorre da Directiva REEE – Resíduos de Equipamentos Eléctricos e Electrónicos (2002/96/CE), existe um sistema de recolha separado para os equipamentos electrónicos fora de uso, em vigor apenas na União Europeia.
- Pol** Jeżeli zamierzasz pozbyć się tego produktu, nie wyrzucaj go razem ze zwykłymi domowymi odpadkami. Według dyrektywy WEEE (Dyrektywa 2002/96/EC) obowiązującej w Unii Europejskiej dla używanych produktów elektronicznych należy stosować oddzielne sposoby utylizacji.



JM74932-00F

### Information for Users on Collection and Disposal of used Batteries.

The symbol in this information sheet means that used batteries should not be mixed with general household waste.  
For proper treatment, recovery and recycling of used batteries, please take them to applicable collection points.  
For more information about collection and recycling of batteries, please contact your local municipality, your waste disposal service or the point of sale where you purchased the items.



### Information on Disposal in other Countries outside the European Union.

This symbol is only valid in the European Union.  
If you wish to discard used batteries, please contact your local authorities or dealer and ask for the correct method of disposal.



## Free Manuals Download Website

<http://myh66.com>

<http://usermanuals.us>

<http://www.somanuals.com>

<http://www.4manuals.cc>

<http://www.manual-lib.com>

<http://www.404manual.com>

<http://www.luxmanual.com>

<http://aubethermostatmanual.com>

Golf course search by state

<http://golfingnear.com>

Email search by domain

<http://emailbydomain.com>

Auto manuals search

<http://auto.somanuals.com>

TV manuals search

<http://tv.somanuals.com>