

CITIZEN

Micro HumanTech

ELECTRONIC CALCULATOR

SDC-664S

Instruction Manual
Manual de Instrucciones
Livro de Especificacoes
Anweisungshandbuch
Manuel d'instructions
Istruzioni all'Uso
Gebruiksaanwijzing
Manual
Инструкция по эксплуатации
Instrkcja Obslugi
دليل الإرشادات
Peraturan pemakaian
指导说明书
Εγχειρίδιο χρήσης

CITIZEN SYSTEMS JAPAN CO., LTD.

6-1-12, Tanashi-cho, Nishi-Tokyo-Shi,
Tokyo 188-8511, Japan
E-mail: sales-oe@systems.citizen.co.jp
<http://www.citizen-systems.co.jp/>

CITIZEN is a registered trademark of CITIZEN Holdings CO., LTD., Japan.
CITIZEN es una marca registrada de CITIZEN Holdings CO., LTD., Japon.
Design and specifications are subject to change without notice.
西铁城和CITIZEN是日本法人西铁城控股株式会社的注册商标



Printed in China

HDBD48N1T07 XXX

*** POWER SUPPLY**

English

CITIZEN model SDC-664S is a dual-powered (high power solar + back-up battery) calculator operative under any lighting conditions.
 -Auto power-off function-
 The calculator switches the power off automatically if there has been no key entry for about 5 minutes.
 -Battery change-
 If the back-up battery needs to be changed, open the lower cabinet to remove the old battery and insert a new battery in the indicated polarity.

*** KEY INDEX**

English

[$\frac{ON}{C}$]: Power on / Clear key [CE]: Clear entry key
 [MU]: Price Mark-up/down key [00→0]: Shift-back key.
 [+ / -]: \pm Sign change key [M+]: Memory plus key.
 [M-]: Memory minus key. [MR]: Memory recall key
 [MC]: Memory clear key [SET]: Exchange rate setting key
 [$\frac{RECALL}{LOCAL}$]: Local currency key / To recall exchange rate when pressing [SET] and [LOCAL] keys
 [$\frac{STORE}{\text{€}}$]: Universal currency key / To store exchange rate when pressing [SET] and [€] keys



Decimal place selection switch

- F -

Floating decimal mode

- 0 - 2 - 3 - 4 -

Fixed decimal mode

- A -

ADD-mode automatically enters the monetary decimal in addition and subtraction calculations



Round-up / Round-off / Round-down switch

The Signs Of The Display Mean The Following:

MEMORY : Memory loaded. ERROR : Overflow-error.
 -MINUS : Minus (or negative) SET : Exchange rate setting
 LOCAL : Local currency € : Universal currency

*** OPERATION EXAMPLES**

English

1. Calculation Examples

Before performing each calculation, press the [$\frac{ON}{C}$] key.

Example	Key operation	Display
$1 \times 2 \times 3 = 6$	[$\frac{ON}{C}$] 1 [x] 2 [x] 3 [=]	0. 6. 0.
$2 \times 3 = 6$ $2 + 4 + 6 = 12$	[$\frac{ON}{C}$] 2 [x] 2 [CE] 3 [=] 2 [+] 3 [+] 6 [$\frac{ON}{C}$] 2 [+] 4 [+] 6 [=]	6. 0. 6. 0. 12.
1234×100 $= 123,400$	12345 [00→0] [x] 100 [=]	1'234. 123'400.
$5 \times 3 \div 0.2 = 75$	5 [x] 3 [÷] 0.2 [=]	75.
$300 \times 27\% = 81$	300 [x] 27 [%]	81.
$\frac{11.2}{56} \times 100\% = 20\%$	11.2 [÷] 56 [%]	20.
$30 + (30 \times 40\%) = 42$	30 [+] 40 [%]	42.
$30 - (30 \times 40\%) = 18$	30 [-] 40 [%]	18.
$5^4 = 625$	5 [x] [=] [=] [=]	625.
$\sqrt{144} = 12$	144 [√]	12.
$\$14.90 + \$0.35 - \$1.45$ $+ \$12.05 = \25.85	1490 [+] 35 [-] 145 [+] 1205 [=]	25.85
$1 / 30 = 0.0333\dots$	30 [÷] [=]	0.03
$\frac{1}{(2 \times 5 - 4)} = 0.166\dots$	2 [x] 5 [-] 4 [÷] [=]	0.16

2. Memory Calculation

$(12 \times 4) - (20 \div 2)$	[$\frac{ON}{C}$]	0.
$= 38$	12 [x] 4 [M+] 20 [÷] 2 [M-]	MEMORY 10.
	[MR]	MEMORY 38.
	[MC] [CE]	0.

3. Constant Calculation

$2 + 3 = 5$	2 [+] 3 [=]	5.00
$4 + 3 = 7$	4 [=]	7.00
$3 \times 4.111 = 12.333$	3 [x] 4.111 [=]	12.34
$3 \times 6 = 18$	6 [=]	18.00

4. Overflow Error Clear

1234567890123456 x 12345678901234567	ERROR	1'234'567'890'123'456.
100 =	[00→0] [x] 100 [=]	ERROR 12.34567890123456
123456789012345600	[$\frac{ON}{C}$]	0.

5. Price Mark-Up & Down Calculation

$200 + (P \times 20\%) = P$	200 [x] 20 [MU]	250.
$P = \frac{200}{1 - 20\%} = 250$	[MU]	50.
$250 - 200 = 50$		
$125 - (P \times 20\%) = P$	125 [÷] 25 [MU]	100.
$P = \frac{125}{1 + 25\%} = 100$	[MU]	25.
$125 - 100 = 25$		

6. Delta Percent

$\frac{180 - 150}{150} \times 100\% = 20\%$	180 [-] 150 [MU]	20.

7. Currency Exchange

€ rate=32	32 [SET]	SET 32.
100 € = 3200	[€]	€ SET 32.
LOCAL	100 [LOCAL]	LOCAL 3'200.
	[€]	€ 100.
75 LOCAL =	[$\frac{ON}{C}$] [SET] [LOCAL]	€ SET 32.
2.34375 €	75 [€]	€ 2.34375
	[LOCAL]	LOCAL 75.

*** ALIMENTACIÓN**

Español

Modelo CITIZEN SDC-664S funciona gracias a un mecanismo de doble carga (luz solar y batería de apoyo), lo cual le permite operar bajo cualquier condición de iluminación.
 -Función de desconexión automática-
 La calculadora se apaga automáticamente si no ha sido utilizada durante 5 minutos aproximadamente.
 -Reemplazado de la pila-
 Si la pila de apoyo necesita ser reemplazada, quite los tornillos del departamento inferior y sustituya la pila gastada por una nueva. Coloque la pila en su posición correcta, con la polaridad indicada.

*** TECLADO INFORMATIVO**

Español

[$\frac{ON}{C}$] : Tecla de encendido / Borrar todo. [CE] : Tecla de borrar entrada
 [MU] : Tecla de subir o bajar precios. [00→0] : Tecla de anular el dígito ultimado.
 [+ / -] : ±Tecla de cambio de signo [M+] : Tecla de memoria positiva.
 [M-] : Tecla de memoria negativa. [MR] : Tecla de llamada de memoria
 [MC] : Tecla de limpieza de memoria [SET] : Tecla de ajuste de la tasa de cambio
 [LOCAL] : Tecla de moneda local /
 Para seleccionar tipo de cambio al presionar las teclas [SET] y [LOCAL]
 [$\frac{STORE}{€}$] : Tecla de moneda universal /
 Para guardar tipo de cambio al presionar las teclas [SET] y [€]

A 0 2 3 4 F Selector del lugar decimal
 - F - Modo decimal flotante
 - 0 - 2 - 3 - 4 - Modo decimal flotante
 - A - Modo ADD: ingresa automáticamente el decimal monetario en cálculos de suma y resta
 \uparrow 5/4 \downarrow Redondeo hacia arriba / Sin redondeo / Redondeo hacia abajo

Los signos del visor significan lo siguiente:

MEMORY : Memoria ERROR : Error de desbordamiento
 -MINUS : Menos(o negativo) SET : Ajustamiento de la tasa de cambio
 LOCAL : Moneda local € : Monedas de otros países

*** EJEMPLO DE FUNCIONES**

Español

1. Ejemplos de calculación

Antes de realizar cada cálculo, presione la tecla [$\frac{ON}{C}$]

Ejemplo	Operación con la tecla	Visualización
$1 \times 2 \times 3 = 6$	[$\frac{ON}{C}$] 1 [x] 2 [x] 3 [=]	0. 6.
$2 \times 3 = 6$	[$\frac{ON}{C}$] 2 [x] 2 [CE] 3[=]	0. 6.
$2 + 4 + 6 = 12$	2 [+] 3 [+] 6 [$\frac{ON}{C}$]	0. 12.
1234×100	12345 [00→0]	1'234.
$= 123,400$	[x] 100 [=]	123'400.
$5 \times 3 \div 0.2 = 75$	5 [x] 3 [÷] 0.2 [=]	75.
$300 \times 27\% = 81$	300 [x] 27 [%]	81.
$\frac{11.2}{56} \times 100\% = 20\%$	11.2 [÷] 56 [%]	20.
$30 + (30 \times 40\%) = 42$	30 [+] 40 [%]	42.
$30 - (30 \times 40\%) = 18$	30 [-] 40 [%]	18.
$5^4 = 625$	5 [x] [=] [=] [=]	625.
$\sqrt{144} = 12$	144 [√]	12.
$\$14.90 + \$0.35 - \$1.45 +$	1490 [+] 35 [-] 145 [+]	25.85
$\$12.05 = \25.85	1205 [=]	0.03
$1 / 30 = 0.0333...$	30 [÷] [=]	0.16
$\frac{1}{(2 \times 5 - 4)} = 0.166...$	2 [x] 5 [-] 4 [÷] [=]	

2. Cálculo de memoria

$(12 \times 4) - (20 \div 2) = 38$	[$\frac{ON}{C}$] 12 [x] 4 [M+] 20 [÷] 2 [M-]	0. 10.
	[MR]	38.
	[MC] [CE]	0.

3. Constante

$2 + 3 = 5$	2 [+] 3 [=]	5.00
$4 + 3 = 7$	4 [=]	7.00
$3 \times 4.111 = 12.333$	3 [x] 4.111 [=]	12.34
$3 \times 6 = 18$	6 [=]	18.00

4. Limpieza de error de desbordamiento

1234567890123456 x	12345678901234567	ERROR	1'234'567'890'123'456.
100 =	[00→0] [x] 100 [=]	ERROR	12.34567890123456
123456789012345600	[$\frac{ON}{C}$]		0.

5. Cálculo de subir o bajar precios

$200 + (P \times 20\%) = P$	200 [÷] 20 [MU]	250.
$P = \frac{200}{1 - 20\%} = 250$	[MU]	50.
$250 - 200 = 50$		
$125 - (P \times 20\%) = P$	125 [÷] 25 [+/-] [MU]	100.
$P = \frac{125}{1 + 25\%} = 100$	[MU]	25.
$125 - 100 = 25$		

6. Porcentaje Delta

$\frac{180 - 150}{150} \times 100\% = 20\%$	180 [-] 150 [MU]	20.
20%		

7. Cambio monetario

€ rate=32	32 [SET]	SET	32.
100 € = 3200	[€]	€ SET	32.
LOCAL	100 [LOCAL]	LOCAL	3'200.
	[€]	€	100.
75 LOCAL =	[$\frac{ON}{C}$] [SET] [LOCAL]	€ SET	32.
2.34375 €	75 [€]	€	2.34375
	[LOCAL]	LOCAL	75.

*** FONTE DE ALIMENTAÇÃO**

Português

CITIZEN modelo SDC-664S tem dupla fonte de alimentação de energia (energia solar e bateria de reserva), permitindo operar sob qualquer condição de iluminação.

-Função Auto power-off(desligamento automático)-

A calculadora desliga automaticamente, caso nenhum a tecla seja utilizada por aproximadamente 5 minutos.

-Troca de bateria-

Se for necessário trocar a bateria de reserva, remova a bateria usada, abrindo a tampa inferior e coloque uma bateria nova, observando a polaridade indicada.

*** ÍNDICE DE TECLAS**

Português

[$\frac{ON}{C}$] : Tecla para Ligar / Limpar Tudo. [CE] : Tecla para Limpar Entrada

[MU] : Tecla para Marca Preço para cima / baixo.

[00→0] : Tecla de mudança de dígito. [+ / -] : Tecla para mudar Sinal ±

[M+] : Tecla de mais da memória. [M-] : Tecla de menos da memória.


[MR] : Tecla da chamada da memória.

[MC] : Tecla para limpar a memória.

[SET] : Tecla para ajuste da taxa de câmbio

[$\frac{LOCAL}{C}$]: Tecla da moeda local / Para evocar a taxa de câmbio ao pressionar as teclas [SET] e [LOCAL]

[$\frac{STORE}{€}$] : Tecla de moeda universal /Para armazenar a taxa de câmbio ao pressionar as teclas [SET] e[€]


 Comutador para seleção de casa decimal

- F - Modalidade de decimal flutuante

- 0 - 2 - 3 - 4 - Modalidade de decimal fixo

- A - Modalidade ADICIONAR entra automaticamente a decimal monetária em cálculos de adição e subtração.

\uparrow 5/4 \downarrow Arredondamento para cima / Truncamento /

 Arredondamento para baixo

Os Sinais do Visor Significam o Seguinte:

MEMORY : Memória ERROR : Erro por transbordamento

-MINUS : Menos(ou negativo) SET : Ajuste da taxa de câmbio






LOCAL : Moeda Local € : Moeda universal

*** EXEMPLOS DE OPERAÇÃO**




Português

1.Exemplo de calculos





Antes de executar cada cálculo, pressione a tecla[$\frac{ON}{C}$].

Exemplo	Operação com a tecla	Visualização
\uparrow 5/4 \downarrow  1 x 2 x 3 = 6	[$\frac{ON}{C}$] 1 [x] 2 [x] 3 [=]	0. 6. 0.
 2 x 3 = 6	2 [x] 2 [CE] 3 [=]	6. 0.
 2 + 4 + 6 = 12	2 [+] 3 [+] 6 [$\frac{ON}{C}$]	0. 12.
1234 x 100 = 123,400	12345 [00→0]	1'234. 123'400.
5 x 3 ÷ 0.2 = 75	5 [x] 3 [÷] 0.2 [=]	75.
300 x 27% = 81	300 [x] 27 [%]	81.
$\frac{11.2}{56}$ x 100% = 20%	11.2 [÷] 56 [%]	20.
30 + (30 x 40%) = 42	30 [+] 40 [%]	42.
30 - (30 x 40%) = 18	30 [-] 40 [%]	18.
5 ⁴ = 625	5 [x] [=] [=] [=]	625.
$\sqrt{144}$ = 12	144 [√]	12.
 \$14.90 + \$0.35 - \$1.45 + \$12.05 = \$25.85	1490 [+] 35 [-] 145 [+] 1205 [=]	25.85
$\frac{1}{1 / 30} = 0.0333...$	30 [÷] [=]	0.03
 $\frac{1}{(2 \times 5 - 4)} = 0.166...$	2 [x] 5 [-] 4 [÷] [=]	0.16

2.Memória

\uparrow 5/4 \downarrow  (12 x 4) - (20 ÷ 2) = 38	[$\frac{ON}{C}$] 12 [x] 4 [M+] 20 [÷] 2 [M-]	0. MEMORY 10.
 [MR]		MEMORY 38.
 [MC] [CE]		0.




3.Constante

\uparrow 5/4 \downarrow  2 + 3 = 5	2 [+] 3 [=]	5.00
 4 + 3 = 7	4 [=]	7.00
 $3 \times 4.111 = 12.333$	3 [x] 4.111 [=]	12.34
 $3 \times 6 = 18$	6 [=]	18.00



4.Erro por transbordamento

1234567890123456 x 12345678901234567	ERROR	1'234'567'890'123'456.
100 =	[00→0] [x] 100 [=]	ERROR 12.34567890123456
123456789012345600	[$\frac{ON}{C}$]	0.




5. Cálculo para marcação de preço para cima & para baixo

\uparrow 5/4 \downarrow  200+(P x 20%)=P	200 [÷] 20 [MU]	250.
 P = $\frac{200}{1 - 20\%} = 250$	[MU]	50.
 250-200 = 50		
125-(P x 20%)=P	125 [÷] 25 [+/-] [MU]	100.
P = $\frac{125}{1 + 25\%} = 100$	[MU]	25.
125-100 = 25		

6.Porcento Delta

\uparrow 5/4 \downarrow  $\frac{180 - 150}{150} \times 100\% =$	180 [-] 150 [MU]	20.
 20%		

7. Câmbio de Moeda

\uparrow 5/4 \downarrow  € rate=32	32 [SET]	SET 32.
 100 € = 3200	[€]	€ SET 32.
LOCAL	100 [LOCAL]	LOCAL 3'200.
 75 LOCAL = 2.34375 €	[€] [$\frac{ON}{C}$] [SET] [LOCAL]	€ 100. € SET 32.
	75 [€]	€ 2.34375
	[LOCAL]	LOCAL 75.

*** STROMVERSORGUNG**

Deutsch

Das CITIZEN Modell SDC-664S wird durch 2 voneinander unabhängigen Energiequellen versorgt (Entweder durch eine sehr starke Solarzelle oder durch eine Batterie). Der Rechner arbeitet selbst unter schlechtesten Lichtbedingungen.

Ist der Rechner 5 Minuten nicht in Betrieb, schaltet er sich automatisch ab.

-Batteriewechsel-

Sollte die batterie gewechselt werden, entfernen Sie bitte die Schrauben vom unterteil und tauschen die alte gegen eine neue batterie aus. Beachten Sie, daß die batterie richtig, entsprechend der polarität, eingelegt wird.

*** ERKLÄRUNGEN VON SCHLUSSEL**

Deutsch

[$\frac{ON}{C}$] : An / Alles Löschen Taste. [CE] : Eingabe löschen
 [MU] : Preisangabe-oben/unten Taste [00→0] : Rechts schub taste.
 [+/-] : ±Vorzeicheneingabetaste. [M+] : Speicher Plus-Taste.
 [M-] : Speicher Minus-Taste. [MR] : Speicher Abruf-Taste
 [MC] : Speicher Löschen-Taste. [SET] : Wechselkurs-Einstellung

[$\frac{LOCAL}{C}$] : Lokales Währungssymbol / Zum Wiederaufruf des

Wechselkurses beim Drücken der [SET] und [LOCAL] Tasten

[$\frac{STORE}{€}$] : Universelles Währungssymbol /Zum Speichern des Wechselkurses beim Drücken der [SET] und [€] Tasten

A 0 2 3 4 F Schalter für Dezimalauswahlplatz
 - F - Gleitkomma-Modus
 - 0 - 2 - 3 - 4 - Festkomma-Modus
 - A - ADD-Modus gibt bei Additions- und Subtraktionsrechnungen automatisch das Dezimalkomma an.

\uparrow 5/4 \downarrow Aufrunden , Abrundenschalter

Die Zeichen in der Anzeige haben die folgende Bedeutung:

MEMORY : Speicher ERROR : Überflusfehler
 -MINUS : Minus(oder negativ) SET : Wechselkurs-Einstellung
 LOCAL : Heimische Währung € : Universelle Währung

*** BEISPIEL FÜR DEN bETRIEB**

Deutsch

1. Berechnungsbeispiele

Vor jeder Berechnung bitte die [$\frac{ON}{C}$] Taste drücken.

Beispiel	Tastenkombination	Anzeige
\uparrow 5/4 \downarrow 1 x 2 x 3 = 6	[$\frac{ON}{C}$] 1 [x] 2 [x] 3 [=]	0. 6. 0.
A 0 2 3 4 F 2 x 3 = 6	2 [x] 2 [CE] 3[=]	6.
2 + 4 + 6 = 12	2 [+] 3 [+] 6 [$\frac{ON}{C}$] 2 [+] 4 [+] 6 [=]	0. 12.
1234 x 100 = 123,400	12345 [00→0] [x] 100 [=]	1'234. 123'400.
5 x 3 ÷ 0.2 = 75	5 [x] 3 [÷] 0.2 [=]	75.
300 x 27% = 81	300 [x] 27 [%]	81.
$\frac{11.2}{56}$ x 100% = 20%	11.2 [÷] 56 [%]	20.
30 + (30 x 40%) = 42	30 [+] 40 [%]	42.
30 - (30 x 40%) = 18	30 [-] 40 [%]	18.
5 ⁴ = 625	5 [x] [=] [=] [=]	625.
$\sqrt{144}$ = 12	144 [$\sqrt{\quad}$]	12.
A 0 2 3 4 F \$14.90 + \$0.35 - \$1.45	1490 [+] 35 [-] 145 [+]	
+ \$12.05 = \$25.85	1205 [=]	25.85
\uparrow 5/4 \downarrow 1 / 30 = 0.0333....	30 [÷] [=]	0.03
A 0 2 3 4 F $\frac{1}{(2 \times 5 - 4)}$ = 0.166....	2 [x] 5 [-] 4 [÷] [=]	0.16

2. Speicher

\uparrow 5/4 \downarrow (12 x 4) - (20 ÷ 2)	[$\frac{ON}{C}$] 12 [x] 4 [M+] 20 [÷] 2 [M-]	0. MEMORY 10.
= 38	[MR]	MEMORY 38.
	[MC] [CE]	0.

3. Konstant

\uparrow 5/4 \downarrow 2 + 3 = 5	2 [+] 3 [=]	5.00
4 + 3 = 7	4 [=]	7.00
A 0 2 3 4 F $3 \times 4.111 = 12.333$	3 [x] 4.111 [=]	12.34
$3 \times 6 = 18$	6 [=]	18.00

4. Korrektur und Überlauffehler

1234567890123456 x	12345678901234567	ERROR	1'234'567'890'123'456.
100 =	[00→0] [x] 100 [=]	ERROR	12.34567890123456
123456789012345600	[$\frac{ON}{C}$]		0.

5. Preismarkierungen auf & abrundungsrechnung

\uparrow 5/4 \downarrow 200+(P x 20%)=P	200 [÷] 20 [MU]	250.
P = $\frac{200}{1-20\%} = 250$	[MU]	50.
A 0 2 3 4 F 250-200 = 50		
125-(P x 20%)=P	125 [÷] 25 [+/-] [MU]	100.
P = $\frac{125}{1+25\%} = 100$	[MU]	25.
125-100 = 25		

6. Delta Prozent

\uparrow 5/4 \downarrow $\frac{180-150}{150} \times 100\% =$	180 [-] 150 [MU]	20.
A 0 2 3 4 F 20%		

7. Währungswechsel

\uparrow 5/4 \downarrow € rate=32	32 [SET]	SET	32.
100 € = 3200	[€]	€ SET	32.
LOCAL	100 [LOCAL]	LOCAL	3'200.
A 0 2 3 4 F	[€]	€	100.
75 LOCAL =	[$\frac{ON}{C}$] [SET] [LOCAL]	€ SET	32.
2.34375 €	75 [€]	€	2.34375
	[LOCAL]	LOCAL	75.

* ALIMENTATION

Français

CITIZEN modèle SDC-664S à double alimentation (énergie solaire haute+pile de soutien d'alimentation) qui peut opérer sous n'importe conditions de lumière.

- Arrêt d'alimentation automatique -

L'alimentation de cette calculatrice se coupe automatiquement si laissée allumée et non utilisée pendant environ 5 minutes.

-Remplacement de pile-

Lorsque il faut remplacer la pile, enleve les vis de l'étui bas et remplacer la pile usée et insérer une nouvelle pile selon la polarité indiquée.

* SIGNIFICATION DES TOUCHES

Français

$\left[\frac{ON}{C}\right]$: Bouton de Mise en marche / d'Effacement Général.

[CE] : Touche d'annulation de l'Entrée

[MU] : Touche de hausse / baisse du Prix [00→0] : Touche de correction.

[+/-] : ± Touche de changement de Signe [M+] : Touche de mémoire plus

[M-] : Touche de mémoire moins [MR] : Rappeler la mémoire

[MC] : Effacer la mémoire

[SET] : Touche de mise en mémoire du taux de change

[LOCAL] : Touche Devise Locale / Pour rappeler le taux de change lors de

l'appui sur les touches [SET] et [LOCAL]

$\left[\frac{STORE}{\text{€}}\right]$: Touche Devise Universelle / Pour stocker le taux de change lors de l'appui sur les touches [SET] et [€]

A 0 2 3 4 F

— F —

- 0 - 2 - 3 - 4 -

- A -

Bouton de sélection d'emplacement de la Décimale

Mode de Décimale Flottante

Mode de Décimale Fixe

Le mode ADD entre automatiquement la décimale monétaire en mode de calculs d'addition et de soustraction

↑ 5/4 ↓

—

Bouton d'Arrondi supérieur / Arrondi / Arrondi inférieur

Les signes de l'affichage signifient ce qui suit:

MEMORY : Mémoire

ERROR : Erreur-Débordement

-MINUS : Moins(ou négatif)

SET : Réglage du taux de change

LOCAL : Monnaie nationale

€ : Devise universelle

* EXEMPLES D'OPÉRATIONS

Français

1.Exemples de calculs

Avant d'effectuer tout calcul, pressez sur la touche $\left[\frac{ON}{C}\right]$.

Exemple	Touche d'Opération	Affichage
$1 \times 2 \times 3 = 6$	$\left[\frac{ON}{C}\right]$ 1 [x] 2 [x] 3 [=]	0. 6. 0.
$2 \times 3 = 6$	2 [x] 2 [CE] 3[=]	6.
$2 + 4 + 6 = 12$	2 [+] 3 [+] 6 $\left[\frac{ON}{C}\right]$	0. 6. 12.
1234×100	12345 [00→0]	1'234.
$= 123,400$	[x] 100 [=]	123'400.
$5 \times 3 \div 0.2 = 75$	5 [x] 3 [÷] 0.2 [=]	75.
$300 \times 27\% = 81$	300 [x] 27 [%]	81.
$\frac{11.2}{56} \times 100\% = 20\%$	11.2 [÷] 56 [%]	20.
$30 + (30 \times 40\%) = 42$	30 [+] 40 [%]	42.
$30 - (30 \times 40\%) = 18$	30 [-] 40 [%]	18.
$5^4 = 625$	5 [x] [=] [=] [=]	625.
$\sqrt{144} = 12$	144 [√]	12.
$\$14.90 + \$0.35 - \$1.45 +$	1490 [+] 35 [-] 145 [+]	
$\$12.05 = \25.85	1205 [=]	25.85
$1 / 30 = 0.0333...$	30 [÷] [=]	0.03
$\frac{1}{(2 \times 5 - 4)} = 0.166...$	2 [x] 5 [-] 4 [÷] [=]	0.16

2.Calcul avec mémoire

$(12 \times 4) - (20 \div 2) =$	$\left[\frac{ON}{C}\right]$	0.
38	12 [x] 4 [M+] 20 [÷] 2 [M-]	MEMORY 10.
	[MR]	MEMORY 38.
	[MC] [CE]	0.

3.Constant Calcul

$2 + 3 = 5$	2 [+] 3 [=]	5.00
$4 + 3 = 7$	4 [=]	7.00
$3 \times 4.111 = 12.333$	3 [x] 4.111 [=]	12.34
$3 \times 6 = 18$	6 [=]	18.00

4.Correction et dépassement-erreur

1234567890123456 x	12345678901234567	ERROR	1'234'567'890'123'456.
100 =	[00→0] [x] 100 [=]	ERROR	12.34567890123456
123456789012345600	$\left[\frac{ON}{C}\right]$		0.

5. Calcul de la hausse et de la baisse du prix

$200 + (P \times 20\%) = P$	200 [÷] 20 [MU]	250.
$P = \frac{200}{1 - 20\%} = 250$	[MU]	50.
$250 - 200 = 50$		
$125 - (P \times 20\%) = P$	125 [÷] 25 [+/-] [MU]	100.
$P = \frac{125}{1 + 25\%} = 100$	[MU]	25.
$125 - 100 = 25$		

6.Pourcentage Delta

$\frac{180 - 150}{150} \times 100\% =$	180 [-] 150 [MU]	20.
20%		

7.CHANGE DE MONNAIE

€ rate=32	32 [SET]	SET	32.
100 € = 3200	[€]	€ SET	32.
LOCAL	100 [LOCAL]	LOCAL	3'200.
	[€]	€	100.
75 LOCAL =	$\left[\frac{ON}{C}\right]$ [SET] [LOCAL]	€ SET	32.
2.34375 €	75 [€]	€	2.34375
	[LOCAL]	LOCAL	75.

*** Alimentazione Elettrica**

Italiano

Il calcolatore CITIZEN model SDC-664S ha due risorse di potenza :
 energia solare e batteria di riserva e può funzionare sotto qualsiasi luce.
 -Spegnimento automatico-
 La calcolatrice si spegne automaticamente se non immettere nessun dato in circa 5 minuti.
 - Sostituzione della batteria -
 Nel caso che sia necessario sostituire la batteria,rimuovere il coperchio inferiore, togliere la batteria vecchia e inserire una nuova nel compartimento batteria.

*** Indice Tasti**

Italiano

[$\frac{ON}{C}$] : Acceso / Tasto cancella tutto. [CE] : Cancella immissione
 [MU] : Tasto rialzo/ribasso di prezzo. [00→0] : Correzione
 [+ / -] : ±Tasto cambio segno. [M+] : Memoria addizione.
 [M-] : Memoria sottrazione. [MR] : Tasto richiama memoria
 [MC] : Tasto cancella memoria
 [SET] : Tasto di impostazione dell'aliquota di scambio
 [LOCAL] : Chiave di valuta locale / Per richiamare il tasso del cambio quando si preme [SET] e [LOCAL]
 [STORE €] : Chiave di valuta universale / Per memorizzare il tipo di tasso di cambio quando si preme [SET] e [€]

A 0 2 3 4 F
 Scambio selezione della posizione del decimale
 - F - Modalità decimale mobile
 - 0 - 2 - 3 - 4 - Modalità decimale fissa
 - A - La modalità AGGIUNGI introduce automaticamente il decimale monetario nei calcoli di addizione e sottrazione
 ↑ 5/4 ↓
 arrotondare per eccesso / arrotondare / arrotondare per difetto

I simboli dello Schermo di visualizzazione significano:

MEMORY: Memoria ERROR: Errore di traboccamento aritmetico
 -MINUS : Meno(o negativo) SET: Impostazione dell'aliquota di scambio
 LOCAL : Moneta locale € : Valuta universale

*** Esempio di Operazione**

Italiano

1. Operazione del calcolo normale

Prima di effettuare ciascun calcolo, premere il tasto [$\frac{ON}{C}$].

Esempio	Operazione con il tasto	Visualizzazione
↑ 5/4 ↓ 1 x 2 x 3 = 6	[$\frac{ON}{C}$] 1 [x] 2 [x] 3 [=]	0. 6. 0.
A 0 2 3 4 F 2 x 3 = 6	2 [x] 2 [CE] 3 [=]	0.
2 + 4 + 6 = 12	2 [+] 3 [+] 6 [$\frac{ON}{C}$] 2 [+] 4 [+] 6 [=]	6. 12.
1234 x 100 = 123,400	12345 [00→0]	1'234. 123'400.
5 x 3 ÷ 0.2 = 75	[x] 100 [=]	75.
300 x 27% = 81	5 [x] 3 [=] 0.2 [=]	81.
$\frac{11.2}{56}$ x 100% = 20%	300 [x] 27 [%]	20.
30 + (30 x 40%) = 42	11.2 [=] 56 [%]	42.
30 - (30 x 40%) = 18	30 [+] 40 [%]	18.
5 ⁴ = 625	30 [-] 40 [%]	625.
$\sqrt{144}$ = 12	5 [x] [=] [=] [=]	12.
A 0 2 3 4 F \$14.90 + \$0.35 - \$1.45 + \$12.05 = \$25.85	144 [√]	25.85
↑ 5/4 ↓ 1 / 30 = 0.0333...	1490 [+] 35 [-] 145 [+] 1205 [=]	0.03
A 0 2 3 4 F $\frac{1}{(2 \times 5 - 4)}$ = 0.166...	1 / 30 [=]	0.16

2. Operazione del calcolo memoria

↑ 5/4 ↓ 38	(12 x 4) - (20 ÷ 2) = [$\frac{ON}{C}$] 12 [x] 4 [M+] 20 [=] 2 [M-]	0. MEMORY 10.
A 0 2 3 4 F	[MR]	MEMORY 38.
	[MC] [CE]	0.

3. Operazione del calcolo costante

↑ 5/4 ↓ 2 + 3 = 5	2 [+] 3 [=]	5.00
4 + 3 = 7	4 [=]	7.00
A 0 2 3 4 F $3 \times 4.111 = 12.333$	3 [x] 4.111 [=]	12.34
$3 \times 6 = 18$	6 [=]	18.00

4. Cancellazione della capacità di operazione superata

1234567890123456 x 12345678901234567	ERROR	1'234'567'890'123'456.
100 =	[00→0] [x] 100 [=]	ERROR 12.34567890123456
123456789012345600	[$\frac{ON}{C}$]	0.

5. Calcolo rialzo / Ribasso di prezzo

↑ 5/4 ↓ 200 + (P x 20%) = P	200 [=] 20 [MU]	250.
P = $\frac{200}{1 - 20\%} = 250$	[MU]	50.
A 0 2 3 4 F 250 - 200 = 50		
125 - (P x 20%) = P	125 [=] 25 [+/-] [MU]	100.
P = $\frac{125}{1 + 25\%} = 100$	[MU]	25.
125 - 100 = 25		

6. Percentuale Delta

↑ 5/4 ↓ $\frac{180 - 150}{150} \times 100\% =$	180 [-] 150 [MU]	20.
A 0 2 3 4 F 20%		

7. Cambio di valuta

↑ 5/4 ↓ € rate=32	32 [SET]	SET 32.
100 € = 3200	[€]	€ SET 320.
A 0 2 3 4 F LOCAL	100 [LOCAL]	LOCAL 3'200.
	[€]	€ 100.
75 LOCAL =	[$\frac{ON}{C}$] [SET] [LOCAL]	€ SET 32.
2.34375 €	75 [€]	€ 2.34375
	[LOCAL]	LOCAL 75.

*** Stroomvoorziening**


Nederlands


De CITIZEN SDC-664S calculator krijgt haar energie van twee soorten batterijen : zonne-energie en reserve energie. Zij kan onder alle soorten licht werken.
 -Automatische verbreking van de stroomvoorziening-
 Als de calculator gedurende 5 minuten niet gebruikt wordt, zal de Sstroomvoorziening automatisch verbroken worden.
 -Het verwisselen van de batterijen-
 Wanneer u de batterijvakje wilt verwisselen, moet u eerst het deksel van het batterijvakje openen en de oude batterijen verwijderen, en daarna de nieuwe batterijen in het vakje plaatsen.

*** Lijst van druktoetsen**

Nederlands

[$\frac{ON}{C}$]: Inschakelen / Alles wissen. [CE]: Invoer wissen
 [MU]: Toets voor afgeprijsde en verhoogde prijs [00→0]: Veranderen.
 [+/-]: ± Toets voor het veranderen van teken. [M+]: Geheugen optellen.
 [M-]: Geheugen aftrekken. [MR]: Toets voor het opvragen van geheugen
 [MC]: Toets voor het wissen van geheugen
 [SET]: Instelling van wisselkoers
 [LOCAL]: Lokale valutatoets/ Om de wisselkoers te herroepen wanneer op [SET] en de [LOCAL] toetsen wordt gedrukt.
 [$\frac{STORE}{€}$]: Universele valutatoets/ Om de wisselkoers op te slaan wanneer op [SET] en [€] wordt gedrukt.

 Schakelaar voor de selectie van de decimale plaatsen
 - F - Drijvende komma decimale modus
 - 0 - 2 - 3 - 4 - Vaste komma decimale modus
 - A - De optelmodus gaat automatisch over naar de monetaire decimale modus bij het optellen en aftrekken

 Schakelaar voor het naar boven / naar beneden afronden

De tekens op het beeldscherm hebben de volgende betekenis:



MEMORY : Geheugen ERROR : Overflow fout
 -MINUS : Min(of negatief) SET : Wisselkoers instelling
 LOCAL : Locale munteenheid € : Universele munteenheid

*** Voorbeelden van bediening bij gebruik**




Nederlands

1. Voorbeeldberekeningen





Alvorens met een berekening te beginnen, dient u op de [$\frac{ON}{C}$] toets te drukken.

Voorbeeld	Ingedrukte toetsen	Weergave op het scherm
 $1 \times 2 \times 3 = 6$	[$\frac{ON}{C}$] 1 [x] 2 [x] 3 [=]	0. 6.
 $2 \times 3 = 6$ $2 + 4 + 6 = 12$	[$\frac{ON}{C}$] 2 [x] 2 [CE] 3 [=] 2 [+] 3 [+] 6 [$\frac{ON}{C}$] 2 [+] 4 [+] 6 [=]	0. 6. 0. 12.
1234×100 $= 123,400$	12345 [00→0] [x] 100 [=]	1'234. 123'400.
$5 \times 3 \div 0.2 = 75$	5 [x] 3 [÷] 0.2 [=]	75.
$300 \times 27\% = 81$	300 [x] 27 [%]	81.
$\frac{11.2}{56} \times 100\% = 20\%$	11.2 [÷] 56 [%]	20.
$30 + (30 \times 40\%) = 42$	30 [+] 40 [%]	42.
$30 - (30 \times 40\%) = 18$	30 [-] 40 [%]	18.
$5^4 = 625$	5 [x] [=] [=] [=]	625.
$\sqrt{144} = 12$	144 [√]	12.
$\$14.90 + \$0.35 - \$1.45 +$ $\$12.05 = \25.85	1490 [+] 35 [-] 145 [+] 1205 [=]	25.85
$\frac{1}{30} = 0.0333...$	30 [÷] [=]	0.03
$\frac{1}{(2 \times 5 - 4)} = 0.166...$	2 [x] 5 [-] 4 [÷] [=]	0.16

2. Geheugenberekeningen

 $(12 \times 4) - (20 \div 2) = 38$	[$\frac{ON}{C}$] 12 [x] 4 [M+] 20 [÷] 2 [M-]	0. MEMORY 10
 [MR]		MEMORY 38
 [MC] [CE]		0.




3. Berekeningen met een constante

 $2 + 3 = 5$	2 [+] 3 [=]	5.00
 $4 + 3 = 7$	4 [=]	7.00
 $3 \times 4.111 = 12.333$	3 [x] 4.111 [=]	12.34
 $3 \times 6 = 18$	6 [=]	18.00



4. Het schrappen van ingetoetste getallen die de cberekeningcapaciteit overschrijden

1234567890123456 x 12345678901234567	ERROR	1'234'567'890'123'456.
100 =	[00→0] [x] 100 [=]	ERROR 12.34567890123456
123456789012345600	[$\frac{ON}{C}$]	0.





5. Berekening van de afgeprijsde of verhoogde prijs

 $200 + (P \times 20\%) = P$	200 [÷] 20 [MU]	250.
 $P = \frac{200}{1 - 20\%} = 250$	[MU]	50.
 $250 - 200 = 50$		
$125 - (P \times 20\%) = P$	125 [÷] 25 [+/-] [MU]	100.
$P = \frac{125}{1 + 25\%} = 100$	[MU]	25.
$125 - 100 = 25$		

6. Delta Procent

 $\frac{180 - 150}{150} \times 100\% = 20\%$	180 [-] 150 [MU]	20.
 20%		

7. Munteenheid converteren

 € rate=32	32 [SET]	SET	32.
 100 € = 3200	[€]	€ SET	32.
 LOCAL	100 [LOCAL]	LOCAL	3'200.
 75 LOCAL =	[€]	€	100.
2.34375 €	[$\frac{ON}{C}$] [SET] [LOCAL]	€ SET	32.
	75 [€]	€	2.34375
	[LOCAL]	LOCAL	75.

*** Strømforsyningen**

Danish

CITIZEN SDC-664S regnemaskine er forsynet af to typer batterier : Solceller og reservebatteriet, hvilken gør det muligt at bruge regnemaskinen med ethvert baggrundsllys.

-Stop strømforsyningen automatisk-

Lommeregneren slukker automatisk for strømmen, hvis der ikke har været trykket på en tast i ca. 5 minutter.


-Skift batteriet-


Når batteriet skal skiftes, åbner man låget nedeunder, tager batteriet ud, og sætter det nye batteri på plads.

*** Knappers indeks**

Danish

- [$\frac{ON}{C}$] : Tænd / slet alt. [CE] : Slet indtastning.
- [MU] : Prismærke op/ned [00→0] : Rettelse knap.
- [+ / -] : ±Skift fortegn [M+] : Addition hukommelse knap.
- [M-] : Subtraktion hukommelse knap. [MR] : Hent hukommelsen
- [MC] : Slet hukommelsen [SET] : Tast til indstilling af vekselkurs
- [LOCAL] : Lokal valuta tast /Til at hente valutakurs ved at trykke [SET] og [LOCAL] nøgler
- [$\frac{STORE}{€}$] : Universal valuta tast /Til at gemme valutakurs ved at trykke [SET] og [€] nøgler

-  Knap til valg af decimalplads
- F - Flydende decimaltaltilstand
- 0 - 2 - 3 - 4 - Fast decimaltaltilstand
- A - ADD-mode indtaster automatisk valutadecimale i additions- og subtraktionsberegninger

 Knap til rund op / rund af / rund ned

Tegnene på displayet har følgende betydning:






- MEMORY : Hukommelse ERROR : Overløbsfejl
- MINUS : Minus(eller negativ) SET : vekselkurs indstilling
- LOCAL : Lokal Valuta € : Universal valuta

*** Betjening eksempler**




Danish

1. Almindelig regningsoperation





Inden du udfører en beregning, skal du trykke på tasten [$\frac{ON}{C}$].

Eksempel	Tastebetjening	Vis
 1 x 2 x 3 = 6	[$\frac{ON}{C}$] 1 [x] 2 [x] 3 [=]	0. 6.
 2 x 3 = 6 2 + 4 + 6 = 12	[$\frac{ON}{C}$] 2 [x] 2 [CE] 3[=] 2 [+] 3 [+] 6 [$\frac{ON}{C}$] 2 [+] 4 [+] 6 [=]	0. 6. 0. 12.
1234 x 100 = 123,400	12345 [00→0] [x] 100 [=]	1'234. 123'400.
5 x 3 ÷ 0.2 = 75	5 [x] 3 [÷] 0.2 [=]	75.
300 x 27% = 81	300 [x] 27 [%]	81.
$\frac{11.2}{56} \times 100\% = 20\%$	11.2 [÷] 56 [%]	20.
30 + (30 x 40%) = 42	30 [+] 40 [%]	42.
30 - (30 x 40%) = 18	30 [-] 40 [%]	18.
5 ⁴ = 625	5 [x] [=] [=] [=]	625.
$\sqrt{144} = 12$	144 [√]	12.
 \$14.90 + \$0.35 - \$1.45 + \$12.05 = \$25.85	1490 [+] 35 [-] 145 [+] 1205 [=]	25.85
 1 / 30 = 0.0333....	30 [÷] [=]	0.03
 $\frac{1}{(2 \times 5 - 4)} = 0.166....$	2 [x] 5 [-] 4 [÷] [=]	0.16

2. Hukommelse regningsoperation

 (12 x 4) - (20 ÷ 2) = 38	[$\frac{ON}{C}$] 12 [x] 4 [M+] 20 [÷] 2 [M-]	0. 10.
 [MR]	[MR]	38.
 [MC] [CE]	[MC] [CE]	0.




3. Regningssystem for konstanter

 2 + 3 = 5	2 [+] 3 [=]	5.00
 4 + 3 = 7	4 [=]	7.00
 3 x 4.111 = 12.333	3 [x] 4.111 [=]	12.34
 3 x 6 = 18	6 [=]	18.00



4. Slet delen over regningskapaciteten

1234567890123456 x 12345678901234567	ERROR	1'234'567'890'123'456.
100 =	[00→0] [x] 100 [=]	ERROR 12.34567890123456
123456789012345600	[$\frac{ON}{C}$]	0.




5. Beregning med prismærke op & ned

 200+(P x 20%)=P	200 [÷] 20 [MU]	250.
 $P = \frac{200}{1-20\%} = 250$	[MU]	50.
 250-200 = 50		
125-(P x 20%)=P	125 [÷] 25 [+/-] [MU]	100.
$P = \frac{125}{1+25\%} = 100$	[MU]	25.
125-100 = 25		

6. Deltaprocent

 $\frac{180-150}{150} \times 100\% = 20\%$	180 [-] 150 [MU]	20.
 20%		

7. Vekselkurs

 € rate=32	32 [SET]	SET	32.
 100 € = 3200	[€]	€ SET	32.
LOCAL	100 [LOCAL]	LOCAL	3'200.
 [€]	[€]	€	100.
75 LOCAL =	[$\frac{ON}{C}$] [SET] [LOCAL]	€ SET	32.
2.34375 €	75 [€]	€	2.34375
	[LOCAL]	LOCAL	75.

*** СНАБЖЕНИЕ ЭНЕРГИЕЙ**

Русский

Модель CITIZEN SDC-664S имеет двойное питание (солнечные элементы +батарея) и способна работать при любом освещении.
 -Автоматическое отключение питания-
 Этот калькулятор обладает функцией автоматического отключения электропитания, благодаря чему питание отключается, если в течение 5 минут не производилось никаких операций на клавишах.
 -Замена элементов питания-
 Благодаря двойному питанию, батареи, устанавливаемые с обратной стороны устройства, работают длительное время. Если изображение на дисплее становится неясным, необходимо заменить батареи. Снимите крышку с нижнего отсека. Извлеките старые батареи и вставьте новые батареи, соблюдая полярность.

*** НАЗНАЧЕНИЕ КЛАВИШ**

Русский

[$\frac{ON}{C}$] : Включение питания / Сброс всех значений.
 [CE] : Сброс числа. [MU] : Рост/падение цены
 [00→0] : Клавиша «забой» (клавиша правки числа).
 [+ / -] : ±Перемена знака
 [M+] : Клавиша прибавления в регистр памяти.
 [M-] : Клавиша вычитания из регистра памяти. [MR] : Вызов числа из памяти
 [MC] : Сброс памяти [SET] : Установка обменного курса
 [LOCAL] : Клавиша Местная валюта /Вызов обменного курса при нажатии кнопок [SET] и [LOCAL]
 [$\frac{STORE}{€}$] : Клавиша «Универсальная валюта» /Вызов обменного курса при нажатии кнопок [SET] и [€]
 - F - Режим плавающей запятой
 - 0 - 2 - 3 - 4 - Режим фиксированной запятой
 - A - Режим ADD-автоматический ввод двух десятичных знаков при сложении и вычитании денежных сумм
 $\uparrow \frac{5/4}{\downarrow}$ Округление вверх / Округление / Округление вниз

Значение индикаторов экрана:
 MEMORY : Память ERROR : Ошибка переполнения
 -MINUS : Минус (или отрицательное число)
 SET : Установка обменного курса
 LOCAL: Местная валюта €:Универсальная валюта

*** ПРИМЕРЫ**

Русский

1.Примеры расчётов

Прежде чем начать вычисления, нажмите клавишу [$\frac{ON}{C}$]

Пример	Клавиши	Экран
$\uparrow \frac{5/4}{\downarrow}$ 1 x 2 x 3 = 6	[$\frac{ON}{C}$] 1 [x] 2 [x] 3 [=]	0. 6.
A 0 2 3 4 F 2 x 3 = 6	2 [x] 2 [CE] 3 [=]	0. 6.
2 + 4 + 6 = 12	2 [+] 3 [+] 6 [$\frac{ON}{C}$]	0. 12.
1234 x 100	12345 [00→0]	1'234.
= 123,400	[x] 100 [=]	123'400.
5 x 3 + 0.2 = 75	5 [x] 3 [+] 0.2 [=]	75.
300 x 27% = 81	300 [x] 27 [%]	81.
$\frac{11.2}{56}$ x 100% = 20%	11.2 [+] 56 [%]	20.
30 + (30 x 40%) = 42	30 [+] 40 [%]	42.
30 - (30 x 40%) = 18	30 [-] 40 [%]	18.
5 ⁴ = 625	5 [x] [=] [=] [=]	625.
$\sqrt{144}$ = 12	144 [√]	12.
A 0 2 3 4 F \$14.90 + \$0.35 - \$1.45 + \$12.05 = \$25.85	1490 [+] 35 [-] 145 [+] 1205 [=]	25.85
$\uparrow \frac{5/4}{\downarrow}$ 1 / 30 = 0.0333....	30 [+] [=]	0.03
A 0 2 3 4 F $\frac{1}{(2 \times 5 - 4)}$ = 0.166....	2 [x] 5 [-] 4 [+] [=]	0.16

2.Операции с памятью

$\uparrow \frac{5/4}{\downarrow}$ 38	(12 x 4) - (20 ÷ 2) = [$\frac{ON}{C}$]	0.
A 0 2 3 4 F	12 [x] 4 [M+] 20 [+] 2 [M-]	MEMORY 10.
	[MR]	MEMORY 38.
	[MC] [CE]	0.

3.Вычисления с константой

$\uparrow \frac{5/4}{\downarrow}$ 2 + 3 = 5	2 [+] 3 [=]	5.00
4 + 3 = 7	4 [=]	7.00
A 0 2 3 4 F $\underline{3}$ x 4.111 = 12.333	3 [x] 4.111 [=]	12.34
$\underline{3}$ x 6 = 18	6 [=]	18.00

4. Исправление ошибок и сброс ошибки при избытке числовых знаков

1234567890123456 x	12345678901234567	ERROR	1'234'567'890'123'456.
100 =	[00→0] [x] 100 [=]	ERROR	12.34567890123456
123456789012345600	[$\frac{ON}{C}$]		0.

5.РАСЧЕТ РОСТА И ПАДЕНИЯ ЦЕН

$\uparrow \frac{5/4}{\downarrow}$ 200+(P x 20%)=P	200 [+] 20 [MU]	250.
P = $\frac{200}{1-20\%}$ = 250	[MU]	50.
A 0 2 3 4 F 250-200 = 50		
125-(P x 20%)=P	125 [+] 25 [+/-] [MU]	100.
P = $\frac{125}{1+25\%}$ = 100	[MU]	25.
125-100 = 25		

6.ПРИРОСТ ПРОЦЕНТОВ

$\uparrow \frac{5/4}{\downarrow}$ $\frac{180-150}{150}$ x 100% =	180 [-] 150 [MU]	20.
A 0 2 3 4 F 20%		

7. Обмен валют

$\uparrow \frac{5/4}{\downarrow}$ € rate=32	32 [SET]	SET	32.
100 € = 3200	[€]	€ SET	32.
LOCAL	100 [LOCAL]	LOCAL	3'200.
A 0 2 3 4 F	[€]	€	100.
75 LOCAL =	[$\frac{ON}{C}$] [SET] [LOCAL]	€ SET	32.
2.34375 €	75 [€]	€	2.34375
	[LOCAL]	LOCAL	75.

*** ZASILANIE**

Polish

Kalkulator CITIZEN, model SDC-664S jest zasilany podwójnie (bateria słoneczna + bateria zwykła) Kalkulator pracuje w każdych warunkach oświetlenia.

-Funkcja automatycznego wyłączenia-

Kalkulator wyłącza się automatycznie w przypadku jeśli żaden z przycisków nie zostanie naciśnięty w ciągu 5 minut.

-Wymiana baterii-

Jeśli konieczna jest wymiana baterii należy otworzyć dolną uwagę na odpowiednią polaryzację.pokrywe, usunąć stare baterie i włożyć nowe zwracając.

*** OPIS KLAWISZY**

Polish

$\left[\frac{ON}{C} \right]$: Zasilanie /Kasowanie zawartości pamięci . $[CE]$: Kasowanie liczby

$[MU]$: Przyrost/obniżka cen.

$[00 \rightarrow 0]$: Klawisz powrotu

$[+ / -]$: \pm Zmiana znaku

$[M+]$: Przycisk wprowadzenia do pamięci ze znakiem plus

$[M-]$: Przycisk wprowadzenia do pamięci ze znakiem minus

$[MR]$: Klawisz MR (Klawisz wywołania z pamięci)

$[MC]$: Klawisz MC (Klawisz kasowania pamięci) $[SET]$: Kurs wymiany

$[LOCAL]$: Klawisz waluty lokalnej/Aby przywołać kurs wymiany walut,

wciśnij klawisz $[SET]$ i $[LOCAL]$

$\left[\frac{STORE}{\text{€}} \right]$: Klawisz walut światowych/

Aby zgromadzić kurs wymiany walut, wciśnij klawisz $[SET]$ i $\left[\frac{€}{\text{€}} \right]$

$A \ 0 \ 2 \ 3 \ 4 \ F$

$\left[\frac{ON}{C} \right]$

Przełącznik liczby miejsc po przecinku

- F -

Tryb zmiennej liczby miejsc po przecinku

- 0 - 2 - 3 - 4 -

Tryb stałej liczby miejsc po przecinku

- A -

Tryb ADD-Automatycznie wstawianie dwóch znaków po przecinku dziesiętnym pod czas dodawania lub odejmowania sum pieniężnych

$\uparrow \ 5/4 \ \downarrow$

$\left[\frac{ON}{C} \right]$

Zaokrąglenie w dół / Zaokrąglenie w górę / Przełącznik trybu zaokrąglenia

Znaczenie wskaźników wyświetlacza:

MEMORY : Pamięć

ERROR : Błąd przepełnienia

-MINUS : Minus (lub liczba ujemna)

SET : Ustawienia kursu wymiany walut

LOCAL : Waluta miejscowa

$\left[\frac{€}{\text{€}} \right]$: Waluta uniwersalna

*** PRZYKŁADY DZIAŁAŃ**

Polish

1.Przykładowe obliczeń

Zanim rozpoczniesz obliczenia, naciśnij klawisz $\left[\frac{ON}{C} \right]$.

Przykład	Klawisze	Ekran
$\uparrow \ 5/4 \ \downarrow$ $\left[\frac{ON}{C} \right]$ 1 x 2 x 3 = 6	$\left[\frac{ON}{C} \right]$ 1 [x] 2 [x] 3 [=]	0.
$A \ 0 \ 2 \ 3 \ 4 \ F$ $\left[\frac{ON}{C} \right]$ 2 x 3 = 6	$\left[\frac{ON}{C} \right]$ 2 [x] 2 [CE] 3[=]	0.
$\left[\frac{ON}{C} \right]$ 2 + 4 + 6 = 12	2 [+] 3 [+] 6 $\left[\frac{ON}{C} \right]$	0.
	2 [+] 4 [+] 6 [=]	12.
1234 x 100	12345 [00→0]	1'234.
= 123,400	[x] 100 [=]	123'400.
5 x 3 + 0.2 = 75	5 [x] 3 [+] 0.2 [=]	75.
300 x 27% = 81	300 [x] 27 [%]	81.
$\frac{11.2}{56} \times 100\% = 20\%$	11.2 [+] 56 [%]	20.
30 + (30 x 40%) = 42	30 [+] 40 [%]	42.
30 - (30 x 40%) = 18	30 [-] 40 [%]	18.
5 ⁴ = 625	5 [x] [=] [=] [=]	625.
$\sqrt{144} = 12$	144 [$\sqrt{\quad}$]	12.
$\$14.90 + \$0.35 - \$1.45 +$	1490 [+] 35 [-] 145 [+]	
$\$12.05 = \25.85	1205 [=]	25.85
$\uparrow \ 5/4 \ \downarrow$ $\left[\frac{ON}{C} \right]$ 1 / 30 = 0.0333....	30 [+] [=]	0.03
$A \ 0 \ 2 \ 3 \ 4 \ F$ $\left[\frac{ON}{C} \right]$ $\frac{1}{(2 \times 5 - 4)} = 0.166....$	2 [x] 5 [-] 4 [+] [=]	0.16

2.Obliczenia z wykorzystaniem pamięci

$\uparrow \ 5/4 \ \downarrow$ $\left[\frac{ON}{C} \right]$ 38	(12 x 4) - (20 + 2) = $\left[\frac{ON}{C} \right]$	0.
$A \ 0 \ 2 \ 3 \ 4 \ F$ $\left[\frac{ON}{C} \right]$	12 [x] 4 [M+] 20 [+] 2 [M-]	MEMORY 10.
	[MR]	MEMORY 38.
	[MC] [CE]	0.

3.Stala

$\uparrow \ 5/4 \ \downarrow$ $\left[\frac{ON}{C} \right]$ 2 + 3 = 5	2 [+] 3 [=]	5.00
$\left[\frac{ON}{C} \right]$ 4 + 3 = 7	4 [=]	7.00
$A \ 0 \ 2 \ 3 \ 4 \ F$ $\left[\frac{ON}{C} \right]$ $\frac{3}{3} \times 4.111 = 12.333$	3 [x] 4.111 [=]	12.34
$\left[\frac{ON}{C} \right]$ $\frac{3}{3} \times 6 = 18$	6 [=]	18.00

4. Przepełnienie pamięci

1234567890123456 x	12345678901234567	ERROR	1'234'567'890'123'456.
100 =	[00→0] [x] 100 [=]	ERROR	12.34567890123456
123456789012345600	$\left[\frac{ON}{C} \right]$		0.

5. Przyrost i obniżka cen

$\uparrow \ 5/4 \ \downarrow$ $\left[\frac{ON}{C} \right]$ 200+(P x 20%)=P	200 [+] 20 [MU]	250.
$\left[\frac{ON}{C} \right]$ $P = \frac{200}{1-20\%} = 250$	[MU]	50.
$A \ 0 \ 2 \ 3 \ 4 \ F$ $\left[\frac{ON}{C} \right]$ 250-200 = 50		
$\uparrow \ 5/4 \ \downarrow$ $\left[\frac{ON}{C} \right]$ 125-(P x 20%)=P	125 [+] 25 [+/-] [MU]	100.
$\left[\frac{ON}{C} \right]$ $P = \frac{125}{1+25\%} = 100$	[MU]	25.
125-100 = 25		

6.Przyrost Odsetek

$\uparrow \ 5/4 \ \downarrow$ $\left[\frac{ON}{C} \right]$ $\frac{180-150}{150} \times 100\% =$	180 [-] 150 [MU]	20.
$\left[\frac{ON}{C} \right]$ 20%		

7. Zamiana waluty

$\uparrow \ 5/4 \ \downarrow$ $\left[\frac{ON}{C} \right]$ € rate=32	32 [SET]	SET	32.
$\left[\frac{ON}{C} \right]$ 100 € = 3200	[€]	€ SET	32.
LOCAL	100 [LOCAL]	LOCAL	3'200.
$A \ 0 \ 2 \ 3 \ 4 \ F$ $\left[\frac{ON}{C} \right]$ 75 LOCAL =	[€]	€	100.
$\left[\frac{ON}{C} \right]$ 2.34375 €	$\left[\frac{ON}{C} \right]$ [SET] [LOCAL]	€ SET	32.
	75 [€]	€	2.34375
	[LOCAL]	LOCAL	75.

* تزايد الطاقة لغة عربية

إن موديل CITIZEN SDC-664S هي آلة حاسبة ثنائية الطاقة (الطاقة الشمسية عالية القوة + بطارية احتياطية) وتعمل تحت أية ظروف ضوئية. وظيفة إيقاف الطاقة التلقائي-

تقوم هذه الآلة الحاسبة بإيقاف نفسها تلقائياً إذا لم يحدث إدخال مفتاح لحوالي 5 دقائق.

تغيير البطارية-

إذا كانت البطارية الاحتياطية بحاجة إلى تغيير، قم بفتح الغطاء السفلي لإزالة البطارية القديمة وإدخال بطارية جديدة بحسب القطبية المشار إليها.

* فهرس المفاتيح لغة عربية

[ON/C] : مفتاح حذف الكل/ تشغيل الطاقة.
[MU] : مفتاح تعليم السعر إلى الأعلى/ الأسفل.
[+ / -] : مفتاح تغيير الإشارة
[M+] : مفتاح الإضافة على الذاكرة
[M-] : مفتاح الطرح من الذاكرة.
[MC] : مفتاح حذف الذاكرة.
[SET] : مفتاح إعداد سعر الصرف.
[LOCAL] : مفتاح العملة المحلي/
لاستدعاء سعر الصرف عند الضغط على مفاتيح [SET] و [LOCAL]
[€] : مفتاح العملة العالمي/
لتخزين سعر الصرف عند الضغط على مفاتيح [SET] و [€]

مفتاح تحديد المنزلة العشرية
نمط المنزلة العائمة
نمط المنزلة الثابتة
يقوم نمط الإضافة تلقائياً بإدخال المنزلة النقدية في حسابات الجمع والطرح
مفتاح التدوير / إنهاء التدوير / التدوير إلى الأسفل
علامات شاشة العرض تعني ماليي:
MEMORY : الذاكرة
SET : إعداد سعر الصرف.
LOCAL : العملة المحلية
€ : العملة العالمية

* أمثلة على العمليات لغة عربية

العرض	عملية المفاتيح	المثال
0.	[ON/C]	$1 \times 2 \times 3 = 6$
6.	$1 [x] 2 [x] 3 [=]$	
0.	[ON/C]	
6.	$2 [x] 2 [CE] 3 [=]$	$2 \times 3 = 6$
0.	$2 [+] 3 [+] 6 [-ON/C]$	$2 + 4 + 6 = 12$
12.	$2 [+] 4 [+] 6 [=]$	
1'234.	12345 [00→0]	1234 x 100
123'400.	[x] 100 [=]	= 123,400
75.	$5 [x] 3 [+] 0.2 [=]$	$5 \times 3 \div 0.2 = 75$
81.	$300 [x] 27 [\%]$	$300 \times 27\% = 81$
20.	$11.2 [+] 56 [\%]$	$\frac{11.2}{56} \times 100\% = 20\%$
42.	$30 [+] 40 [\%]$	$30 + (30 \times 40\%) = 42$
18.	$30 [-] 40 [\%]$	$30 - (30 \times 40\%) = 18$
625.	$5 [x] [=] [=] [=]$	$5^4 = 625$
12.	$144 [\sqrt{ }]$	$\sqrt{144} = 12$
25.85	$1490 [+] 35 [-] 145 [+]$	$\$14.90 + \$0.35 - \$1.45$
0.03	$1205 [=]$	$+ \$12.05 = \25.85
0.16	$30 [+] [=]$	$1 / 30 = 0.0333....$
	$2 [x] 5 [-] 4 [+] [=]$	$\frac{1}{(2 \times 5 - 4)} = 0.166....$
0.	[ON/C]	$(12 \times 4) - (20 \div 2)$
10.	$12 [x] 4 [M+] 20 [+] 2 [M-]$	$= 38$
38.	[MR]	
0.	[MC] [CE]	
5.00	$2 [+] 3 [=]$	$2 + 3 = 5$
7.00	$4 [=]$	$4 + 3 = 7$
12.34	$3 [x] 4.111 [=]$	$3 \times 4.111 = 12.333$
18.00	$6 [=]$	$3 \times 6 = 18$
		4. حذف خطأ التدفق الزائد
		1234567890123456 x 12345678901234567 ERROR 1'234'567'890'123'456.
		100 = [00→0] [x] 100 [=] ERROR 12.34567890123456
		123456789012345600 [-ON/C] 0.
		5. حساب تعليم السعر إلى الأعلى والأسفل
250.	$200 [+] 20 [MU]$	$200 + (P \times 20\%) = P$
50.	[MU]	$P = \frac{200}{1 - 20\%} = 250$
100.	$125 [+] 25 [+/-] [MU]$	$250 - 200 = 50$
25.	[MU]	$125 - (P \times 20\%) = P$
		$P = \frac{125}{1 + 25\%} = 100$
		$125 - 100 = 25$
20.	$180 [-] 150 [MU]$	$\frac{180 - 150}{150} \times 100\% =$
		20%
		7. مفتاح صرف العملة
32.	SET	€ rate=32
32.	€ SET	100 € = 3200
3'200.	LOCAL	LOCAL
100.	€	75 LOCAL =
32.	€ SET	2.34375 €
2.34375	€	
75.	LOCAL	

*** Sumber tenaga listerik**

Bahasa Indonesia

Calculator CITIZEN model SDC-664S mendapat listerik dari dua macam baterai : tenaga matahari dan tenaga simpanan, sehingga calculator ini bisa bekerja dibawah segala macam sinar.

-Sumber tenaga bisa bekerja dan tutup secara otomatis-

Jikalau dalam kira2 5 menit calculator tidak bekerja maka sumber tenaga akan berhenti bekerja otomatis.

-Cara mengganti baterai-

Jikalau baterai perlu diganti, anda harus membuka dulu kotak baterai dan mengeluarkan baterai lama. Sesudah itu anda baru bisa memasukkan baterai yang baru didalam kotak itu.

*** Daftar fungsi tuts**

Bahasa Indonesia

[$\frac{ON}{C}$] : Tombol Power On / Hapus Semua [CE] : Tombol Power On
 [MU] : Tombol Mark-up/down harga [00→0] : Koreksi.
 [+ / -] : ±Tombol pengubah tanda [M+] : Memory penambahan
 [M-] : Memory pengurangan. [MR] : Tombol Pemanggil Memori
 [MC] : Tombol Penghapus Memori [SET] : Tombol penyetel tarif pertukaran
 [LOCAL] : Tombol mata uang lokal /
 Untuk nilai tukar uang, tekan tombol [SET] dan [LOCAL]
 [$\frac{STORE}{€}$] : Tombol mata uang universal /
 Untuk menyimpan nilai tukar uang, tekan tombol [SET] dan [€]

A 0 2 3 4 F
 Switch pemilihan jumlah desimal
 - F - Mode desimal mengambang
 - 0 - 2 - 3 - 4 - Mode desimal tetap
 - A - Mode ADD secara otomatis akan memasukkan desimal keuangan pada operasi perhitungan penambahan dan pengurangan
 \uparrow 5/4 \downarrow Switch untuk pembulatan ke atas / pembulatan ke bentuk yang lebih sederhana / pembulatan ke bawah

Arti dari Tanda-tanda yang Muncul di Layar:

MEMORY : Memori ERROR : Kesalahan Overflow
 - MINUS : Minus(atau negatif) SET : Setelan kurs nilai tukar
 LOCAL : Kurs lokal mata uang € : Pertukaran mata uang Universal

*** Contoh cara pakai**

Bahasa Indonesia

1. Cara kalkulasi biasa

Sebelum melakukan setiap perhitungan, tekanlah dahulu tombol [$\frac{ON}{C}$].

Contoh	Operasi Tombol	Tampilan di Layar
\uparrow 5/4 \downarrow 1 x 2 x 3 = 6	[$\frac{ON}{C}$] 1 [x] 2 [x] 3 [=]	0. 6. 0.
A 0 2 3 4 F 2 x 3 = 6 2 + 4 + 6 = 12	2 [x] 2 [CE] 3[=] 2 [+] 3 [+] 6 [$\frac{ON}{C}$]	6. 0. 12.
1234 x 100 = 123,400	12345 [00→0]	1'234.
5 x 3 ÷ 0.2 = 75	[x] 100 [=]	123'400.
300 x 27% = 81	5 [x] 3 [÷] 0.2 [=]	75.
$\frac{11.2}{56}$ x 100% = 20%	300 [x] 27 [%]	81.
30 + (30 x 40%) = 42	11.2 [÷] 56 [%]	20.
30 - (30 x 40%) = 18	30 [+] 40 [%]	42.
5 ⁴ = 625	30 [-] 40 [%]	18.
$\sqrt{144} = 12$	5 [x] [=] [=] [=]	625.
A 0 2 3 4 F \$14.90 + \$0.35 - \$1.45 +	144 [√]	12.
\$12.05 = \$25.85		
\uparrow 5/4 \downarrow 1 / 30 = 0.0333....	1490 [+] 35 [-] 145 [+]	25.85
A 0 2 3 4 F $\frac{1}{(2 \times 5 - 4)} = 0.166...$	1205 [=]	0.03
	30 [÷] [=]	0.03
	2 [x] 5 [-] 4 [÷] [=]	0.16

2. Cara melakukan kalkulasi dengan memory

\uparrow 5/4 \downarrow 38	(12 x 4) - (20 ÷ 2) = [$\frac{ON}{C}$]	0.
A 0 2 3 4 F	12 [x] 4 [M+] 20 [÷] 2 [M-]	MEMORY 10.
	[MR]	MEMORY 38.
	[MC] [CE]	0.

3. Cara kalkulasi dengan bilangan konstan

\uparrow 5/4 \downarrow 2 + 3 = 5	2 [+] 3 [=]	5.00
4 + 3 = 7	4 [=]	7.00
A 0 2 3 4 F $3 \times 4.111 = 12.333$	3 [x] 4.111 [=]	12.34
$3 \times 6 = 18$	6 [=]	18.00

4. Penghapusan kalkulasi yang melewati

1234567890123456 x	12345678901234567	ERROR	1'234'567'890'123'456.
100 =	[00→0] [x] 100 [=]	ERROR	12.34567890123456
123456789012345600	[$\frac{ON}{C}$]		0.

5. Perhitungan mark-up & down harga

\uparrow 5/4 \downarrow 200 + (P x 20%) = P	200 [÷] 20 [MU]	250.
P = $\frac{200}{1 - 20\%} = 250$	[MU]	50.
A 0 2 3 4 F 250 - 200 = 50		
125 - (P x 20%) = P	125 [÷] 25 [+/-] [MU]	100.
P = $\frac{125}{1 + 25\%} = 100$	[MU]	25.
125 - 100 = 25		

6. Persen Delta

\uparrow 5/4 \downarrow $\frac{180 - 150}{150} \times 100\% =$	180 [-] 150 [MU]	20.
A 0 2 3 4 F 20%		

7. Nilai Tukar Uang

\uparrow 5/4 \downarrow € rate = 32	32 [SET]	SET	32.
100 € = 3200	[€]	€ SET	32.
LOCAL	100 [LOCAL]	LOCAL	3'200.
	[€]	€	100.
75 LOCAL =	[$\frac{ON}{C}$] [SET] [LOCAL]	€ SET	32.
2.34375 €	75 [€]	€	2.34375
	[LOCAL]	LOCAL	75.

* 电源

中文

CITIZEN SDC-664S 是双重电池计算器(太阳能与电池供电),可以在任何光线下操作。

-自动关闭电源-

如果在五分钟左右不进行任何操作,计算器的电源将会自动关闭。

-电池更换-

如果需要更换电池,打开下盖取出旧电池,将新电池放在电池槽中。

* 按键索引

中文

$\left[\frac{ON}{C} \right]$: 开机/全部清除键

[CE]: 清除输入键

[MU]: 标价/降价

[00→0]: 末位删除键

[+/-]: 正负号改变键

[M+]: 加法记忆键

[M-]: 减法记忆键

[MR]: 显示记忆内容键

[MC]: 清除记忆内容键

[SET]: 汇率设定键

$\left[\frac{LOCAL}{\text{RECALL}} \right]$: 当地货币/ 当按 [SET] 和 $\left[\frac{LOCAL}{\text{RECALL}} \right]$ 键时,检索汇率

$\left[\frac{STORE}{\text{€}} \right]$: 通用货币/ 当按 [SET] 和 $\left[\frac{STORE}{\text{€}} \right]$ 键时,储存汇率

$\left[\frac{A0234F}{\text{0.0000}} \right]$ 小数字设定开关

-F- 浮点小数模式

-0-2-3-4- 固定小数字模式

-A- 加位模式 自动在加法与减法计算中加入货币小数点

$\left[\frac{\uparrow 5/4 \downarrow}{\text{0.0000}} \right]$ 无条件进位/四舍五入/无条件舍去 开关

显示屏各标志之意义:

MEMORY: 记忆加载

ERROR: 溢位 / 错误

-MINUS: 负号

SET: 汇率设定

LOCAL: 当地货币

€: 通用货币

* 操作范例

中文

1. 一般计算操作

在执行计算前,先按 $\left[\frac{ON}{C} \right]$ 键。

范例	按键操作	显示
$\left[\frac{\uparrow 5/4 \downarrow}{\text{0.0000}} \right]$ $1 \times 2 \times 3 = 6$	$\left[\frac{ON}{C} \right]$ 1 [x] 2 [x] 3 [=] $\left[\frac{ON}{C} \right]$	0. 6. 0.
$\left[\frac{A0234F}{\text{0.0000}} \right]$ $2 \times 3 = 6$ $2 + 4 + 6 = 12$	2 [x] 2 [CE] 3 [=] 2 [+] 3 [+] 6 $\left[\frac{ON}{C} \right]$ 2 [+] 4 [+] 6 [=]	6. 0. 6. 0. 12.
1234×100 $= 123,400$	12345 [00→0]	1'234.
$5 \times 3 \div 0.2 = 75$	[x] 100 [=]	123'400.
$300 \times 27\% = 81$	5 [x] 3 [÷] 0.2 [=]	75.
$\frac{11.2}{56} \times 100\% = 20\%$	300 [x] 27 [%]	81.
$30 + (30 \times 40\%) = 42$	11.2 [÷] 56 [%]	20.
$30 - (30 \times 40\%) = 18$	30 [+] 40 [%]	42.
$5^4 = 625$	30 [-] 40 [%]	18.
$\sqrt{144} = 12$	5 [x] [=] [=] [=]	625.
$\left[\frac{A0234F}{\text{0.0000}} \right]$ \$14.90 + \$0.35 - \$1.45	144 [√]	12.
$+ \$12.05 = \25.85	1490 [+] 35 [-] 145 [+]	25.85
$\left[\frac{\uparrow 5/4 \downarrow}{\text{0.0000}} \right]$ 1 / 30 = 0.0333....	1205 [=]	0.03
$\left[\frac{A0234F}{\text{0.0000}} \right]$ $\frac{1}{(2 \times 5 - 4)} = 0.166....$	30 [÷] [=]	0.16

2. 记忆计算的操作

$\left[\frac{\uparrow 5/4 \downarrow}{\text{0.0000}} \right]$ (12 x 4) - (20 ÷ 2)	$\left[\frac{ON}{C} \right]$	0.
$= 38$	12 [x] 4 [M+] 20 [÷] 2 [M-]	MEMORY 10.
$\left[\frac{A0234F}{\text{0.0000}} \right]$	[MR]	MEMORY 38.
	[MC] [CE]	0.

3. 常数计算

$\left[\frac{\uparrow 5/4 \downarrow}{\text{0.0000}} \right]$ 2 + 3 = 5	2 [+] 3 [=]	5.00
$4 + 3 = 7$	4 [=]	7.00
$\left[\frac{A0234F}{\text{0.0000}} \right]$ $3 \times 4.111 = 12.333$	3 [x] 4.111 [=]	12.34
$3 \times 6 = 18$	6 [=]	18.00

4. 超出运算容量的消除

1234567890123456 x	12345678901234567	ERROR	1'234'567'890'123'456.
100 =	[00→0] [x] 100 [=]	ERROR	12.34567890123456
123456789012345600	$\left[\frac{ON}{C} \right]$		0.

5. 标价&降价计算

$\left[\frac{\uparrow 5/4 \downarrow}{\text{0.0000}} \right]$ 200+(P x 20%)=P	200 [x] 20 [MU]	250.
$P = \frac{200}{1-20\%} = 250$	[MU]	50.
$\left[\frac{A0234F}{\text{0.0000}} \right]$ 250-200 = 50		
$125-(P \times 20\%)=P$	125 [÷] 25 [MU]	100.
$P = \frac{125}{1+25\%} = 100$	[MU]	25.
125-100 = 25		

6. 差值百分比

$\left[\frac{\uparrow 5/4 \downarrow}{\text{0.0000}} \right]$ $\frac{180-150}{150} \times 100\% =$	180 [-] 150 [MU]	20.
$\left[\frac{A0234F}{\text{0.0000}} \right]$ 20%		

7. 货币转换

$\left[\frac{\uparrow 5/4 \downarrow}{\text{0.0000}} \right]$ € rate=32	32 [SET]	SET	32.
$100 \text{ €} = 3200$	[€]	€ SET	32.
LOCAL	100 [LOCAL]	LOCAL	3'200.
	[€]	€	100.
$\left[\frac{A0234F}{\text{0.0000}} \right]$ 75 LOCAL =	$\left[\frac{ON}{C} \right]$ [SET] [LOCAL]	€ SET	32.
2.34375 €	75 [€]	€	2.34375
	[LOCAL]	LOCAL	75.

*** ΤΡΟΦΟΔΟΣΙΑ**

Ελληνικά

Το CITIZEN SDC-664S είναι μια αριθμομηχανή με διπλή τροφοδοσία (ηλιακή ενέργεια υψηλής ισχύος + εφεδρική μπαταρία), η οποία λειτουργεί κάτω από οποιαδήποτε συνθήκες φωτισμού.
 -Λειτουργία αυτόματου κλεισίματος-
 Η αριθμομηχανή κλείνει αυτόματα εάν δεν έχει υπάρξει καμία πληκτρολόγηση για 5 περίπου λεπτά.
 -Αλλαγή μπαταρίας-
 Εάν χρειαστεί να αλλαχτεί η εφεδρική μπαταρία, ανοίξτε το κάτω περίβλημα για να αφαιρέσετε την παλιά μπαταρία και να εισάγετε μια νέα μπαταρία με την υποδεικνυόμενη πολικότητα.



*** ΕΥΡΕΤΗΡΙΟ ΠΛΗΚΤΡΩΝ**

Ελληνικά

[$\frac{ON}{C}$]: Πλήκτρο ανοίγματος / διαγραφής [CE]: Πλήκτρο διαγραφής πληκτρολόγησης
 [MU]: Πλήκτρο αύξησης/μείωσης τιμής [00→0]: Πλήκτρο μετατόπισης προς τα πίσω
 [+ / -]: Πλήκτρο αλλαγής προσήμου ± [M+]: Πλήκτρο μνήμης συν
 [M-]: Πλήκτρο μνήμης πλην [MR]: Πλήκτρο ανάκλησης μνήμης
 [MC]: Πλήκτρο διαγραφής μνήμης [SET]: Πλήκτρο ρύθμισης συναλλαγματικής ισοτιμίας
 [LOCAL]: Πλήκτρο τοπικού νομίσματος /Για επαναφορά της συναλλαγματικής ισοτιμίας όταν

πιέζονται τα πλήκτρα [SET] και [LOCAL]

[$\frac{STORE}{€}$]: Πλήκτρο διεθνούς νομίσματος /Για αποθήκευση της συναλλαγματικής ισοτιμίας όταν πιέζονται τα πλήκτρα [SET] και [€]

 Διακόπτης επιλογής θέσης υποδιαστολής
 - F - Λειτουργία μεταβλητού αριθμού δεκαδικών
 - 0 - 2 - 3 - 4 - Λειτουργία σταθερού αριθμού δεκαδικών
 - A - Η λειτουργία προσθήκης εισάγει αυτόματα το νομισματικό δεκαδικό στις πράξεις πρόσθεσης και αφαιρέσεως
 Διακόπτης στρογγυλοποίησης / στρογγυλοποίησης προς τα επάνω / στρογγυλοποίησης / στρογγυλοποίησης προς τα κάτω

Οι ενδείξεις της οθόνης σημαίνουν τα εξής:






MEMORY : μνήμη. ERROR : Σφάλμα υπερχείλισης
 -MINUS : Πλην (ή αρνητικό) SET: Ρύθμιση συναλλαγματικής ισοτιμίας
 LOCAL : Τοπικό νόμισμα € : Καθολικό νόμισμα

*** ΠΑΡΑΔΕΙΓΜΑΤΑ ΛΕΙΤΟΥΡΓΙΑΣ**


Ελληνικά

1. Παραδείγματα υπολογισμών





Πριν πραγματοποιήσετε κάθε υπολογισμό, πατήστε το πλήκτρο [$\frac{ON}{C}$].

Παράδειγμα	Λειτουργία πλήκτρου	Οθόνη
 1 x 2 x 3 = 6	[$\frac{ON}{C}$]	0.
	1 [x] 2 [x] 3 [=]	6.
	[$\frac{ON}{C}$]	0.
 2 x 3 = 6	2 [x] 2 [CE] 3[=]	6.
2 + 4 + 6 = 12	2 [+] 3 [+] 6 [$\frac{ON}{C}$]	0.
	2 [+] 4 [+] 6 [=]	12.
1234 x 100 = 123,400	12345 [00→0]	1'234.
5 x 3 + 0.2 = 75	[x] 100 [=]	123'400.
300 x 27% = 81	5 [x] 3 [+] 0.2 [=]	75.
	300 [x] 27 [%]	81.
$\frac{11.2}{56}$ x 100% = 20%	11.2 [+] 56 [%]	20.
30 + (30 x 40%) = 42	30 [+] 40 [%]	42.
30 - (30 x 40%) = 18	30 [-] 40 [%]	18.
5 ⁴ = 625	5 [x] [=] [=] [=]	625.
$\sqrt{144}$ = 12	144 [√]	12.
 \$14.90 + \$0.35 - \$1.45 + \$12.05 = \$25.85	1490 [+] 35 [-] 145 [+]	25.85
 1 / 30 = 0.0333....	1205 [=]	0.03
	30 [+] [=]	
 $\frac{1}{(2 \times 5 - 4)}$ = 0.166....	2 [x] 5 [-] 4 [+] [=]	0.16

2. Υπολογισμός μνήμης

 (12 x 4) - (20 ÷ 2) = 38	[$\frac{ON}{C}$]	0.
	12 [x] 4 [M+] 20 [+] 2 [M-]	MEMORY 10.
	[MR]	MEMORY 38.
	[MC] [CE]	0.






3. Υπολογισμός σταθεράς

 2 + 3 = 5	2 [+] 3 [=]	5.00
 4 + 3 = 7	4 [=]	7.00
 $3 \times 4.111 = 12.333$	3 [x] 4.111 [=]	12.34
 3 x 6 = 18	6 [=]	18.00



4. ΟνΔιαγραφή σφάλματος υπερχείλισης

1234567890123456 x 12345678901234567	ERROR	1'234'567'890'123'456.
100 =	[00→0] [x] 100 [=]	ERROR 12.34567890123456
123456789012345600	[$\frac{ON}{C}$]	0.





5. Υπολογισμός αύξησης & Μείωσης τιμής

 200 + (P x 20%) = P	200 [+] 20 [MU]	250.
 $P = \frac{200}{1 - 20\%} = 250$	[MU]	50.
 250 - 200 = 50		
 125 - (P x 20%) = P	125 [+] 25 [+/-] [MU]	100.
 $P = \frac{125}{1 + 25\%} = 100$	[MU]	25.
125 - 100 = 25		

6. ΠΟΣΟΣΤΟ ΔΕΛΤΑ

 $\frac{180 - 150}{150} \times 100\% = 20\%$	180 [-] 150 [MU]	20.
 20%		

7. Συναλλαγματική ισοτιμία

 rate=32	32 [SET]	SET	32.
 100 € = 3200	[€]	€ SET	32.
 LOCAL	100 [LOCAL]	LOCAL	3'200.
	[€]	€	100.
 75 LOCAL = 2.34375 €	[$\frac{ON}{C}$] [SET] [LOCAL]	€ SET	32.
	75 [€]	€	2.34375
	[LOCAL]	LOCAL	75.

WEEE MARK

- En** If you want to dispose this product, do not mix with general household waste. There is a separate collection systems for used electronics products in accordance with legislation under the WEEE Directive (Directive 2002/96/EC) and is effective only within European Union.
- Ge** Wenn Sie dieses Produkt entsorgen wollen, dann tun Sie dies bitte nicht zusammen mit dem Haushaltsmüll. Es gibt im Rahmen der WEEE-Direktive innerhalb der Europäischen Union (Direktive 2002/96/EC) gesetzliche Bestimmungen für separate Sammelsysteme für gebrauchte elektronische Geräte und Produkte.
- Fr** Si vous souhaitez vous débarrasser de cet appareil, ne le mettez pas à la poubelle avec vos ordures ménagères. Il existe un système de récupération distinct pour les vieux appareils électroniques conformément à la législation WEEE sur le recyclage des déchets des équipements électriques et électroniques (Directive 2002/96/EC) qui est uniquement valable dans les pays de l'Union européenne.
Les appareils et les machines électriques et électroniques contiennent souvent des matières dangereuses pour l'homme et l'environnement si vous les utilisez et vous vous en débarrassez de façon inappropriée.
- Sp** Si desea deshacerse de este producto, no lo mezcle con residuos domésticos de carácter general. Existe un sistema de recogida selectiva de aparatos electrónicos usados, según establece la legislación prevista por la Directiva 2002/96/CE sobre residuos de aparatos eléctricos y electrónicos (RAEE), vigente únicamente en la Unión Europea.
- It** Se desiderate gettare via questo prodotto, non mescolatelo ai rifiuti generici di casa. Esiste un sistema di raccolta separato per i prodotti elettronici usati in conformità alla legislazione RAEE (Direttiva 2002/96/CE), valida solo all'interno dell'Unione Europea.
- Du** Deponer dit product niet bij het gewone huishoudelijk afval wanneer u het wilt verwijderen. Er bestaat ingevolge de WEEE-richtlijn (Richtlijn 2002/ 96/EG) een speciaal wettelijk voorgeschreven verzamelstelsel voor gebruikte elektronische producten, welk alleen geldt binnen de Europese Unie.
- Da** Hvis du vil skille dig af med dette produkt, må du ikke smide det ud sammen med dit almindelige husholdningsaffald. Der findes et separat indsamlingsssystem for udtjente elektroniske produkter i overensstemmelse med lovgivningen under WEEE-direktivet (direktiv 2002/96/EC), som kun er gældende i den Europæiske Union.
- Por** Se quiser deitar fora este produto, não o misture com o lixo comum. De acordo com a legislação que decorre da Directiva REEE – Resíduos de Equipamentos Eléctricos e Electrónicos (2002/96/CE), existe um sistema de recolha separado para os equipamentos electrónicos fora de uso, em vigor apenas na União Europeia.
- Pol** Jeżeli zamierzasz pozbyć się tego produktu, nie wyrzucaj go razem ze zwykłymi domowymi odpadkami. Według dyrektywy WEEE (Dyrektywa 2002/96/EC) obowiązującej w Unii Europejskiej dla używanych produktów elektronicznych należy stosować oddzielne sposoby utylizacji.



JM74932-00F

Information for Users on Collection and Disposal of used Batteries.

The symbol in this information sheet means that used batteries should not be mixed with general household waste.

For proper treatment, recovery and recycling of used batteries, please take them to applicable collection points.

For more information about collection and recycling of batteries, please contact your local municipality, your waste disposal service or the point of sale where you purchased the items.



Information on Disposal in other Countries outside the European Union.

This symbol is only valid in the European Union.

If you wish to discard used batteries, please contact your local authorities or dealer and ask for the correct method of disposal.

Free Manuals Download Website

<http://myh66.com>

<http://usermanuals.us>

<http://www.somanuals.com>

<http://www.4manuals.cc>

<http://www.manual-lib.com>

<http://www.404manual.com>

<http://www.luxmanual.com>

<http://aubethermostatmanual.com>

Golf course search by state

<http://golfingnear.com>

Email search by domain

<http://emailbydomain.com>

Auto manuals search

<http://auto.somanuals.com>

TV manuals search

<http://tv.somanuals.com>