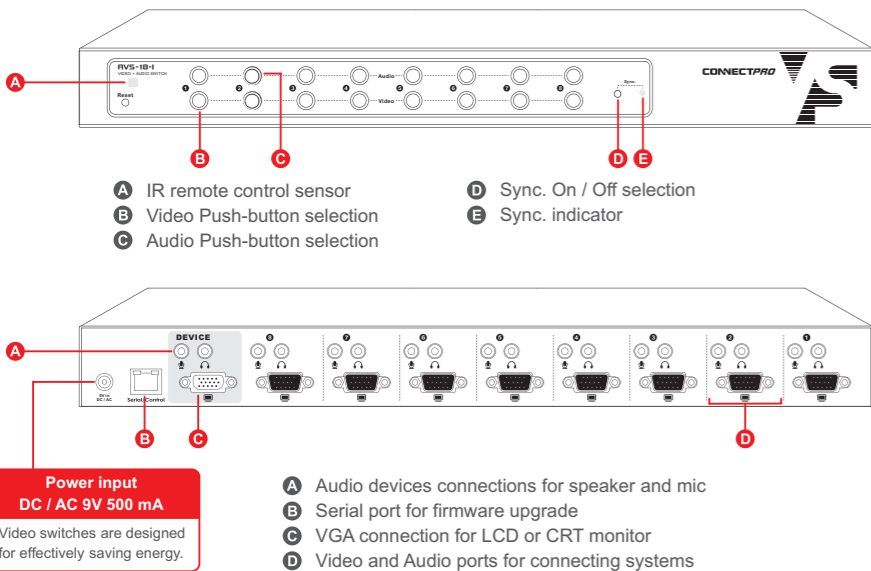


Installation Guide

Product View



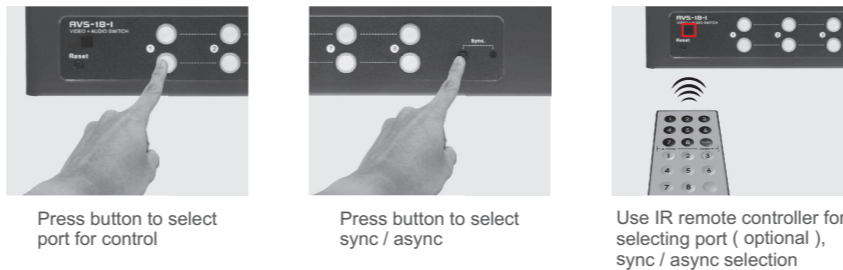
Front & Rear View



Connect Cables



Port Selection

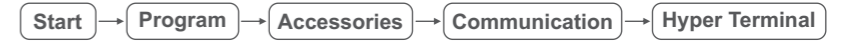


Features & Benefits

- Enables up to 8 PCs to connect to one set Video/Audio output
- IR remote control : 3 meters
- Compatible with Windows (Windows 98, 2000, XP, Vista, Windows 7), Linux and Mac OS
- Built-in All-time Full DDC supported throughout all switch channels
- Easy switching with push-button or IR remote controller
- RS-232 serial control and firmware upgradable
- Video / Audio sync & async selectable
- Displays the output for computers on a single monitor
- Max video resolution supported 1920 x 1440
- DDC; DDC2; DDC2B Support
- VGA, SVGA, SXGA, XGA, UXGA, WUXGA and Multisync Monitors or equivalent multimedia projector
- Easy installation, no software required

RS-232 Command (Example for Windows only)

1. From Windows



Click on "Start", choose "Program", choose "Accessories", select "Communication", then click on "Hyper Terminal"

2. Set up Windows hyper terminal

- 1). In hyper terminal
 - a). create a "new connection"
 - b). Type in a name for the connection (for example, AVS-18-I), click "OK"
- 2). Under "connect using" select "Direct to Com N (N:1, 2, 3...)", click "OK"
- 3). Com 1 setup
 - a). Set "Bits per second" to 9600
 - b). Set "Data Bits" to 8
 - c). Set "parity check bit" to "None"
 - d). Set "Stop Bits" to 1
 - e). Set "Flow control" to "None"

Then Click OK - the hyper terminal screen should appear
- 4). Click "File", select "Properties" from the menu bar
- 5). Click on "settings", use default:
 - a). "Windows key"
 - b). "Ctrl + H(C)"
 - c). Auto detect and back scroll 500 lines
- 6). Go to "ASCII setup" and select the following items
 - a). Sending - check: "send line ends with line feed" and "echo typed characters locally" box
 - b). Receiving - check: "wrap long lines"

3. After the above actions

- 1). Plug or replug the RS232 cable and the control window will pop up immediately
- 2). Now you see "AVS Link", version such as "AVS-18-I F/W:V 1.1" and status such as "s1v1", "s1a1"
- 3). You are ready to do all commands now !!

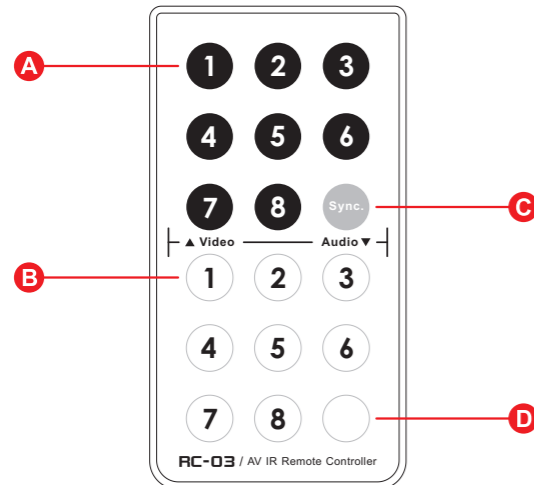
4. Serial port command

- sync : audio / video synchronized command
async : audio / video asynchronous command
- s1v0 : show all status
s1a0 : show all status
s1v1 : select video port 1
s1a1 : select audio port 1
s1v2 : select video port 2
s1a2 : select audio port 2
⋮
s1v8 : select video port 8
s1a8 : select audio port 8

Ordering Information

Model	Description
AVS-18-I	8-port Video and Audio Switch with Serial IR remote control
Optional part / accessory	
Cables	
CMV-201-03	3-ft Male-to-Female video cable
CMV-201-06	6-ft Male-to-Female video cable
CAS-202-03	3-ft Stereo Audio cable
CAS-202-06	6-ft Stereo Audio cable
Power Adaptor	
JM-4347-G	Power supply AC 9V (500 mA) - 110V
AD-0950-25	Power supply DC 9V (500 mA) - 110V
	* Any other interface is available upon request
IR Remote Controller	
RC-03	Video + Audio IR remote controller
Rack Mounting Kit	
RMK-1902	19" rack mounting bracket set for 8 / 12 / 16-port KVM Switch
RMK-19	19" rack mounting cable support bar

IR Remote Control Command



- A** Video selection
- B** Audio selection
- C** Sync. On / Off selection
- D** Customer setting

Specification

		AVS-18-I
Functional		
System port number		8
Panel button control		8
Button LED		Selected - Green
Sync / Async LED		Sync : Blue LED on ; Async : Blue LED off
IR remote control		Yes (Built-in receiver, controller RC-03 optional)
IR remote control distance		3M
Hot plug-and-play		Yes
Serial control		Yes
VGA resolution		Max 1920 x 1440 , 400 MHz , DDC1 / DDC2B
System connectors	Video	HDB-15 Male x 8
	Audio	Speaker x 8 , Mic x 8 (3.5mm)
Device connectors	Video	HDB-15 Female x 1
	Audio	Speaker x 1 , Mic x 1 (3.5mm)
Mechanical		
Dimensions H x W x D		44 x 440 x 148 mm (1.73 x 17.3 x 5.82 inch)
Weight		1740 g (3.84 lb)
Environmental		
Operating temp		0 to 60 °C (32 to 140 °F)
Storage temp		-30 to 70 °C (-22 to 158 °F)
Humidity		0~80% RH, NC
Power		
Operating voltage		DC / AC 9V (500 mA)
Power frequency		50-60 Hz
Input power		AC 100-120 or 220-240V
Supported		
Cascade		3 Layers
stereo audio		Yes
DDC		DDC , DDC2 , DDC2B
VGA		VGA , SVGA , XGA , SXGA , UXGA , QXGA
Certification		
		FCC, CE

Limited Warranty For ConnectPRO Video / Audio Solution Product

ConnectPRO offers 1-year limited warranty for all of its Video / Audio Solution products. ConnectPRO stands behind its products assured that you're purchasing a proven technology with quality and reliability.

Download from Www.Somanuals.com. All Manuals Search And Download.



ConnectPRO - USA, Taiwan
www.connectpro.com

Corporate Office

20525 Paseo Del Prado Walnut, CA 91789, USA
 Tel +1-909-444-9288 Fax +1-909-444-9289

Design Center and Operational Hubs

13F., No.120, Sec. 1, Sanmin Rd., Banciao Dist.,
 New Taipei City 220, Taiwan, R.O.C.
 Tel +886-2-8964-2700 Fax +886-2-8964-2977

Free Manuals Download Website

<http://myh66.com>

<http://usermanuals.us>

<http://www.somanuals.com>

<http://www.4manuals.cc>

<http://www.manual-lib.com>

<http://www.404manual.com>

<http://www.luxmanual.com>

<http://aubethermostatmanual.com>

Golf course search by state

<http://golfingnear.com>

Email search by domain

<http://emailbydomain.com>

Auto manuals search

<http://auto.somanuals.com>

TV manuals search

<http://tv.somanuals.com>