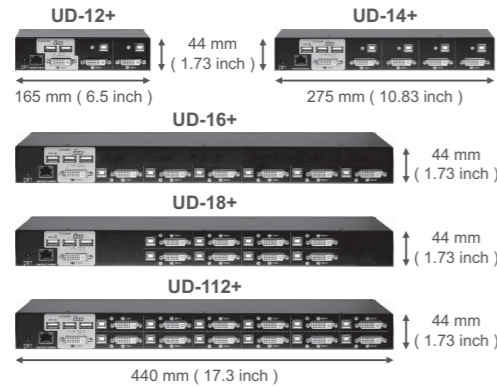



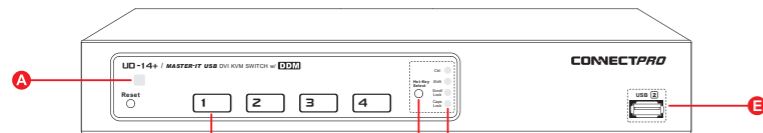
Installation Guide

Product View

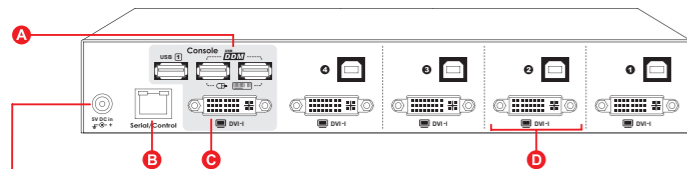


Front & Rear View

Special note: LED light will be quickly flashing while the KVM is mapping out the device.



- A** IR Remote Control Sensor
- B** Push-button selection
- C** Hot-key selection
- D** Hot-key indicator (both LEDs not lit = hot-key has been disabled)
- E** USB device sharing port (high speed USB 2.0)

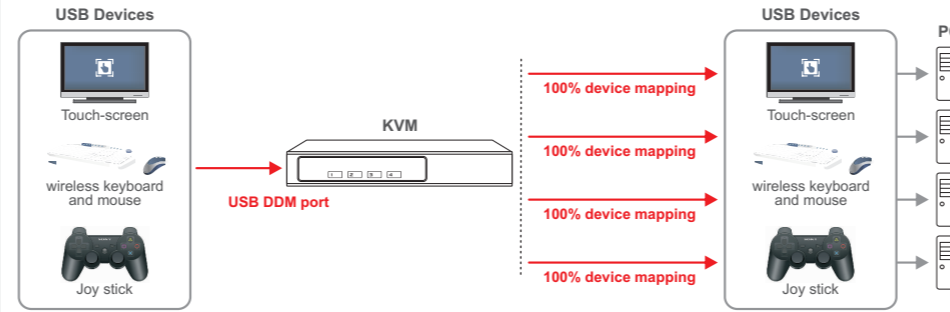


- A** USB 2.0 HID devices DDM console connections for mouse and keyboard
- B** Serial port for extra control and firmware upgrade (CRJ45-DB9F-5 serial cable)
- C** DVI connection for LCD or CRT monitor
- D** KVM ports for connecting systems

Power input
DC 5V 2000 mA

Master-IT USB switches are designed for effectively saving energy.

What is USB DDM



Connect cables




Special note: If your device cannot work in rear console DDM ports properly, please connect it to the hub ports on the front panel. The rear console ports can be connected with USB HID devices only.

Port Selection



Press button to select port for control



Type hot-key to select port for control



Use IR remote controller for selecting port (optional)


- Via RJ-45 serial port - control commands issued from communication application such as Hyper Terminal.
- Via Mouse-click switching - An optional function only released to OEM/ODM or special projects.

Hot-Key Command

1. Hot-key selection

- Via front panel Hot-key select button
- Via Hot-key control
- Default Hot-key = **Ctrl**

Hot-key + Hot-key + **H** + New Hot-key



2. Hot-key and functions

- Hot-key + Hot-key + **1** (~ **8**) → Switch to Port #1 (~ Port #8)
- Hot-key + Hot-key + **A** (~ **F**) → Switch to Port #A (~ Port #F)
- Hot-key + Hot-key + **Z** → Turn switching confirmation buzzer sound on/off

- Default = buzzer sound off

Hot-key + Hot-key + **S** **N** → Turn on Auto Channel Scan

- **S** = last setting interval, default = 5 seconds
- **N** (**1** ~ **5**) = 5, 8, 15, 20, 30 seconds
- Turn off Auto Channel Scan by pressing any key

3. Assign USB port command

Hot-key + Hot-key + **H** + **1** + **P** + (**1** ~ **8**, **A** ~ **F**) → Assign USB #1 for a certain port use only

Hot-key + Hot-key + **H** + **0** + **P** + **0** → Default USB port setting (Sync with KVM port selection)

Features & Benefits

- 100% compatible with USB HID devices (for USB DDM ports)
- Compatible with Windows (Windows 98, 2000, XP, Vista, Windows 7), Linux and Mac OS
- Front panel push-button for easy computer selection
- User selectable multi-hotkey (Ctrl, Shift, Scroll Lock, Caps Lock, Hotkey disable)
- Backlit push-button with multi-color LED for easy monitoring and selection
- Built-in IR remote receiver and selectable Hot-key control
- Buzzer sound for computer switching confirmation
- Plug-and-Play system configuration
- Additional USB ports for device sharing, or assign to a certain port
- No drivers needed for keyboard and mouse operation
- RS-232 control and firmware upgradable
- DVI interface, supports the DVI-I monitor
- Max video resolution supported 1920 x 1200
- Built-in All-time Full DDC (Active - DDC to all connected systems)
- 3-year Warranty

Specification

	UD-12+	UD-14+	UD-16+	UD-18+	UD-112+	
Functional						
Computer port number	2	4	6	8	12	
Panel button control	2	4	6	8	12	
Button LED color indication	PC On-Line - Green , Selected - Red , Both - Orange					
IR remote control	Yes (Built-in receiver, controller optional)					
Hot plug-and-play	Yes					
Hot key control	Yes					
Auto scan	Yes (Hot key)					
Selectable scan interval	5, 8, 15, 20, 30 sec (Hot key)					
Beep sound	On / Off (Hot key selectable)					
Cable length	5M (15ft) at Console; 5M (15ft) at PC					
Resolution	Max 1920 x 1200 , DDC1 / DDC2B					
System connectors	Keyboard & Mouse	USB B x 2	USB B x 4	USB B x 6	USB B x 8	USB B x 12
	Monitor	DVI-24+5 Female x 2	DVI-24+5 Female x 4	DVI-24+5 Female x 6	DVI-24+5 Female x 8	DVI-24+5 Female x 12
Console connectors	Keyboard & Mouse	USB A x 2 (DDM Technology)				
	Monitor	DVI-24+5 Female x 1				
Total USB device sharing port	USB A (USB 2.0) x 4		USB A (USB 2.0) x 3			
Mechanical						
Height	44 mm (1.73 inch)	44 mm (1.73 inch)	44 mm (1.73 inch)	44 mm (1.73 inch)	44 mm (1.73 inch)	
Width	165 mm (6.5 inch)	275 mm (10.83 inch)	440 mm (17.3 inch)	440 mm (17.3 inch)	440 mm (17.3 inch)	
Depth	76 mm (2.99 inch)	131 mm (5.16 inch)	131 mm (5.16 inch)	131 mm (5.16 inch)	131 mm (5.16 inch)	
Weight	530 g (1.17 lb)	1150 g (2.54 lb)	1620 g (3.57 lb)	1850 g (4.08 lb)	1860 g (4.1 lb)	
Power						
Operating voltage	DC 5V (2000 mA)					
Power frequency	50-60 Hz					
Power consumption	6 W	7.5 W	8.5 W	9 W	9.5 W	
Certification						
	FCC, CE					

Ordering Information

Model	Description
UD-12+	2-port USB DVI KVM Switch with DDM
UD-14+	4-port USB DVI KVM Switch with DDM
UD-16+	6-port USB DVI KVM Switch with DDM
UD-18+	8-port USB DVI KVM Switch with DDM
UD-112+	12-port USB DVI KVM Switch with DDM
Optional part / accessory	
Cables	
SDU-06	6-ft DVI-I & USB KVM cable
SDU-10	10-ft DVI-I & USB KVM cable
SDU-15	15-ft DVI-I & USB KVM cable, special length of KVM cables are available (25-ft, 50-ft)
CRJ45-DB9F-5	5-ft serial/control and firmware upgrade cable (RJ-45 to DB9 female)
Power Adaptor	
PAUS-DC5V2A	Power supply DC 5V (2000 mA) - AC 110/220V for USA
	* Any other interface is available upon request
IR Remote Controller	
RC-01	IR remote controller for 2 / 4-port KVM Switch
RC-04	IR remote controller for 6 / 8 / 12 / 16-port KVM Switch
Rack Mounting Kit	
RMK-1901	19" rack mounting bracket set for 4-port KVM Switch
RMK-1902	19" rack mounting bracket set for 6 / 8 / 12 / 16-port KVM Switch
RBK-19	19" rack mounting cable support bar

Limited Warranty For ConnectPRO KVM Switches

ConnectPRO offers a 3-year limited warranty for all of its KVM Switches and KVM Switch modules. ConnectPRO stands behind its products assured that you're purchasing a proven technology with quality and reliability.

Download from www.Somanuals.com. All Manuals Search And Download.



ConnectPRO - USA, Taiwan
www.connectpro.com

Corporate Office

20525 Paseo Del Prado Walnut, CA 91789, USA
Tel +1-909-444-9288 Fax +1-909-444-9289

Design Center and Operational Hubs

13F., No.120, Sec. 1, Sanmin Rd., Banciao Dist.,
New Taipei City 220, Taiwan, R.O.C.
Tel +886-2-8964-2700 Fax +886-2-8964-2977

IG-UD1246812PLUS_V1-2

Free Manuals Download Website

<http://myh66.com>

<http://usermanuals.us>

<http://www.somanuals.com>

<http://www.4manuals.cc>

<http://www.manual-lib.com>

<http://www.404manual.com>

<http://www.luxmanual.com>

<http://aubethermostatmanual.com>

Golf course search by state

<http://golfingnear.com>

Email search by domain

<http://emailbydomain.com>

Auto manuals search

<http://auto.somanuals.com>

TV manuals search

<http://tv.somanuals.com>