

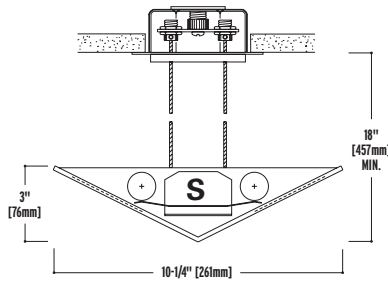
NEO-RAY™



TRIAD 17-IP

SEMI INDIRECT

- Semi – indirect light distribution.
- T5 and T8 lampping options.
- Die formed steel perforated, nominal illuminated sections – 3', 4', 6' and 8'.
- Precision die cast end caps.
- Articulated joiners between sections.
- Optional slotted perforated pattern.
- Dual aircraft cable hangers for superior leveling.



Construction: 20-gauge steel construction with staggered round hole pattern backed by white acrylic diffuser. Slotted perforation optional. Nominal 3', 4', 6' or 8' illuminated sections.

End Caps: Die-cast aluminum.

Reflectors: Side and center reflectors are formed semi-specular anodized aluminum.

Electrical: 120, 277, 347 or Universal Voltage electronic ballast. Luminaires and electrical components certified to UL and CUL standards.

Finish: Durable, low gloss, white, powder coated acrylic finish.

Mounting: Dual cable, 3/32" (standard); dual stem; single cable; single stem, 5" diameter cover (standard).

S = Slim Line Ballast only.

ORDERING INFORMATION:

Sample number: 17-IP-2T8-ST56-1EB-SI-RP

Series

17=Triad

Light Output

IP=Indirect Pendant

Number of Lamps (per cross section) (not included)

2=2 Lamps 3=3 Lamps

Lamp Type

T8 T5 T5H0

Pendant Type

SC=Single Cable ST=Single Stem²

DC=Dual Cable DS=Dual Stem

* Not available with (3) lamp option.

Run Length

Overall Nominal Run Length__ft. (Any combination of 8', 6', 4' and 3' sections)

Voltage¹

1=120V 2=277V 3=347V U=Universal

Ballast

EB=Electronic Ballast (Standard) DB=Dimming Ballast

[For (3) lamp option only, slim line ballast (small case)]

Switching

SI=Single Switching DU=Dual Switching

Perforation

RP=Round BP=None SP=Slotted

Emergency

EM=Emergency Pack (Consult Factory)

Fusing

GLR GMF

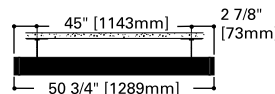
¹ Due to various constraints, some options may not be combined with others.
² Available with 7° or earthquake 45° swivel canopy assembly.

ROW CONFIGURATION

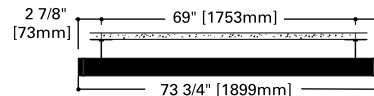
3 Ft. Section



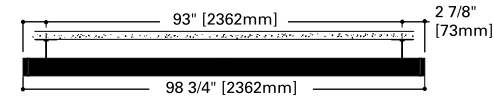
4 Ft. Section



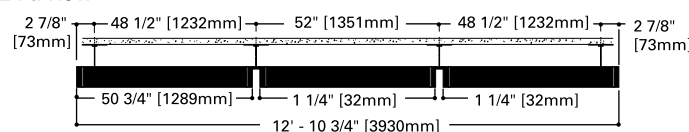
6 Ft. Section



8 Ft. Section



12 Ft. Row



PERFORATED PATTERNS



NOTES: For complete product data, refer to the Neo-Ray Specification Binder. Specifications and dimensions subject to change without notice. Products may be modified for use in international markets. Please contact your Cooper Lighting Sales Representative for availability and ordering information.

Free Manuals Download Website

<http://myh66.com>

<http://usermanuals.us>

<http://www.somanuals.com>

<http://www.4manuals.cc>

<http://www.manual-lib.com>

<http://www.404manual.com>

<http://www.luxmanual.com>

<http://aubethermostatmanual.com>

Golf course search by state

<http://golfingnear.com>

Email search by domain

<http://emailbydomain.com>

Auto manuals search

<http://auto.somanuals.com>

TV manuals search

<http://tv.somanuals.com>