

DESCRIPTION

210-D Luminous Bowl features direct/indirect illumination with an Integral Downlight and is available in two sizes.

Catalog #		Type
Project		
Comments		Date
Prepared by		

SPECIFICATION FEATURES

Material

Painted and chromed cold rolled steel, solid brass or solid aluminum with a matte white acrylic bowl.

Finish

Standard: Matte White (MW). Premium: Lacquered Satin Aluminum (SAL), Satin Chrome (SC), Satin Copper (SCP), Satin Brass (SB), Polished Chrome (PC), Satin Nickel (SN), Polished Nickel (PN), Polished Copper (PCP), Polished Brass (PB), Oxidized Brass (OBRS), Lacquered Satin Chrome (SCL), Lacquered Satin Nickel (SNL), Natural Aluminum (NA) [Sustainable Design] or Custom Color (CC). Matte white mounting pan.

Optics

Refer to www.shaperlighting.com for complete photometrics.

Ballast

Integral electronic HPF, multi-volt 120/277V (347V Canada),

thermally protected with end-of-life circuitry to accommodate the specified lamp wattage.

Lamp/Socket

18": Three (3) 13W (2GX7) 4-pin low wattage CFL lamps or three (3) 40W A-19 lamps.
24": Three (3) 26W (G24q-3) 4-pin quad CFL lamps or three (3) 60W A-19 lamps. Downlight: One (1) 50W PAR20H or one (1) 13W (G24q-1) 4-pin quad CFL lamp. CFL socket injection molded plastic. INC socket fired ceramic rated for 660W-250V. Lamps furnished by others.

Installation

Supplied with a universal circular strap for a standard 4" J-box or plaster ring. Provided with 2-circuit wiring.

Options

Hand Painted Faux Alabaster Bowl (FB), Hand Painted Faux Linen Bowl (LNB), Caming Trim - At top edge of bowl (CT), Trim Ring (TR), Double Bar Trim (2B), CFL Dimming Ballast (26W only)

- Contact the factory for ballast options (DM), Remote Emergency Ballast - Supplied by others (REM). Damp location (DL): All Painted Finishes, Lacquered Satin Nickel (SNL) and Lacquered Satin Chrome (SCL) only. MRI Applications (INC only) - Contact Factory. Energy Star Rating - consult factory.

Labels

U.L. and C.U.L. approved for indoor and damp location. See options for damp location finishing requirements.

Modifications

Shaper's skilled craftspeople with their depth of experience offer the designer the flexibility to modify standard surface luminaires for project specific solutions. Contact the factory regarding scale options, unique finishes, mounting, additional materials/colors, or decorative detailing.



210-D SERIES

Surface Luminaire
Luminous Bowl



ORDERING INFORMATION

Sample Number: 210-D-18-CFL/3/13-PARH/1/50-277V-PCP

Series 210-D=Bowl Surface with Downlight	Size 18" 24"	Lamp CFL/3/13 ¹ CFL/3/26 ² INC/3/40 ¹ INC/3/60 ²	Downlight Lamp CFL/1/13 PARH/1/50	Finish <u>Standard</u> MW=Matte White <u>Premium</u> CC=Custom Color OBRS=Oxidized Brass PB=Polished Brass PC=Polished Chrome PCP=Polished Copper PN=Polished Nickel SAL=Lacquered Satin Aluminum NA=Natural Aluminum SB=Satin Brass SC=Satin Chrome SCP=Satin Copper SN=Satin Nickel SCL=Lacquered Satin Chrome SNL=Lacquered Satin Nickel	Options 2B=Double Bar Trim TR=Trim Ring CT=Caming Trim DL=Damp Location ⁷ DM=CFL Dimming Ballast ^{4,5} REM=Remote Emergency Battery ⁶ FB=Hand Painted Faux Alabaster Bowl
Voltage 120V ³ 277V ³ 347V ³					

Notes:

- ¹ Available in 18".
- ² Available in 24".
- ³ Available with CFL only.
- ⁴ Not available in 26W.
- ⁵ Consult the factory for available options.
- ⁶ Supplied by others.
- ⁷ Interior applications only.



SUSTAINABLE DESIGN

Shaper has a long-standing history of offering environmentally-friendly fixtures. The copper and bronze alloys used in our exterior luminaires feature up to 98% recycled content, contribute less undesirable air emissions compared to painted aluminum and are easy to recycle.



MAGNETIC RESONANCE IMAGING (MRI)

Lighting fixtures for MRI facilities are specialized and unique, requiring non-ferrous construction. Fluorescent fixtures cannot be used due to the ferrous parts in ballasts and lampholders. Modified incandescent fixtures meet the requirements.



ENERGY STAR

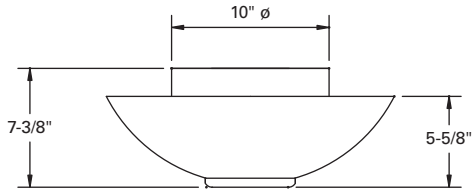
Shaper now offers a wide variety of fixtures that can be provided with an Energy Star Rating.



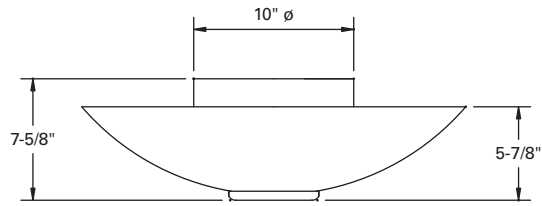
QUICK SHIP (QS)

Shaper's Quick Ship program features over thirty-four fixtures with finish options such as Satin Chrome, Natural Aluminum and Satin Brass and a wide variety of lamp selections. All products ship in five days from receipt of order.

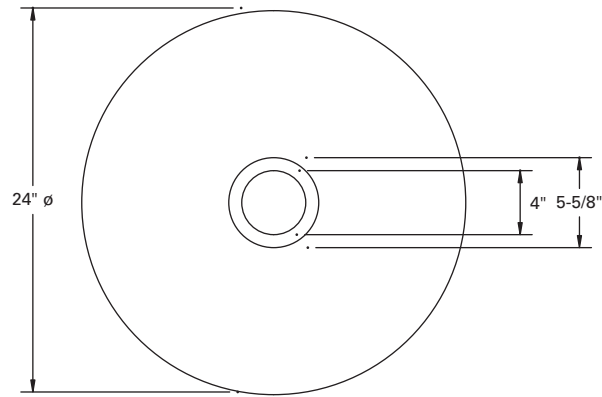
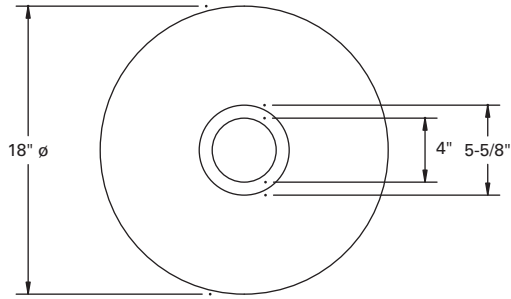
Refer to the Icon Legend Link on shaperlighting.com.



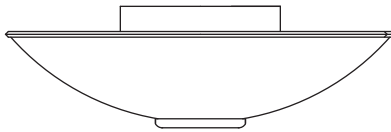
210-D 18" ϕ STANDARD



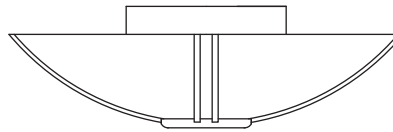
210-D 24" ϕ STANDARD



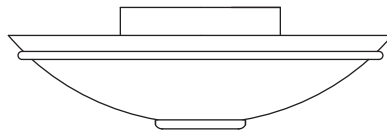
210-D TRIM OPTIONS



CAMING TRIM (CT)



DOUBLE TRIM BAR (2B)



TRIM RING (TR)

COMPANION PRODUCTS



210



404



415-D



642-A

Free Manuals Download Website

<http://myh66.com>

<http://usermanuals.us>

<http://www.somanuals.com>

<http://www.4manuals.cc>

<http://www.manual-lib.com>

<http://www.404manual.com>

<http://www.luxmanual.com>

<http://aubethermostatmanual.com>

Golf course search by state

<http://golfingnear.com>

Email search by domain

<http://emailbydomain.com>

Auto manuals search

<http://auto.somanuals.com>

TV manuals search

<http://tv.somanuals.com>