


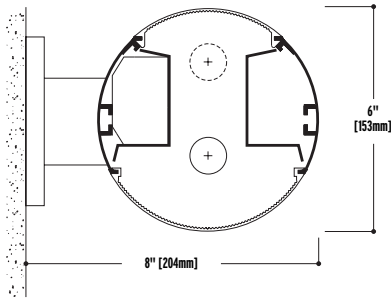
NEO-RAY™



CIRQUE 6-DIW

SEMI INDIRECT DIRECT-INDIRECT

- Direct / indirect light distribution.
- Extruded aluminum housing.
- Nominal 3', 4', 6' and 8' illuminated sections.
- Runs to any length and configuration.
- Diffusers – radial baffle and/or acrylic ribbed lens
- Die cast end caps.
- Custom finishes available by special order.



Construction

Extruded aluminum housing. Nominal 3', 4', 6' or 8' illuminated sections.

End Caps

Die-cast aluminum.

Shielding

Top-clear ribbed acrylic lens. Bottom-clear ribbed acrylic lens or contoured baffle.

Electrical

120, 277, 347 or Universal Voltage electronic ballast. Fixtures and electrical components certified to UL and CUL standards.

Finish

Durable, low gloss, white, powder coated acrylic finish.

Mounting

Fixture mounts directly to existing structure over a 2" x 4" standard electrical box **mounted horizontally** in the wall.

ORDERING INFORMATION:

Sample number: 6DIW-2T8-36-1EB-SI-SI26

Series

6=Cirque

Light Output

DI=Direct/Indirect

Mounting

W=Wall

Number of Lamps (per cross section) (not included)

1=1 Lamp 3=3 Lamps (one up/two down)
2=2 Lamps (one up/one down)

Lamp Type

T8 T5 T5HO

Run Length

Overall Nominal Run Length__ft. (Any combination of 8', 6', 4' and 3' sections)

Voltage ¹

1=120V 2=277V 3=347V U=Universal

Ballast

EB=Electronic Ballast (Standard) DB=Dimming Ballast

Switching

SI=Single Switching DU=Dual Switching (2 Lamps)

Emergency

EM=Emergency Pack (Consult Factory)

Fusing

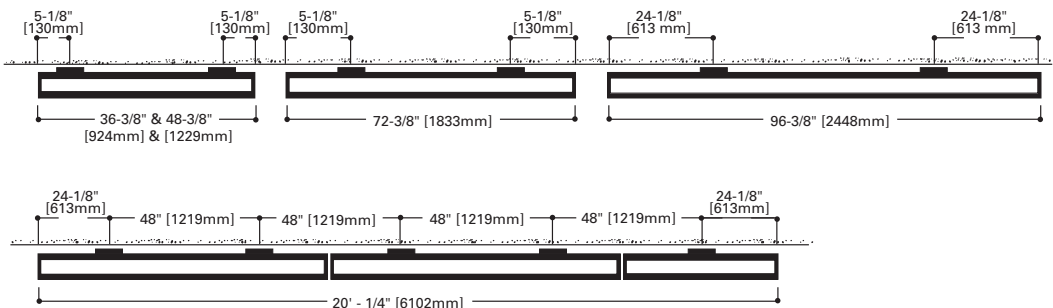
GLR GMF

Shielding

S14=Contoured Baffle S26=Clear Ribbed Acrylic Lens

¹ Due to various constraints, some options may not be combined with others.

MOUNTING INFORMATION



Rows are configured prior to placement of order from standard 3', 4', 6' & 8' sections to nearest 1' increments with Beginning, Intermediate and End of run fixtures. Welded ends insure rugged construction but are not able to be reconfigured in field.



9" x 9"
CORNER

Patterns are constructed from rows with 9" non-illuminated corners. Corners contain the specified diffuser but, **Corners are not illuminated.**



S14 Round Baffle



S26 Acrylic Lens

NOTES: For complete product data, refer to the Neo-Ray Specification Binder. Specifications and dimensions subject to change without notice. Products may be modified for use in international markets. Please contact your Cooper Lighting Sales Representative for availability and ordering information.

Free Manuals Download Website

<http://myh66.com>

<http://usermanuals.us>

<http://www.somanuals.com>

<http://www.4manuals.cc>

<http://www.manual-lib.com>

<http://www.404manual.com>

<http://www.luxmanual.com>

<http://aubethermostatmanual.com>

Golf course search by state

<http://golfingnear.com>

Email search by domain

<http://emailbydomain.com>

Auto manuals search

<http://auto.somanuals.com>

TV manuals search

<http://tv.somanuals.com>